



# **SRI INDU COLLEGE OF ENGINEERING & TECHNOLOGY**

**(An Autonomous Institution under UGC, New Delhi)**

(Permanently Affiliated to JNTUH, Approved by AICTE, New Delhi, Accredited by NAAC and Accredited by NBA)  
Sheriguda Village, Ibrahimpatnam Mandal, Ranga Reddy Dist. – 501 510

## **BACHELOR OF TECHNOLOGY INFORMATION TECHNOLOGY**

**CHOICE BASED CREDIT SYSTEM (CBCS)  
ACADEMIC REGULATIONS, COURSE STRUCTURE AND  
SYLLABI FOR II, III & IV YEARS  
UNDER AUTONOMOUS STATUS FOR THE BATCHES  
ADMITTED FROM THE ACADEMIC YEAR 2018 - 19**

**B.Tech. Regular Four Year Degree Programme  
(For the batches admitted from the academic year 2018–19)  
&  
B.Tech. (Lateral Entry Scheme)  
(For the batches admitted from the academic year 2019 - 20)**

**Note:** The regulations here under are subject to amendments as may be made by the Academic Council of the College from time to time. Any or all such amendments will be effective from such date and to such batches of candidates (including those already undergoing the program) as may be decided by the Academic Council.



## **SRI INDU COLLEGE OF ENGINEERING & TECHNOLOGY**

**(An Autonomous Institution under UGC, New Delhi)**

**(Permanently Affiliated to JNTUH, Approved by AICTE, New Delhi, Accredited by NAAC and Accredited by NBA)  
Sheriguda Village, Ibrahimpatnam Mandal, Ranga Reddy Dist. – 501 510**

### ***Vision of the Institute***

**To be a premier institution in engineering  
& technology and management for  
competency, values and social  
consciousness**

### ***Mission of the Institute***

- IM<sub>1</sub>: Provide high quality academic programs, training activities and research facilities.**
- IM<sub>2</sub>: Promote continuous industry – institute interaction aimed at promoting employability, entrepreneurship, leadership and research aptitude among stakeholders**
- IM<sub>3</sub>: Contribute the economic and technological development of the region, state and Nation.**

### **VISION of the Department**

To be a recognized knowledge center in the field of Information Technology with self motivated, employable engineers to society.

### **MISSION of the Department**

**DM<sub>1</sub>:** To offer high quality student centric education in Information Technology.

**DM<sub>2</sub>:** To provide a conducive environment towards innovation and skills.

**DM<sub>3</sub>:** To involve in activities that provide social and professional solutions.

**DM<sub>4</sub>:** To impart training on emerging technologies namely cloud computing and IoT with involvement of stake holders.

### **PROGRAM EDUCATIONAL OBJECTIVES (PEOs)**

**PEO<sub>1</sub>: Higher Studies** Graduates with an ability to apply knowledge of Basic Sciences and programming skills in their career and higher education.

**PEO<sub>2</sub>: Lifelong Learning:** Graduates with an ability to adopt new technologies for ever changing IT industry needs through Self-Study, Critical thinking and Problem solving skills.

**PEO<sub>3</sub> : Professional Skills :** Graduates will be ready to work in projects related to complex problems involving multidisciplinary projects with effective analytical skills

**PEO<sub>4</sub>: Engineering citizenship:** Graduates with an ability to communicate well and exhibit social,technical and ethical responsibility in process or product.

### **PROGRAM SPECIFIC OBJECTIVES (PSOs)**

<b>PSO1</b>	<b>Software Development:</b> To apply the knowledge of Software Engineering, Data Communication, Web Technology and Operating Systems for building IOT and Cloud Computing applications.
<b>PSO2</b>	<b>Industrial Skills Ability:</b> Design, develop and test software systems for world-wide network of computers to provide solutions to real world problems.
<b>PSO3</b>	<b>Project Implementation:</b> Analyze and recommend the appropriate IT infrastructure required for the implementation of a project.

### Program Outcomes: (POs)

<b>PO1</b>	<b>Engineering knowledge:</b> Apply the knowledge of mathematics, science, engineering fundamentals, and an engineering specialization to the solution of complex engineering problems.
<b>PO2</b>	<b>Problem analysis:</b> Identify, formulate, review research literature, and analyze complex engineering problems reaching substantiated conclusions using first principles of mathematics, natural sciences, and engineering sciences.
<b>PO3</b>	<b>Design/development of solutions:</b> Design solutions for complex engineering problems and design system components or processes that meet the specified needs with appropriate consideration for the public health and safety, and the cultural, societal, and environmental considerations.
<b>PO4</b>	<b>Conduct investigations of complex problems:</b> Use research-based knowledge and research methods including design of experiments, analysis and interpretation of data, and synthesis of the information to provide valid conclusions.
<b>PO5</b>	<b>Modern tool usage:</b> Create, select, and apply appropriate techniques, resources, and modern engineering and IT tools including prediction and modelling to complex engineering activities with an understanding of the limitations.
<b>PO6</b>	<b>The engineer and society:</b> Apply reasoning informed by the contextual knowledge to assess societal, health, safety, legal and cultural issues and the consequent responsibilities relevant to the professional engineering practice.
<b>PO7</b>	<b>Environment and sustainability:</b> Understand the impact of the professional engineering solutions in societal and environmental contexts, and demonstrate the knowledge of, and need for sustainable development
<b>PO8</b>	<b>Ethics:</b> Apply ethical principles and commit to professional ethics and responsibilities and norms of the engineering practice.
<b>PO9</b>	<b>Individual and team work:</b> Function effectively as an individual, and as a member or leader in diverse teams, and in multidisciplinary settings.
<b>PO10</b>	<b>Communication:</b> Communicate effectively on complex engineering activities with the engineering community and with society at large, such as, being able to comprehend and write effective reports and design documentation, make effective presentations, and give and receive clear instructions.
<b>PO11</b>	<b>Project management and finance:</b> Demonstrate knowledge and understanding of the engineering and management principles and apply these to one's own work, as a member and leader in a team, to manage projects and in multidisciplinary environments.
<b>PO12</b>	<b>Life-long learning:</b> Recognize the need for, and have the preparation and ability to engage in independent and life-long learning in the broadest context of technological change.



## **SRI INDU COLLEGE OF ENGINEERING & TECHNOLOGY** **(An Autonomous Institution under UGC, New Delhi)**

### **ACADEMIC REGULATIONS 2018 (BR-18) FOR CHOICE BASED CREDIT SYSTEM (CBCS) B.TECH. DEGREE COURSES**

**(Applicable for Students admitted from the academic year 2018-2019)**

#### **PRELIMINARY DEFINITIONS AND NOMENCLATURES**

- “Autonomous Institute / College” means an institute / college designated as autonomous institute / college by the UGC, New Delhi and JNTUH Statutes, 2014.
- “Academic Autonomy” means freedom to a College in all aspects of conducting its academic programs granted by the University for promoting excellence.
- “Commission” means University Grants Commission (UGC), New Delhi.
- “AICTE” means All India Council for Technical Education.
- “University” means the Jawaharlal Nehru Technological University, Hyderabad.
- “College” means SRI INDU COLLEGE OF ENGINEERING & TECHNOLOGY , Hyderabad unless indicated otherwise by the context.
- “Program” means: Bachelor of Technology (B.Tech) degree program
- “Branch” means specialization in a program like B.Tech degree program in Information Technology, B.Tech degree program in Computer Science and Engineering etc
- “Course” or “Subject” means a theory or practical subject, identified by its course – number and course-title, which is normally studied in a semester. For example, R18MTH1101: Mathematics - I, R18MED1102 Engg. Graphics etc.
- T – Tutorial, P – Practical, D – Drawing, L - Theory, C – Credits



# **SRI INDU COLLEGE OF ENGINEERING & TECHNOLOGY**

## **(An Autonomous Institution under UGC, New Delhi)**

### **ACADEMIC REGULATIONS 2018 (BR-18) FOR CHOICE BASED CREDIT SYSTEM (CBCS) B.TECH. DEGREE COURSES**

(Applicable for Students admitted from the academic year 2018-2019)

#### **1.0 Under-Graduate Degree Programme in Engineering & Technology**

Sri Indu College of Engineering & Technology (Autonomous) offers a 4-year (8 semesters) Bachelor of Technology (B.Tech.) degree programme, under Choice Based Credit System (CBCS) with effect from the academic year 2018-19.

#### **2.0 Eligibility for admission**

2.1 Admission to the under graduate (UG) programme shall be made either on the basis of the merit rank obtained by the qualified student in entrance test conducted by the Telangana State Government (EAMCET) or the College or on the basis of any other order of merit approved by the College, subject to reservations as prescribed by the government from time to time.

2.2 The medium of instructions for the entire under graduate programme in Engineering & Technology will be English only.

#### **3.0 B.Tech. Programme structure**

3.1 A student after securing admission shall complete the B.Tech. programme in a minimum period of four academic years (8 semesters), and a maximum period of eight academic years (16 semesters) starting from the date of commencement of first year first semester, failing which student shall forfeit seat in B.Tech course. Each student shall secure 160 credits (with CGPA  $\geq 5$ ) required for the completion of the under graduate programme and award of the B.Tech. degree.

3.2 UGC/ AICTE specified definitions/ descriptions are adopted appropriately for various terms and abbreviations used in these academic regulations/ norms, which are listed below.

##### **3.2.1 Semester scheme**

Each under graduate programme is of 4 academic years (8 semesters) with the academic year divided into two semesters of 22 weeks ( $\geq 90$  instructional days) each, each semester having - 'Continuous Internal Evaluation (CIE)' and 'Semester End Examination (SEE)' under Choice Based Credit System (CBCS) and Credit Based Semester System (CBSS) indicated by UGC, and curriculum/course structure as suggested by AICTE are followed.

### 3.2.2 Credit courses

All subjects/ courses are to be registered by the student in a semester to earn credits which shall be assigned to each subject/ course in an L: T: P: C (lecture periods: tutorial periods: practical periods: credits) structure based on the following general pattern.

- One credit for one hour/ week/ semester for theory/ lecture (L) courses or Tutorials.
- One credit for two hours/ week/ semester for laboratory/ practical (P) courses.

Courses like Environmental Science, Constitution of India, Intellectual Property Rights, and Gender Sensitization lab are mandatory courses. These courses will not carry any credits.

### 3.2.3 Subject Course Classification

All subjects/ courses offered for the under graduate programme in E&T (B.Tech. degree programmes) are broadly classified as follows. The College has followed almost all the guidelines issued by AICTE/UGC.

S. No.	Broad Course Classification	Course Group/ Category	Course Description
1	Foundation Courses (FnC)	BS – Basic Sciences	Includes mathematics, physics and chemistry subjects
2		ES - Engineering Sciences	Includes fundamental engineering subjects
3		HS – Humanities and Social sciences	Includes subjects related to humanities, social sciences and management
4	Core Courses (CoC)	PC – Professional Core	Includes core subjects related to the parent discipline/ department/ branch of Engineering.
5	Elective Courses (E/C)	PE – Professional Electives	Includes elective subjects related to the parent discipline/ department/ branch of Engineering.
6		OE – Open Electives	Elective subjects which include inter-disciplinary subjects or subjects in an area outside the parent discipline/ department/ branch of Engineering.
7	Core Courses	Project Work	B.Tech. project or UG project or UG major project or Project Stage I & II
8		Industrial training/ Mini- project	Industrial training/ Summer Internship/ Industrial Oriented Mini-project/ Mini-project
9.		Seminar	Seminar/ Colloquium based on core contents related to parent discipline/ department/ branch of Engineering.
10	Minor courses	-	1 or 2 Credit courses (subset of HS)
11	Mandatory Courses (MC)	-	Mandatory courses (non-credit)



#### 4.0 Course registration

- 4.1 A 'faculty advisor or counselor' shall be assigned to a group of 20 students, who will advise the students about the under graduate programme, its course structure and curriculum, choice/option for subjects/ courses, based on their competence, progress, pre-requisites and interest.
- 4.2 The academic section of the college invites 'registration forms' from students before the beginning of the semester through 'registration', ensuring 'date and time stamping'. The registration requests for any 'current semester' shall be **completed before the commencement of SEEs (Semester End Examinations) of the 'preceding semester'**.
- 4.3 A student can apply for registration, **only after** obtaining the '**written approval**' from faculty advisor/counselor, which should be submitted to the college academic section through the Head of the Department. A copy of it shall be retained with Head of the Department, faculty advisor/ counselor and the student.
- 4.4 A student may be permitted to register for all the subjects/ courses in a semester as specified in the course structure with maximum additional subject(s)/course(s) limited to 4 credits, based on **progress** and SGPA/ CGPA, and completion of the '**pre- requisites**' as indicated for various subjects/ courses, in the department course structure and syllabus contents.
- 4.5 Choice for '**additional subjects/ courses**' must be clearly indicated, which needs the specific approval and signature of the faculty advisor/ counselor.
- 4.6 If the student submits ambiguous choices or multiple options or erroneous entries during registration for the subject(s) / course(s) under a given/ specified course group/ category as listed in the course structure, only the first mentioned subject/ course in that category will be taken into consideration.
- 4.7 Subject/ course options exercised through registration are final and **cannot** be changed or inter-changed; further, alternate choices also will not be considered. However, if the subject/ course that has already been listed for registration by the Head of the Department in a semester could not be offered due to any unforeseen or unexpected reasons, then the student shall be allowed to have alternate choice either for a new subject (subject to offering of such a subject), or for another existing subject (subject to availability of seats). Such alternate arrangements will be made by the head of the department, with due notification and time-framed schedule, within the **first week** after the commencement of class-work for that semester.
- 4.8 Dropping of subjects/ courses may be permitted, only after obtaining prior approval from the faculty advisor/ counselor 'within a period of 15 days' from the beginning of the current semester.
- 4.9 **Open electives:** The students have to choose three open electives (OE-I, II & III) from the list of open electives given. However, the student cannot opt for an open elective subject offered by his own (parent) department, if it is already listed under any category of the subjects offered by parent department in any semester.
- 4.10 **Professional electives:** The students have to choose six professional electives (PE-I to VI) from the list of professional electives given.



## 5.0 Subjects/ courses to be offered

- 5.1 A typical section (or class) strength for each semester shall be 60.
- 5.2 A subject/ course may be offered to the students, **only if** a minimum of 20 students (1/3 of the section strength) opt for it. The maximum strength of a section is limited to 80 (60 + 1/3 of the section strength).
- 5.3 More than **one faculty member** may offer the **same subject** (lab/ practical may be included with the corresponding theory subject in the same semester) in any semester. However, selection of choice for students will be based on - '**first come first serve** basis and CGPA criterion' (i.e. the first focus shall be on early **on-line entry** from the student for registration in that semester, and the second focus, if needed, will be on CGPA of the student).
- 5.4 If more entries for registration of a subject come into picture, then the Head of the Department concerned shall decide, whether or not to offer such a subject/ course for **two (or multiple) sections**.
- 5.5 In case of options coming from students of other departments/ branches/ disciplines (not considering **open electives**), first **priority** shall be given to the student of the '**parent department**'.

## 6.0 Attendance requirements:

- 6.1 A student shall be eligible to appear for the semester end examinations, if the student acquires a minimum of 75% of attendance in aggregate of all the subjects/ courses (excluding attendance in mandatory courses like Environmental Science, Constitution of India, Intellectual Property Rights, and Gender Sensitization lab) for that semester. Two periods of attendance for each theory subject shall be considered, if the student appears for the mid-term examination of that subject. **This attendance should also be included in the fortnightly upload of attendance to the College.** The attendance of Mandatory Non-Credit courses should be uploaded separately to the College.
- 6.2 Shortage of attendance in aggregate up to 10% (65% and above, and below 75%) in each semester may be condoned by the college academic committee on genuine and valid grounds, based on the student's representation with supporting evidence.
- 6.3 A stipulated fee shall be payable for condoning of shortage of attendance.
- 6.4 Shortage of attendance below 65% in aggregate shall in **no** case be condoned.
- 6.5 Students whose shortage of attendance is not condoned in any semester are not eligible to take their end examinations of that semester. They get detained and their registration for that semester shall stand cancelled. They will not be promoted to the next semester. They may seek re-registration for all those subjects registered in that semester in which the student is detained, by seeking re-admission into that semester as and when offered; if there are any professional electives and/ or open electives, the same may also be re-registered if offered. However, if those electives are not offered in later semesters, then alternate electives may be chosen from the **same** set of elective subjects offered under that category.
- 6.6 A student fulfilling the attendance requirement in the present semester shall not be eligible for readmission into the same class.

## 7.0 Academic requirements

The following academic requirements have to be satisfied, in addition to the attendance requirements mentioned in item no.6.

- 7.1 A student shall be deemed to have satisfied the academic requirements and earned the credits allotted to each subject/ course, if student secures not less than 35% (25 marks out of 70 marks) in the semester end examination, and a minimum of 40% (40 marks out of 100 marks) in the sum total of the CIE (Continuous Internal Evaluation) and SEE (Semester End Examination) taken together; in terms of letter grades, this implies securing 'C' grade or above in that subject/ course.
- 7.2 A student shall be deemed to have satisfied the academic requirements and earned the credits allotted to Industrial Oriented Mini Project/Summer Internship and seminar, if the student secures not less than 40% marks (i.e. 40 out of 100 allotted marks) in each of them. The student is deemed to have failed, if he (i) does not submit a report on Industrial Oriented Mini Project/Summer Internship, or does not make a presentation of the same before the evaluation committee as per schedule, or (ii) does not present the seminar as required in the IV year I Semester, or (iii) secures less than 40% marks in Industrial Oriented Mini Project/Summer Internship and seminar evaluations.

A student may reappear once for each of the above evaluations, when they are scheduled again; if the student fails in such 'one reappearance' evaluation also, the student has to reappear for the same in the next subsequent semester, as and when it is scheduled.

## 7.3 Promotion Rules

S. No.	Promotion	Conditions to be fulfilled
1	First year first semester to first year second semester	Regular course of study of first year first semester.
2	First year second semester to second year first semester	i. Regular course of study of first year second semester. ii. Must have secured at least 18 credits out of 37 credits i.e., 50% credits up to first year second semester from all the relevant regular and supplementary examinations, whether the student takes those examinations or not.
3.	Second year first semester to second year second semester	Regular course of study of second year first semester.
4	Second year second semester to third year first semester	i. Regular course of study of second year second semester. ii. Must have secured at least 47 credits out of 79 credits i.e., 60% credits up to second year second semester from all the relevant regular and supplementary examinations, whether the student takes those examinations or not.
5	Third year first semester to third year second semester	Regular course of study of third year first semester.

6	<b>Third year second semester to fourth year first semester</b>	<p>(i) <b>Regular course of study of third year second semester.</b></p> <p>(ii) <b>Must have secured at least 73 credits out of 123 credits i.e., 60% credits up to third year second semester from all the relevant regular and supplementary examinations, whether the student takes those examinations or not.</b></p>
7	<b>Fourth year first semester to fourth year second semester</b>	<b>Regular course of study of fourth year first semester.</b>

- 7.4 A student (i) shall register for all courses/subjects covering 160 credits as specified and listed in the course structure, (ii) fulfills all the attendance and academic requirements for 160 credits, (iii) earn all 160 credits by securing SGPA  $\geq 5.0$  (in each semester), and CGPA (at the end of each successive semester)  $\geq 5.0$ , (iv) **passes all the mandatory courses**, to successfully complete the under graduate programme. The performance of the student in these 160 credits shall be taken into account for the calculation of 'the final CGPA **(at the end of under graduate programme)**, and shall be indicated in the grade card of IV year II semester.
- 7.5 If a student registers for '**extra subjects**' (in the parent department or other departments/branches of Engg.) other than those listed subjects totaling to 160 credits as specified in the course structure of his department, the performances in those '**extra subjects**' (although evaluated and graded using the same procedure as that of the required 160 credits) will not be taken into account while calculating the SGPA and CGPA. For such '**extra subjects**' registered, percentage of marks and letter grade alone will be indicated in the grade card as a performance measure, subject to completion of the attendance and academic requirements as stated in regulations 6 and 7.1 – 7.4 above.
- 7.6 A student eligible to appear in the semester end examination for any subject/ course, but absent from it or failed (thereby failing to secure '**C**' grade or above) may reappear for that subject/ course in the supplementary examination as and when conducted. In such cases, internal marks (CIE) assessed earlier for that subject/ course will be carried over, and added to the marks to be obtained in the SEE supplementary examination for evaluating performance in that subject.
- 7.7 A student **detained in a semester due to shortage of attendance may be re-admitted in the same semester in the next academic year for fulfillment of academic requirements**. The academic regulations under which a student has been readmitted shall be applicable. However, no grade allotments or SGPA/ CGPA calculations will be done for the entire semester in which the student has been detained.
- 7.8 A student detained **due to lack of credits, shall be promoted to the next academic year only after acquiring the required academic credits**. The academic regulations under which the student has been readmitted shall be applicable to him.

## 8.0 Evaluation - Distribution and Weightage of marks

- 8.1 The performance of a student in each semester shall be evaluated subject-wise with a maximum of 100 marks for theory and 75 marks for practical subjects. In addition, an Industry oriented mini- project, Technical Seminar, Comprehensive viva-voce, and Main Project Work shall be evaluated for 50, 50, 100 and 200 marks respectively.
- 8.2 For theory subjects the distribution shall be 30 marks for Internal Evaluation and 70 marks for the End-Examination, Two mid examinations will be conducted in each semester as per the academic calendar. Each mid examination is evaluated for 25 marks. First mid examination should be conducted for 1 – 2 ½ Units of syllabus and the second mid examination shall be conducted for 2 ½ - 5 Units of syllabus. The mid descriptive type exam paper consists of Section-A and Section-B.

**Section-A** [compulsory] consists of 5 short answer questions and each carries one mark.

**Section-B** consists of 6 questions out of which 4 are to be answered and each question carries 5 marks. The time duration of each mid examination is 90 minutes.

Two assignments are to be given to students covering the syllabus of first mid and second Mid examinations and these assignments and Attendance are evaluated for 5 marks each. The first assignment shall be submitted before first mid examinations and second Assignment should be submitted before second mid examination.

At the end of the semester Internal Marks Maximum of 30 for the respective subjects are allotted as follows:

- a) 25 marks for the average of the two mid term examinations
  - b) 5 marks of the average of the two assignment marks & Attendance
- Award of final sessional marks : Subject-wise attendance, average marks of two assignments and mid-examination marks will be added and rounded off to the next Integer.

- 8.2.1 For practical subjects there shall be a continuous evaluation during the semester for 25 sectional marks and 50 marks for end examination. Out of the 25 marks for internal, day-to-day work in the laboratory shall be evaluated for 10 marks, and 10 marks for internal examination (two internal practical examinations will be conducted and the average of the two examinations will be taken into account) and 5 marks for laboratory record.

***NOTE: A student who is absent for any assignment/Mid term examination for any reason what so ever shall be deemed to have secured 'zero' marks in the test/examination and no makeup test/examination shall be conducted.***

- 8.2.2 For the subjects having design and / or drawing, (such as Engineering Graphics, Engineering Drawing, Machine Drawing, Production Drawing Practice, and Estimation etc., the distribution shall be 30 marks for internal evaluation (15 marks for

day-to-day work and 15 marks for internal tests (the average of the two examinations will be taken into account) and 70 marks for end examination. There shall be two internal tests in a semester. The Internal and End Examination pattern for the above subjects may be different from the other theory subjects.

- 8.2.3 There shall be an industry-oriented mini-Project, in collaboration with an industry of their specialization, to be taken up during the vacation after III year II Semester examination. The mini project shall be evaluated during the IV year II Semester. The industry oriented mini project shall be submitted in report form and should be presented before a committee, which shall be evaluated for 50 marks. The committee consists of Head of the Department, the supervisor of mini project and a senior faculty member of the department and External Examiner.
- 8.2.4 There shall be a seminar presentation in IV year II Semester. For the seminar, the student shall collect the information on a specialized topic other than the project topic and prepare a technical report, showing his understanding of the topic, and submit to the department, which shall be evaluated by a Departmental committee consists of the Head of the department, seminar supervisor and a senior faculty member. The seminar report shall be evaluated for 50 marks. There shall be no external examination for seminar.
- 8.2.5 There shall be a Comprehensive Viva-Voce in IV year I semester. The Comprehensive Viva-Voce will be conducted by a Committee consisting of the Head of the Department and three Senior Faculty members of the Department. The Comprehensive Viva-Voce is aimed to assess the student's understanding in various subjects studied during the B.Tech. course of study. The Comprehensive Viva-Voce is evaluated for 100 marks by the Committee. There will be no internal assessment for the Comprehensive viva-voce.
- 8.3 The Project work shall be started by the student in the beginning of the IV year II Semester. Out of a total of 200 marks for the project work, 50 marks shall be for Internal Evaluation and 150 marks for the Semester end Examination. The Semester end Examination (viva-voce) shall be conducted by a committee comprising of an external examiner, Head of the Department and the project supervisor. The evaluation of project work shall be conducted at the end of the IV year II Semester. The Internal Evaluation shall be on the basis of three seminars conducted during the IV year II semester for 20 marks by the committee consisting of Head of the Department, project supervisor and senior faculty member of the Department and for 30 marks by the supervisor of the project.

8.4 **Semester End Examination**

(a) **Theory Courses**

Each course is evaluated for 70 marks. Examination is of 3 hours duration.

Question paper contains two sections [Section-A and Section-B]

**Section-A** : This Section Carries 20 marks [Five short answer questions of four marks each and only one question to be set from any five units] which is compulsory.

**Section-B:** This Section carries 50 marks with 5 questions consisting of two parts each (a) and (b), out of which the student has to answer either (a) or (b), not both. Each question in Part B carries 10 marks.

**(b) Practical Courses**

Each lab course is evaluated for 50 marks. The examination shall be conducted by the laboratory teacher and another senior teacher concerned with the subject of the same/other department/Industry. The external examiner may be appointed by the Chief Superintendent in consultation with HOD as and when required.

**(c) Supplementary Examinations**

Supplementary examinations will be conducted along with regular semester end examinations. (during even semester regular examinations, supplementary examinations of odd semester and during odd semester regular examinations, supplementary examinations of even semester will be conducted).

- 8.5 The laboratory marks and the internal marks awarded by the college are subject to scrutiny and scaling by the College wherever necessary. In such cases, the internal and laboratory marks awarded by the college will be referred to a committee. The committee will arrive at a scaling factor and the marks will be scaled accordingly. The recommendations of the committee are final and binding. The laboratory records and internal test papers shall be preserved in the College as per the College rules and produced before the committees of the College as and when asked for.
- 8.6 For mandatory courses of Environmental Science, Constitution of India, Intellectual Property Rights, and Gender Sensitization lab, a student has to secure 40 marks out of 100 marks (i.e. 40% of the marks allotted) in the continuous internal evaluation for passing the subject/course. These marks should also be uploaded along with the internal marks of other subjects.
- 8.7 No marks or letter grades shall be allotted for mandatory/non-credit courses. Only Pass/Fail shall be indicated in Grade Card.
- 9.0 Grading procedure**
- 9.1 Grades will be awarded to indicate the performance of students in each theory subject, laboratory / practicals, seminar, Industry Oriented Mini Project, and project Stage - I & II. Based on the percentage of marks obtained (Continuous Internal Evaluation plus Semester End Examination, both taken together) as specified in item 8 above, a corresponding letter grade shall be given.
- 9.2 As a measure of the performance of a student, a 10-point absolute grading system using the following letter grades (as per UGC/AICTE guidelines) and corresponding percentage of marks shall be followed:



% of Marks Secured in a Subject/Course (Class Intervals)	Letter Grade (UGC Guidelines)	Grade Points
Greater than or equal to 90%	O (Outstanding)	10
80 and less than 90%	A <sup>+</sup> (Excellent)	9
70 and less than 80%	A (Very Good)	8
60 and less than 70%	B <sup>+</sup> (Good)	7
50 and less than 60%	B (Average)	6
40 and less than 50%	C (Pass)	5
Below 40%	F (FAIL)	0
Absent	Ab	0

- 9.3 A student who has obtained an 'F' grade in any subject shall be deemed to have 'failed' and is required to reappear as a 'supplementary student' in the semester end examination, as and when offered. In such cases, internal marks in those subjects will remain the same as those obtained earlier.
- 9.4 To a student who has not appeared for an examination in any subject, 'Ab' grade will be allocated in that subject, and he is deemed to have 'failed'. A student will be required to reappear as a 'supplementary student' in the semester end examination, as and when offered next. In this case also, the internal marks in those subjects will remain the same as those obtained earlier.
- 9.5 A letter grade does not indicate any specific percentage of marks secured by the student, but it indicates only the range of percentage of marks.
- 9.6 A student earns grade point (GP) in each subject/ course, on the basis of the letter grade secured in that subject/ course. The corresponding 'credit points' (CP) are computed by multiplying the grade point with credits for that particular subject/ course.

**Credit points (CP) = grade point (GP) x credits .... For a course**

- 9.7 A student passes the subject/ course only when **GP ≥ 5 ('C' grade or above)**
- 9.8 The Semester Grade Point Average (SGPA) is calculated by dividing the sum of credit points ( $\sum CP$ ) secured from all subjects/ courses registered in a semester, by the total number of credits registered during that semester. SGPA is rounded off to **two** decimal places. SGPA is thus computed as

$$SGPA = \{ \sum_{i=1}^N C_i G_i \} / \{ \sum_{i=1}^N C_i \} \dots \text{For each semester,}$$

where 'i' is the subject indicator index (takes into account all subjects in a semester), 'N' is the no. of subjects 'registered' for the semester (as specifically required and listed under the course structure of the parent department),  $C_i$  is the no. of credits allotted to the  $i^{th}$  subject, and  $G_i$  represents the grade points (GP) corresponding to the letter grade awarded for that  $i^{th}$  subject.

- 9.9 The Cumulative Grade Point Average (CGPA) is a measure of the overall cumulative performance of a student in all semesters considered for registration. The CGPA is the ratio of the total credit points secured by a student in **all** registered courses in **all** semesters, and the total number of credits registered in **all** the semesters. CGPA is



rounded off to **two** decimal places. CGPA is thus computed from the I year II semester onwards at the end of each semester as per the formula

$$CGPA = \{ \sum_{j=1}^M C_j G_j \} / \{ \sum_{j=1}^M C_j \} \dots \text{for all semesters registered}$$

(i.e., up to and inclusive of semesters,  $S \geq 2$ ).

where 'M' is the total no. of subjects (as specifically required and listed under the course structure of the parent department) the student has 'registered' i.e., from the 1<sup>st</sup> semester onwards up to and inclusive of the 8<sup>th</sup> semester, 'j' is the subject indicator index (takes into account all subjects from 1 to 8 semesters),  $C_j$  is the no. of credits allotted to the j<sup>th</sup> subject, and  $G_j$  represents the grade points (GP) corresponding to the letter grade awarded for that j<sup>th</sup> subject. After registration and completion of I year I semester, the SGPA of that semester itself may be taken as the CGPA, as there are no cumulative effects.

**Illustration of calculation of SGPA:**

Course/Subject	Credits	Letter Grade	Grade Points	Credit Points
Course 1	4	A	8	4 x 8 = 32
Course 2	4	O	10	4 x 10 = 40
Course 3	4	C	5	4 x 5 = 20
Course 4	3	B	6	3 x 6 = 18
Course 5	3	A+	9	3 x 9 = 27
Course 6	3	C	5	3 x 5 = 15
	21			152

$$SGPA = 152/21 = 7.24$$

Illustration of calculation of CGPA up to 3<sup>rd</sup> semester:

Semester	Course/Subject Title	Credits Allotted	Letter Grade Secured	Corresponding Grade Point (GP)	Credit Point (CP)
I	Course 1	3	A	8	24
I	Course 2	3	O	10	30
I	Course 3	3	B	6	18
I	Course 4	4	A	8	32
I	Course 5	3	A+	9	27
I	Course 6	4	C	5	20
II	Course 7	4	B	6	24
II	Course 8	4	A	8	32
II	Course 9	3	C	5	15
II	Course 10	3	O	10	30
II	Course 11	3	B+	7	21
II	Course 12	4	B	6	24
II	Course 13	4	A	8	32
II	Course 14	3	O	10	30

III	Course 15	2	A	8	16
III	Course 16	1	C	5	5
III	Course 17	4	O	10	40
III	Course 18	3	B+	7	21
III	Course 19	4	B	6	24
III	Course 20	4	A	8	32
III	Course 21	3	B+	7	21
	<b>Total Credits</b>	<b>69</b>		<b>Total Credit Points</b>	<b>518</b>

$$\text{CGPA} = 518/69 = 7.51$$

The above illustrated calculation process of CGPA will be followed for each subsequent semester until 8<sup>th</sup> semester. The CGPA obtained at the end of 8th semester will become the final CGPA secured for entire B.Tech. Programme.

9.10 For merit ranking or comparison purposes or any other listing, **only the 'rounded off' values of the CGPAs will be used.**

9.11 SGPA and CGPA of a semester will be mentioned in the semester Memorandum of Grades if all subjects of that semester are passed in first attempt. Otherwise the SGPA and CGPA shall be mentioned only on the Memorandum of Grades in which sitting he passed his last exam in that semester. However, mandatory courses will not be taken into consideration.

#### 10.0 Issue of Grade Card:

After the completion of each semester, a grade card or grade sheet shall be issued to all the registered students of that semester, indicating the letter grades and credits earned. It will show the details of the courses registered (course code, title, no. of credits, grade earned, etc.), credits earned.

#### 11.0 Declaration of results

11.1 Computation of SGPA and CGPA are done using the procedure listed in 9.6 to 9.9.

11.2 For final percentage of marks equivalent to the computed final CGPA, the following formula may be used.

$$\% \text{ of Marks} = (\text{final CGPA} - 0.5) \times 10$$

#### 12.0 Award of degree

12.1 A student who registers for all the specified subjects/ courses as listed in the course structure and secures the required number of 160 credits (with CGPA  $\geq$  5.0), within 8 academic years from the date of commencement of the first academic year, shall be declared to have '**qualified**' for the award of B.Tech. degree in the chosen branch of Engineering selected at the time of admission.

12.2 A student who qualifies for the award of the degree as listed in item 12.1 shall be placed in the following classes.

12.3 A student with final CGPA (at the end of the under graduate programme)  $\geq 8.00$ , and fulfilling the following conditions - shall be placed in '**first class with distinction**'.

However, he

- (i) Should have passed all the subjects/courses in '**first appearance**' within the first 4 academic years (or 8 sequential semesters) from the date of commencement of first year first semester.
- (ii) Should have secured a CGPA  $\geq 8.00$ , at the end of each of the 8 sequential semesters, starting from I year I semester onwards.
- (iii) Should not have been detained or prevented from writing the semester end examinations in any semester due to shortage of attendance or any other reason.

A student not fulfilling any of the above conditions with final CGPA  $\geq 8$  shall be placed in '**first class**'.

12.4 Students with final CGPA (at the end of the under graduate programme)  $\geq 6.50$  but  $< 8.00$  shall be placed in '**first class**'.

12.5 Students with final CGPA (at the end of the under graduate programme)  $\geq 5.50$  but  $< 6.50$ , shall be placed in '**second class**'.

12.6 All other students who qualify for the award of the degree (as per item 12.1), with final CGPA (at the end of the under graduate programme)  $\geq 5.00$  but  $< 5.50$ , shall be placed in '**pass class**'.

12.7 A student with final CGPA (at the end of the under graduate programme)  $< 5.00$  will not be eligible for the award of the degree.

12.8 Students fulfilling the conditions listed under item 12.3 alone will be eligible for award of '**Gold Medal**' / **College Toppers**.

### **13.0 Withholding of results**

13.1 If the student has not paid the fees to the College at any stage, or has dues pending due to any reason whatsoever, or if any case of indiscipline is pending, the result of the student may be withheld, and the student will not be allowed to go into the next higher semester. The award or issue of the degree may also be withheld in such cases.

### **14.0 Student transfers**

14.1 There shall be no branch transfers after the completion of admission process.

14.2 There shall be no transfers from one college/stream to another within the constituent colleges and units of Sri Indu College of Engineering & Technology.

14.3 The students seeking transfer to colleges affiliated to JNTUH with special directions of GAD / JNTUH from various other Universities/institutions have to pass the failed subjects which are equivalent to the subjects of JNTUH, and also pass the subjects of JNTUH which the students have not studied at the earlier institution. Further, though the students have passed some of the subjects at the earlier institutions, if the

same subjects are prescribed in different semesters of JNTUH, the students have to study those subjects in JNTUH in spite of the fact that those subjects are repeated.

- 14.4 The transferred students from other Universities/institutions to Sri Indu college who are on rolls are to be provided one chance to write the CBT (internal marks) in the **equivalent subject(s)** as per the clearance letter issued by the University.
- 14.5 The Sri Indu College of Engineering & Technology (Autonomous) will provide one chance to write the internal examinations in the **equivalent subject(s)** to the students transferred from other universities/institutions who are on rolls, as per the clearance (equivalence) letter issued by the University.

### 15.0 Scope

- 15.1 The academic regulations should be read as a whole, for the purpose of any interpretation.
- 15.2 In case of any doubt or ambiguity in the interpretation of the above rules, the decision of the College Academic Council is final.
- 15.3 The College may change or amend the academic regulations, course structure or syllabi at any time, and the changes or amendments made shall be applicable to all students with effect from the dates notified by the College authorities.
- 15.4 Where the words “he”, “him”, “his”, occur in the regulations, they include “she”, “her”, “hers”.

\*\*\*\*\*

**ACADEMIC REGULATIONS FOR B.TECH. (LATERAL ENTRY SCHEME)**  
**FROM THE AY 2019-20**

**1. Eligibility for award of B. Tech. Degree (LES)**

The LES students after securing admission shall pursue a course of study for not less than three academic years and not more than six academic years.

2. The student shall register for 123 credits and secure 123 credits with CGPA  $\geq$  5 from II year to IV year B.Tech. programme (LES) for the award of B.Tech. degree.
3. The students, who fail to fulfill the requirement for the award of the degree in six academic years from the year of admission, shall forfeit their seat in B.Tech.
4. The attendance requirements of B. Tech. (Regular) shall be applicable to B.Tech. (LES).

**5. Promotion rule**

S. No	Promotion	Conditions to be fulfilled
1	Second year first semester to second year second semester	Regular course of study of second year first semester.
2	Second year second semester to third year first semester	(i) Regular course of study of second year second semester. (ii) Must have secured at least 25 credits out of 42 credits i.e., 60% credits up to second year second semester from all the relevant regular and supplementary examinations, whether the student takes those examinations or not.
3	Third year first semester to third year second semester	Regular course of study of third year first semester.
4	Third year second semester to fourth year first semester	(i) Regular course of study of third year second semester. (ii) Must have secured at least 51 credits out of 86 credits i.e., 60% credits up to third year second semester from all the relevant regular and supplementary examinations, whether the student takes those examinations or not.
5	Fourth year first semester to fourth year second semester	Regular course of study of fourth year first semester.

6. All the other regulations as applicable to B. Tech. 4-year degree course

(Regular) will hold good for B. Tech. (Lateral Entry Scheme).

**MALPRACTICES RULES**

**DISCIPLINARY ACTION FOR / IMPROPER CONDUCT IN EXAMINATIONS**

	Nature of Malpractices/Improper conduct	Punishment
	If the student:	
1. (a)	Possesses or keeps accessible in examination hall, any paper, note book, programmable calculators, cell phones, pager, palm computers or any other form of material concerned with or related to the subject of the examination (theory or practical) in which student is appearing but has not made use of (material shall include any marks on the body of the student which can be used as an aid in the subject of the examination)	Expulsion from the examination hall and cancellation of the performance in that subject only.
(b)	Gives assistance or guidance or receives it from any other student orally or by any other body language methods or communicates through cell phones with any student or persons in or outside the exam hall in respect of any matter.	Expulsion from the examination hall and cancellation of the performance in that subject only of all the students involved. In case of an outsider, he will be handed over to the police and a case is registered against him.
2.	Has copied in the examination hall from any paper, book, programmable calculators, palm computers or any other form of material relevant to the subject of the examination (theory or practical) in which the student is appearing.	Expulsion from the examination hall and cancellation of the performance in that subject and all other subjects the student has already appeared including practical examinations and project work and shall not be permitted to appear for the remaining examinations of the subjects of that semester/year. The hall ticket of the student is to be cancelled and sent to the College.
3.	Impersonates any other student in connection with the examination.	The student who has impersonated shall be expelled from examination hall. The student is also debarred and forfeits the seat. The performance of the original student who has been impersonated, shall be cancelled in all the subjects of the examination (including practicals and project work) already appeared and shall not be allowed to appear for examinations of the remaining subjects of that semester/year. The student is also debarred for two consecutive semesters from class work and all End Examinations. The continuation of the course by the student is subject to the academic regulations in connection with forfeiture of seat. If the imposter is an outsider, he will be handed over to the police and a case is registered against him.

## INFORMATION TECHNOLOGY

4.	Smuggles in the answer book or additional sheet or takes out or arranges to send out the question paper during the examination or answer book or additional sheet, during or after the examination.	Expulsion from the examination hall and cancellation of performance in that subject and all the other subjects the student has already appeared including practical examinations and project work and shall not be permitted for the remaining examinations of the subjects of that semester/year. The student is also debarred for two consecutive semesters from class work and all End Examinations. The continuation of the course by the student is subject to the academic regulations in connection with forfeiture of seat.
5.	Uses objectionable, abusive or offensive language in the answer paper or in letters to the examiners or writes to the examiner requesting him to award pass marks.	Cancellation of the performance in that subject.
6.	Refuses to obey the orders of the chief superintendent / assistant – superintendent / any officer on duty or misbehaves or creates disturbance of any kind in and around the examination hall or organizes a walk out or instigates others to walk out, or threatens the officer-in charge or any person on duty in or outside the examination hall of any injury to his person or to any of his relations whether by words, either spoken or written or by signs or by visible representation, assaults the officer-in-charge, or any person on duty in or outside the examination hall or any of his relations, or indulges in any other act of misconduct or mischief which result in damage to or destruction of property in the examination hall or any part of the college campus or engages in any other act which in the opinion of the officer on duty amounts to use of unfair means or misconduct or has the tendency to disrupt the orderly conduct of the examination.	In case of students of the college, they shall be expelled from examination halls and cancellation of their performance in subject and all other subjects the student(s) has (have) already appeared and shall not be permitted to appear for the remaining examinations of the subjects of that semester/year. The students also are debarred and forfeit their seats. In case of outsiders, they will be handed over to the police and a police case is registered against them.
7.	Leaves the exam hall taking away answer script or intentionally tears off the script or any part thereof inside or outside the examination hall.	Expulsion from the examination hall and cancellation of performance in that subject and all the other subjects the student has already appeared including practical examinations and project work and shall not be permitted for the remaining examinations of the subjects of that semester/year. The student is also debarred for two consecutive semesters from class work and all End Examinations. The continuation of the course by the student is subject to the academic regulations in connection with forfeiture of seat.



## INFORMATION TECHNOLOGY

8.	Possesses any lethal weapon or firearm in the examination hall.	Expulsion from the examination hall and cancellation of the performance in that subject and all other subjects the student has already appeared including practical examinations and project work and shall not be permitted for the remaining examinations of the subjects of that semester/year. The student is also debarred and forfeits the seat.
9.	If student of the college, who is not a student for the particular examination or any person not connected with the college indulges in any malpractice or improper conduct mentioned in clause 6 to 8.	Expulsion from the examination hall and cancellation of the performance in that subject and all other subjects the student has already appeared including practical examinations and project work and shall not be permitted for the remaining examinations of the subjects of that semester/year. The student is also debarred and forfeits the seat.  Person(s) who do not belong to the college will be handed over to the police and, a police case will be registered against them.
10.	Comes in a drunken condition to the examination hall.	Expulsion from the examination hall and cancellation of the performance in that subject and all other subjects the student has already appeared for including practical examinations and project work and shall not be permitted for the remaining examinations of the subjects of that semester/year.
11.	Copying detected on the basis of internal evidence, such as, during valuation or during special scrutiny.	Cancellation of the performance in that subject and all other subjects the student has appeared for including practical examinations and project work of that semester/year examinations.
12.	If any malpractice is detected which is not covered in the above clauses 1 to 11 shall be reported to the College for further action to award a suitable punishment.	

### **Frequently asked Questions and Answers about autonomy**

**1. Who grants Autonomy? UGC, Govt., AICTE or University**

In case of Colleges affiliated to a university and where statutes for grant of autonomy are ready, it is the respective University that finally grants autonomy.

**2. Shall SICET award its own Degrees?**

No. Degree will be awarded by Jawaharlal Nehru Technological University, Hyderabad with a mention of the name SRI INDU COLLEGE OF ENGINEERING & TECHNOLOGY on the Degree Certificate.

**3. What is the difference between a Deemed University and an Autonomy College?**

A Deemed University is fully autonomous to the extent of awarding its own Degree. A Deemed University is usually a Non-Affiliating version of a University and has similar responsibilities like any University. An Autonomous College enjoys Academic Autonomy alone. The University to which an autonomous college is affiliated will have checks on the performance of the autonomous college.

**4. How will the Foreign Universities or other stake – holders know that we are an Autonomous College?**

Autonomous status, once declared, shall be accepted by all the stake holders. Foreign Universities and Indian Industries will know our status through our college website.

**5. What is the change of Status for Students and Teachers if we become Autonomous?**

An autonomous college carries a prestigious image. Autonomy is actually earned out of continued past efforts on academic performances, capability of self-governance and the kind of quality education we offer.

**6. Who will check whether the academic standard is maintained / improved after Autonomy? How will it be checked?**

There is a built in mechanism in the autonomous working for this purpose. An Internal Committee called Academic Programme Evaluation Committee is a Non – Statutory body, which will keep a watch on the academics and keep its reports and recommendations every year. In addition to Academic Council, the highest academic body also supervises the academic matters. At the end of three years, there is an external inspection by the University for this purpose. The standards of our question papers, the regularity of academic calendar, attendance of students, speed and transparency of result declaration and such other parameters are involved in this process.

**7. Will the students of SICET as an Autonomous College qualify for University Medals and Prizes for academic excellence?**

No, SICET has instituted its own awards, medals, etc. for the academic performance of the students. However for all other events like sports, cultural and co-curricular organized by the University the students shall qualify.

**8. Can SICET have its own Convocation?**

No, since the University awards the Degree the Convocation will be that of the University.

**9. Can SICET give a provisional degree certificate?**

Since the examinations are conducted by SICET and the results are also declared by SICET, the college sends a list of successful candidates with their final percentage of marks to the University. Therefore with the prior permission of the University the college will be entitled to give the provisional certificate.

**10. Will Academic Autonomy make a positive impact on the Placements or Employability?**

Certainly. The number of students qualifying for placement interviews is expected to improve, due to rigorous and repetitive classroom teaching and continuous assessment, besides the autonomous status is more responsive to the needs of the industry. As a result, there will be a lot of scope for industry oriented skill development built-in into the system. The graduates from an autonomous college will therefore represent better employability.

**11. What is the proportion of Internal and External Assessment as an Autonomous College?**

Presently, it is 30% for internal assessment and 70% for external assessment. As the autonomy matures the internal assessment component shall be increased at the cost of external assessment.

**12. Will there be any Revaluation or Re-Examination System?**

No. There will not be any Revaluation system or Re-examination. But, there is a personal verification of the answer scripts.

**13. How fast Syllabi can be and should be changed?**

Autonomy allows us the freedom to change the syllabi as often as we need.

**14. Will the Degree be awarded on the basis of only final year performance?**

No. The percentage of marks will reflect the average performance of all the semesters put together.

**15. Who takes Decisions on Academic matters?**

The Academic Council of College is the top academic body and is responsible for all the academic decisions. Many decisions are also taken at the lower level like the BOS which are like Boards of Studies of the University.

**16. What is the role of Examination committee?**

The Exam Committee is responsible for the smooth conduct of inter and external examinations. All matters involving the conduct of examinations, spot valuations, tabulations, preparation of Memorandum of Marks etc fall within the duties of the Examination Committee.

**17. Is there any mechanism for Grievance Redressal?**

Yes, the college has grievance redressal committee, headed by a senior faculty member of the college.

**18. How many attempts are permitted for obtaining a Degree?**

All such matters are defined in Rules & Regulations.

**19. Who declares the result?**

The result declaration process is also defined. After tabulation work the entire result is reviewed by the Moderation Committee. Any unusual deviations or gross level discrepancies are deliberated and removed. The entire result is discussed in the College Academic Council for its approval. The result is then declared on the college notice boards as well put on the web site of the college. It is eventually sent to the University.

**20. What is our relationship with the Jawaharlal Nehru Technological University, Hyderabad?**

We remain an affiliated college of the Jawaharlal Nehru Technological University, Hyderabad. The University has the right to nominate its members on the academic bodies of the college.

**21. Shall we require University approval if we want to start any New Courses?**

Yes, It is expected that approvals or such other matters from an autonomous college will receive priority.

**22. Shall we get autonomy for PG and Doctoral Programmes also?**

Yes, presently our PG programmes are also enjoying autonomous status.

**23. How many exams will be there as an autonomous college?**

This is defined in the Rules & Regulations.

**24. Is the College adapting Choice Based Credit System (CBCS) or Not ?**

Yes, this College has adapted CBCS system with effect from the Academic Year 2016-17.

**25. What is Choice Based Credit System (CBCS)?**

Choice Based Credit System (CBCS): The CBCS provides choice for students to select from the prescribed courses (core, elective or minor or soft skill courses).

\*\*\*\*\*

## SRI INDU COLLEGE OF ENGINEERING & TECHNOLOGY

(An Autonomous Institution under UGC, New Delhi)

### Choice Based Credit System (CBCS)

REGULATIONS – R18

#### B. Tech. INFORMATION TECHNOLOGY

Common to EEE, CSE & IT

#### I YEAR I SEMESTER

#### COURSE STRUCTURE

S. No.	Course Code	Course Title	L	T	P	Credits
1	R18MTH1101	Mathematics – I (Linear Algebra and Calculus)	3	1	0	4
2	R18ECH1101	Chemistry	3	1	0	4
3	R18EEE1130	Basic Electrical Engineering	3	0	0	3
4	R18MED1101	Engineering Workshop	1	0	3	2.5
5	R18HAS1101	English	2	0	0	2
6	R18ECH1201	Engineering Chemistry Lab	0	0	3	1.5
7	R18HAS1201	English Language and Communication Skills lab	0	0	2	1
8	R18EEE1212	Basic Electrical Engineering Lab	0	0	2	1
9	R18HAS1102	Environmental Science	3	0	0	0
10	R18IPG1101	Induction Programme for Three Weeks	0	0	0	0
<b>Total Credits</b>			<b>15</b>	<b>2</b>	<b>10</b>	<b>19</b>

#### I YEAR II SEMESTER

#### COURSE STRUCTURE

S. No.	Course Code	Course Title	L	T	P	Credits
1	R18MTH1102	Mathematics – II (Advanced Calculus)	3	1	0	4
2	R18EAP1101	Applied Physics	3	1	0	4
3	R18CSE1101	Programming for Problem Solving	3	1	0	4
4	R18MED1102	Engineering Graphics	1	0	4	3
5	R18EAP1201	Applied Physics Lab	0	0	3	1.5
6	R18CSE1201	Programming for Problem Solving Lab	0	0	3	1.5
7	R18COI1101	Constitution of India	3	0	0	0
8	R18ITK1101	Essence of Indian Traditional Knowledge	3	0	0	0
<b>Total Credits</b>			<b>16</b>	<b>3</b>	<b>10</b>	<b>18</b>

## SRI INDU COLLEGE OF ENGINEERING & TECHNOLOGY

(An Autonomous Institution under UGC, New Delhi)

### Choice Based Credit System (CBCS)

<b>REGULATIONS – R18</b>
--------------------------

#### B.Tech. - Information Technology

#### II YEAR I SEMESTER

#### COURSE STRUCTURE

S. No.	Course Code	Course Title	L	T	P	Credits
1	R18ECE2105	Analog Electronics	3	0	0	3
2	R18CSE2101	Data Structures	3	1	0	4
3	R18MTH2102	Computer Oriented Statistical Methods	4	0	0	4
4	R18CSE2102	Computer Organization & Architecture	3	0	0	3
5	R18CSE2103	Object Oriented Programming using C++	2	0	0	2
6	R18ECE21L4	Analog Electronics Lab	0	0	2	1
7	R18CSE21L1	Data Structures Lab	0	0	3	1.5
8	R18CSE21L2	IT Workshop Lab	0	0	3	1.5
9	R18CSE21L3	C++ Programming Lab	0	0	2	1
10	R18MAC2100	Gender Sensitization Lab	0	0	2	0
		<b>Total Credits</b>	<b>15</b>	<b>1</b>	<b>12</b>	<b>21</b>

#### II YEAR II SEMESTER

#### COURSE STRUCTURE

S. No.	Course Code	Course Title	L	T	P	Credits
1	R18CSE2201	Discrete Mathematics	3	0	0	3
2	R18ECE2102	Digital Logic Design	3	0	0	3
3	R18CSE2202	Operating Systems	3	0	0	3
4	R18CSE2203	Database Management Systems	3	1	0	4
5	R18CSE2204	Java Programming	3	1	0	4
6	R18CSE22L1	Operating Systems Lab	0	0	3	1.5
7	R18CSE22L2	Database Management Systems Lab	0	0	3	1.5
8	R18CSE22L3	Java Programming Lab	0	0	2	1
9	R18MAC2200	Intellectual Property Rights	3	0	0	0
		<b>Total Credits</b>	<b>18</b>	<b>2</b>	<b>8</b>	<b>21</b>

## SRI INDU COLLEGE OF ENGINEERING & TECHNOLOGY

(An Autonomous Institution under UGC, New Delhi)

### Choice Based Credit System (CBCS)

<b>REGULATIONS – R18</b>
--------------------------

#### B.Tech. - Information Technology

#### III YEAR I SEMESTER

#### COURSE STRUCTURE

S. No.	Course Code	Course Title	L	T	P	Credits
1	R18MBA2201	Business Economics & Financial Analysis	3	0	0	3
2	R18CSE3102	Software Engineering	3	0	0	3
3	R18INF3101	Data Communication & Computer Networks	3	1	0	3
4	R18INF3102	Web Programming	3	0	0	3
5	<b>Professional Elective-I</b>		3	0	0	3
	R18CSE3111	Advanced Computer Architecture				
	R18CSE3101	Formal Languages & Automata Theory				
	R18CSE3113	Principles of Programming Languages				
6	<b>Professional Elective –II</b>		3	0	0	3
	R18CSE3121	Advanced Operating Systems				
	R18CSE3122	Artificial Intelligence				
	R18INF3122	Computer Graphics				
7	R18CSE31L1	Software Engineering Lab	0	0	3	1.5
8	R18INF31L1	Computer Networks & Web Programming Lab	0	0	3	1.5
9	R18HAS31L1	Advanced Communication Skills Lab	0	0	2	1
10	R18MAC3100	MOOCs-I	0	0	2	0
		<b>Total Credits</b>	<b>17</b>	<b>1</b>	<b>10</b>	<b>22</b>

#### III YEAR II SEMESTER

#### COURSE STRUCTURE

S. No.	Course Code	Course Title	L	T	P	Credits
1	R18CSE3201	Machine Learning	3	1	0	4
2	R18INF3201	Principles of Compiler Construction	3	1	0	4
3	R18INF3202	Algorithm Design and Analysis	3	1	0	4
5	<b>Professional Elective –III</b>		3	0	0	3
	R18CSE3231	Software Testing Methodologies				
	R18CSE3232	Scripting Languages				
	R18CSE3233	Mobile Application Development				
6		Open Elective-I	3	0	0	3
7	R18CSE32L1	Machine Learning Lab	0	0	3	1.5
8	R18INF32L1	Compiler Construction Lab	0	0	3	1.5
9	R18CSE32L3	Professional Elective-III Lab	0	0	2	1
10	R18MAC3200	MOOCs-II	0	0	2	0
		<b>Total Credits</b>	<b>17</b>	<b>1</b>	<b>10</b>	<b>22</b>

\*MC - Environmental Science – Should be Registered by Lateral Entry Students Only.



## SRI INDU COLLEGE OF ENGINEERING & TECHNOLOGY

(An Autonomous Institution under UGC, New Delhi)

### Choice Based Credit System (CBCS)

**REGULATIONS – R18**

#### B.Tech. - Information Technology

#### IV YEAR I SEMESTER

#### COURSE STRUCTURE

S. No.	Course Code	Course Title	L	T	P	Credits
1	R18INF4101	Information Security	3	0	0	3
2	R18CSE4102	Data Mining	2	0	0	2
3	<b>Professional Elective –IV</b>		3	0	0	3
	R18INF4142	Pattern Recognition				
	R18CSE4143	Cloud Computing				
	R18INF4141	Ad hoc Sensor Networks				
4	<b>Professional Elective –V</b>		3	0	0	3
	R18CSE4152	Internet of Things				
	R18CSE3123	Distributed Databases				
	R18CSE4153	Software Process & Project Management				
5		Open Elective-II	3	0	0	3
6	R18INF41L1	Information Security Lab	0	0	2	1
7	R18INF41L2	Technical Seminar	0	0	2	1
8	R18INF41P1	Industrial Oriented Mini Project/ Summer Internship	0	0	0	2*
9	R18INF41P2	Comprehensive Viva-voce	0	0	6	3
		<b>Total Credits</b>	<b>14</b>	<b>0</b>	<b>10</b>	<b>21</b>

\* To be carried out during the summer vacation between 6<sup>th</sup> and 7<sup>th</sup> semesters

Note: Students should submit report of Industrial Oriented Mini Project/ Summer Internship for evaluation.

#### IV YEAR II SEMESTER

#### COURSE STRUCTURE

S. No.	Course Code	Course Title	L	T	P	Credits
1	R18HAS4201	Organizational Behaviour	3	0	0	3
2	<b>Professional Elective –VI</b>		3	0	0	3
	R18CSE4261	Distributed Systems				
	R18CSE4262	Cyber Forensics				
	R18CSE4263	Human Computer Interaction				
3		Open Elective-III	3	0	0	3
4	R18INF42P1	Project Work	0	0	14	7
		<b>Total Credits</b>	<b>9</b>	<b>0</b>	<b>14</b>	<b>16</b>

\*MC – Satisfied/Unsatisfied

## LIST OF OPEN ELECTIVES

### Open Elective – I

S. No.	Course Code	Course Title	L	T	P	Credits
1	R18CIV3271	Disaster Management & Mitigation	3	0	0	3
2	R18CSE3272	Database Concepts				
3	R18ECE3273	Consumer Electronics				
4	R18EEE3274	Electrical Estimation & Costing				
5	R18INF3275	Information Technology Essentials				
6	R18MED3276	Introduction to Robotics				
7	R18HMS3277	Fundamentals of Entrepreneurship				
8	R18HMS3278	Day to Day Biology				

### Open Elective –II

S. No.	Course Code	Course Title	L	T	P	Credits
1	R18CIV4181	Green Building Engineering	3	0	0	3
2	R18CSE4182	Cyber Security Fundamentals				
3	R18ECE4183	Principles of Modern Communication Systems				
4	R18EEE4184	Illumination Engineering				
5	R18INF4185	E-Commerce				
6	R18MED4186	Industrial Design & Ergonomics				
7	R18HMS4187	Creative Writing				
8	R18HMS4188	Design Thinking				

### Open Elective –III

S. No.	Course Code	Course Title	L	T	P	Credits
1	R18CIV4291	Remote Sensing Concepts	3	0	0	3
2	R18CSE4292	Fundamentals of Soft Computing				
3	R18ECE4293	Audio & Video Engineering				
4	R18EEE4294	Non Conventional Energy Resources				
5	R18INF4295	Information Security Fundamentals				
6	R18MED4296	Total Engineering Quality Management				
7	R18HMS4297	Human Values & Professional Ethics for Engineers				
8	R18HMS4298	Science Fiction				

**SRI INDU COLLEGE OF ENGINEERING & TECHNOLOGY**  
 (An Autonomous Institution under UGC, New Delhi)

**B.Tech. - II Year – I Semester**

L T P C  
 3 0 0 3

**(R18ECE2105) Analog Electronics**

**Objectives:**

This is a fundamental course, basic knowledge of which is required by all the circuit branch engineers. This course focuses:

- To familiarize the student with the principle of operation, analysis and design of Junction diode, BJT and FET transistors and amplifier circuits.
- To understand diode as rectifier.
- To study basic principle of filter circuits and various types.

**UNIT -I:**

**P-N Junction Diode:** Qualitative Theory of P-N Junction, P-N Junction as a Diode, Diode Equation, Volt-Ampere Characteristics, Temperature dependence of VI characteristic, Ideal versus Practical – Resistance levels (Static and Dynamic), Transition and Diffusion Capacitances, Diode Equivalent Circuits, Load Line Analysis, Breakdown Mechanisms in Semiconductor Diodes, Zener Diode Characteristics.

**Special Purpose Electronic Devices:** Principle of Operation and Characteristics of Tunnel Diode (with the help of Energy Band Diagram), Varactor Diode, SCR and Semiconductor Photo Diode.

**UNIT-II:**

**Rectifiers and Filters :** The P-N junction as a Rectifier, Half wave Rectifier, Full wave Rectifier, Bridge Rectifier, Harmonic components in a Rectifier Circuit, Inductor Filters, Capacitor Filters, L-Section Filters,  $\pi$ - Section Filters, Comparison of Filters, Voltage Regulation using Zener Diode.

**UNIT-III:**

**Bipolar Junction Transistor and UJT:** The Junction Transistor, Transistor Current Components, Transistor as an Amplifier, Transistor Construction, BJT Operation, BJT Symbol, Common Base, Common Emitter and Common Collector Configurations, Limits of Operation , BJT Specifications, BJT Hybrid Model, Determination of h-parameters from Transistor Characteristics, Comparison of CB, CE, and CC Amplifier Configurations, UJT and Characteristics.

**UNIT-IV:**

**Transistor Biasing and Stabilization:** Operating Point, The DC and AC Load lines, Need for Biasing, Fixed Bias, Collector Feedback Bias, Emitter Feedback Bias, Collector – Emitter Feedback Bias, Voltage Divider Bias, Bias Stability, Stabilization Factors, Stabilization against variations in  $V_{BE}$  and  $\beta$ , Bias Compensation using Diodes and Transistors, Thermal Runaway, Thermal Stability, Analysis Transistor Amplifier Circuit using h-parameters

**UNIT-V:**

**Field Effect Transistor and FET Amplifiers**

**Field Effect Transistor:** The Junction Field Effect Transistor (Construction, principle of operation, symbol) – Pinch-off Voltage - Volt-Ampere characteristics, The JFET Small Signal Model, MOSFET (Construction, principle of operation, symbol), MOSFET Characteristics in Enhancement and Depletion modes.

**FET Amplifiers:** FET Common Source Amplifier, Common Drain Amplifier, Generalized FET Amplifier, Biasing FET, FET as Voltage Variable Resistor, Comparison of BJT and FET.

**TEXT BOOKS:**

1. Millman's Electronic Devices and Circuits – J. Millman, C.C.Halkias, and Satyabrata Jit, 2 Ed., 1998, TMH.
2. Electronic Devices and Circuits – Mohammad Rashid, Cengage Learning, 2013
3. Electronic Devices and Circuits – David A. Bell, 5 Ed, Oxford

**REFERENCE BOOKS:**

1. Integrated Electronics – J. Millman and Christos C. Halkias, 1991 Ed., 2008, TMH.
2. Electronic Devices and Circuits – R.L. Boylestad and Louis Nashelsky, 9 Ed., 2006, PEI/PHI.
3. Electronic Devices and Circuits – B. P. Singh, Rekha Singh, Pearson, 2Ed, 2013.
4. Electronic Devices and Circuits - K. Lal Kishore, 2 Ed., 2005, BSP.
5. Electronic Devices and Circuits – Anil K. Maini, Varsha Agarwal, 1 Ed., 2009, Wiley India Pvt. Ltd.
6. Electronic Devices and Circuits – S.Salivahanan, N.Suresh Kumar, A.Vallavaraj, 2 Ed., 2008, TMH.

**Course Outcomes:**

At the end of the course the student will be able to:

- Describe the construction, operation and characteristics of electronic devices like P-N- Junction and special Purpose diodes (Understand).
- Determine the application of diode as a rectifier (Apply)
- Illustrate the application of transistors as amplifier employing BJT devices (Apply)
- Analyze the Biasing circuits using BJT Transistor Amplifier Circuit (Analyze)
- Evaluate construction, operation and characteristics of FET (Evaluate)
- Select Biasing circuits using FET Amplifiers (Analyze)

## SRI INDU COLLEGE OF ENGINEERING & TECHNOLOGY

(An Autonomous Institution under UGC, New Delhi)

B.Tech. - II Year – I Semester

L	T	P	C
3	1	0	4

### (R18CSE2101) Data Structures

**Course Objectives:**

- Exploring basic data structures such as stacks and queues.
- Introduces a variety of data structures such as hash tables, search trees, tries, heaps, graphs.
- Introduces sorting and pattern matching algorithms

**UNIT - I**

Introduction to Data Structures, abstract data types, Linear list – singly linked list implementation, insertion, deletion and searching operations on linear list, Stacks-Operations, array and linked representations of stacks, stack applications, Queues-operations, array and linked representations.

**UNIT - II**

**Dictionaries:** linear list representation, skip list representation, operations - insertion, deletion and searching. Hash Table Representation: hash functions, collision resolution-separate chaining, open addressing-linear probing, quadratic probing, double hashing, rehashing, extendible hashing.

**UNIT - III**

**Search Trees:** Binary Search Trees, Definition, Implementation, Operations- Searching, Insertion and Deletion, AVL Trees, Definition, Height of an AVL Tree, Operations – Insertion, Deletion and Searching, Red –Black, Splay Trees.

**UNIT - IV**

**Graphs:** Graph Implementation Methods. Graph Traversal Methods. Sorting: Heap Sort, External Sorting- Model for external sorting, Merge Sort.

**UNIT - V**

**Pattern Matching and Tries:** Pattern matching algorithms-Brute force, the Boyer –Moore algorithm, the Knuth-Morris-Pratt algorithm, Standard Tries, Compressed Tries, Suffix tries.

**TEXTBOOKS:**

1. Fundamentals of Data Structures in C, 2nd Edition, E. Horowitz, S. Sahni and Susan Anderson Freed, Universities Press.
2. Data Structures using C – A. S. Tanenbaum, Y. Langsam, and M.J. Augenstein, PHI/Pearson Education.

**REFERENCE BOOKS:**

1. Data Structures: A Pseudocode Approach with C, 2nd Edition, R. F. Gilberg and B.A. Forouzan, Cengage Learning. R18 B.TECH.

**Course Outcomes:**

**At the end of the course student will be able to**

- Ability to select the data structures that efficiently model the information in a problem(Understand)
- Ability to assess efficiency trade-offs among different data structure implementations or combinations(Create)
- Implement and know the application of algorithms for sorting and searching(Create)
- Design a Program using a variety of data structures, including hash tables, binary and general tree structures, search trees, tries, heaps, graphs and AVL-trees(Create)
- Ability to select the data structures that efficiently model the information in a problem(Analyze)
- Illustrate the concept of Text pattern matching algorithm(Analyze)

## SRI INDU COLLEGE OF ENGINEERING & TECHNOLOGY

(An Autonomous Institution under UGC, New Delhi)

**B.Tech. - II Year – I Semester**

L	T	P	C
4	0	0	4

**(R18MTH2102) Computer Oriented Statistical Methods**

**Objectives: To learn**

- The theory of Probability, and probability distributions of single and multiple and random variables
- The sampling theory and testing of hypothesis and making inferences
- Stochastic process and Markov chains.

**UNIT-I: Probability**

Sample Space, Events, Counting Sample Points, Probability of an Event, Additive Rules, Conditional Probability, Independence, and the Product Rule, Bayes' Rule,

**Random Variables and Probability Distributions:** Concept of a. Random variable, Discrete Probability Distributions, Continuous Probability Distributions, Statistical Independence.

**UNIT-II: Mathematical Expectation**

Mean of a Random Variable, Variance and Covariance of Random Variables, Means and Variances of Linear Combinations of Random Variables, Chebyshev's Theorem.

**Discrete Probability Distributions:** Introduction and Motivation, Binomial, Distribution, Geometric Distributions and Poisson distribution.

**UNIT-III: Continuous Probability Distributions**

Continuous Uniform Distribution, Normal Distribution, Areas under the Normal Curve, Applications of the Normal Distribution, Normal Approximation to the Binomial, Gamma and Exponential Distributions.

**Fundamental Sampling Distributions:** Random Sampling, Some Important Statistics, Sampling Distributions, Sampling Distribution of Means and the Central Limit Theorem,

Sampling Distribution of  $S^2$ , t-Distribution, F-Distribution.

**UNIT-IV: Estimation & Tests of Hypotheses**

Introduction, Statistical Inference, Classical Methods of Estimation.: Estimating the Mean, Standard Error of a Point Estimate, Prediction Intervals, Tolerance Limits, Estimating the Variance, Estimating a Proportion for single mean, Difference between Two Means, between Two Proportions for Two Samples and Maximum Likelihood Estimation.

**Statistical Hypotheses:** General Concepts, Testing a Statistical Hypothesis, Tests Concerning a Single Mean, Tests on Two Means, Test on a Single Proportion, Two Samples: Tests on Two Proportions.

**UNIT-V: Stochastic Processes and Markov Chains**

Introduction to Stochastic processes-Markov process. Transition Probability, Transition Probability Matrix, First order and Higher order Markov process, n-step transition probabilities, Markov chain, Steady state condition, Markov analysis.

**Course outcomes:**

After learning the contents of this paper the student must be able to

- Apply the concepts of probability and distributions to some case studies
- Correlate the material of one unit to the material in other units
- Resolve the potential misconceptions and hazards in each topic of study.



- Solve problems on theory of probability, linear programming problems, and transportation, assignment and game problems.
- Learn important theorems, different formulae and practical applications of these statistical and optimization methods in the field of Computer Sciences and Applications.
- learn fundamentals and concepts of statistical and optimization methods, in particular, with reference to frequency distribution and measures of central tendency, measures of dispersion, skewness and kurtosis

**Text Books**

1. Ronald E. Walpole, Raymond H. Myers, Sharon L. Myers, Keying Ye, Probability & Statistics For Engineers & Scientists, 9th Ed. Pearson Publishers.
2. S C Gupta and V K Kapoor, Fundamentals of Mathematical statistics, Khanna publications.
3. S.D.Sharma, Operations Research, Kedarnath and Ramnath Publishers, Meerut, Delhi

**References**

1. T.T. Soong, Fundamentals of Probability And Statistics for Engineers, John Wiley & Sons, Ltd, 2004.
2. Sheldon M Ross, Probability and statistics for Engineers and scientists, academic press.

**Course Outcomes:**

**At the end of the course student will be able to**

- Describe the probability of an event, product rule, addition rule & boye's rule(Understand)
- Explain Random variables and chebyshev's theorem, Discrete probability distribution(Understand)
- Calculate the areas under the normal curve & applications of the normal distribution(Apply)
- Analyze the fundamental sampling distributions(Analyze)
- Test the Hypothesis of single mean, double mean, single proportion, double proportion(Evaluate)
- Evaluate Transition Probability matrix(Evaluate)

## SRI INDU COLLEGE OF ENGINEERING & TECHNOLOGY

(An Autonomous Institution under UGC, New Delhi)

**B.Tech. - II Year – I Semester**

L	T	P	C
3	0	0	3

**(R18CSE2102) Computer Organization & Architecture**

### Objectives of the course:

- To understand basic components of computers.
- To explore the I/O organizations in depth.
- To explore the memory organization.
- To understand the basic chip design and organization of 8086 with assembly language programming.

### Unit –I

**Basic Computer Organization – Functions of CPU, I/O Units, Memory: Instruction:** Instruction Formats- One address, two addresses, zero addresses and three addresses and comparison; addressing modes with numeric examples: Program Control- Status bit conditions, conditional branch instructions, Program Interrupts: Types of Interrupts.

### Unit -II:

**Input-Output Organization- I/O Interface, I/O Bus and Interface modules:** I/O Vs memory Bus, Isolated Vs Memory-Mapped I/O, Asynchronous data Transfer- Strobe Control, Hand Shaking: Asynchronous Serial transfer- Asynchronous Communication interface, Modes of transfer- Programmed I/O, Interrupt Initiated I/O, DMA; DMA Controller, DMA Transfer, IOP-CPU-IOP Communication, Intel 8089 IOP.

### Unit - III:

**Memory Organization:** Memory hierarchy, Main Memory, RAM, ROM Chips, Memory Address Map, Memory Connection to CPU, associate memory, Cache Memory, Data Cache, Instruction cache, Miss and Hit ratio, Access time, associative, set associative, mapping, waiting into cache, Introduction to virtual memory.

### Unit - IV:

**8086 CPU Pin Diagram-** Special functions of general purpose registers, Segment register, concept of pipelining, 8086 Flag register, Addressing modes of 8086.

### Unit - V:

**8086-Instruction formats:** Assembly Language Programs involving branch & Call instructions, sorting, evaluation of arithmetic expressions.

### Suggested books:

1. Computer system Architecture: Morris Mano (UNIT-1,2,3).
2. Advanced Micro Processor and Peripherals- Hall/ A K Ray(UNIT-4,5).

### Suggested reference books:

1. Computer Organization and Architecture – William Stallings Sixth Edition, Pearson/PHI.
2. Structured Computer Organization – Andrew S. Tanenbaum, 4th Edition PHI/Pearson.
3. Fundamentals of Computer Organization and Design, - Sivarama Dandamudi Springer Int. Edition.
4. Computer Architecture a quantitative approach, John L. Hennessy and David A. Patterson, Fourth Edition Elsevier.
5. Computer Architecture: Fundamentals and principles of Computer Design, Joseph D. Dumas II, BS Publication.

**Course outcomes:**

**At the end of the course student will be able to**

- Compare the architectures of different computers.( Evaluate)
- Identify different hardware components associated with the memory organization of a computer(Remember)
- Evaluation of address of an operand by using various addressing modes. (Understand)
- Summarizes the memory organization(Understand)
- Describe the architecture of 8086 microprocessor.(Understand)
- Design and implement simple systems using 8086 processor with the knowledge of pin diagram, registers and instruction formats of 8086 processor by writing assembly language programs. (Create)

## SRI INDU COLLEGE OF ENGINEERING & TECHNOLOGY

(An Autonomous Institution under UGC, New Delhi)

B.Tech. - II Year – I Semester

L	T	P	C
2	0	0	2

### (R18CSE2103) Object Oriented Programming using C++

#### Course Objectives:

- Introduces Object Oriented Programming concepts using the C++ language.
- Introduces the principles of data abstraction, inheritance and polymorphism;
- Introduces the principles of virtual functions and polymorphism
- Introduces handling formatted I/O and unformatted I/O
- Introduces exception handling

#### Course Outcomes:

- Define and identify the different types of data structures implementation in object oriented programming through C++.
- Describe the basic concept of Object Oriented Programming and can able to differentiate different data structures.
- Classify the data structure type based on the given data and Examine the problem using classes and Templates.
- Choose appropriate searching and sorting technique for given problem.
- Select required data structure and evaluate and justify the given graph problems.
  
- Formulate the concept of Text pattern matching techniques.

#### UNIT - I

**Object-Oriented Thinking:** Different paradigms for problem solving, need for OOP paradigm, differences between OOP and Procedure oriented programming, Overview of OOP concepts- Abstraction, Encapsulation, Inheritance and Polymorphism.

**C++ Basics:** Structure of a C++ program, Data types, Declaration of variables, Expressions, Operators, Operator Precedence, Evaluation of expressions, Type conversions, Pointers, Arrays, Pointers and Arrays, Strings, Structures, References. Flow control statement- if, switch, while, for, do, break, continue, goto statements. Functions - Scope of variables, Parameter passing, Default arguments, inline functions, Recursive functions, Pointers to functions. Dynamic memory allocation and de-allocation operators-new and delete, Preprocessor directives.

#### UNIT - II

**C++ Classes and Data Abstraction:** Class definition, Class structure, Class objects, Class scope, this pointer, Friends to a class, Static class members, Constant member functions, Constructors and Destructors, Dynamic creation and destruction of objects, Data abstraction, ADT and information hiding.

#### UNIT - III

**Inheritance:** Defining a class hierarchy, Different forms of inheritance, Defining the Base and Derived classes, Access to the base class members, Base and Derived class construction, Destructors, Virtual base class.

**Virtual Functions and Polymorphism:** Static and Dynamic binding, virtual functions, Dynamic binding through virtual functions, Virtual function call mechanism, Pure virtual functions, Abstract classes, Implications of polymorphic use of classes, Virtual destructors.

**UNIT - IV**

**C++ I/O:** I/O using C functions, Stream classes hierarchy, Stream I/O, File streams and String streams, Overloading operators, Error handling during file operations, Formatted I/O.

**UNIT - V**

**Exception Handling:** Benefits of exception handling, Throwing an exception, The try block, Catching an exception, Exception objects, Exception specifications, Stack unwinding, Rethrowing an exception, Catching all exceptions.

**TEXT BOOKS:**

1. The Complete Reference C++, 4th Edition, Herbert Schildt, Tata McGraw Hill.
2. Problem solving with C++: The Object of Programming, 4th Edition, Walter Savitch, Pearson Education.

**REFERENCES:**

1. The C++ Programming Language, 3rd Edition, B. Stroutstrup, Pearson Education.
2. OOP in C++, 3rd Edition, T. Gaddis, J. Walters and G. Muganda, Wiley Dream Tech Press.
3. Object Oriented Programming in C++, 3rd Edition, R. Lafore, Galigotia Publications Pvt Ltd.

**Course outcomes:**

**At the end of the course student will be able to**

- Distinguish the procedural and object oriented paradigm along with principles(Analyze)
- Understand dynamic memory management techniques using pointers, constructors, destructors, etc (Understand)
- Describe the concept of function overloading, operator overloading, virtual functions and polymorphism.(Understanding)
- Classify inheritance with the understanding of early and late binding (Understand)
- Illustrate the process of data file manipulations using C++ (Apply)
- An ability to incorporate Exception handling in Object Oriented programs(Analyze)

## SRI INDU COLLEGE OF ENGINEERING & TECHNOLOGY

(An Autonomous Institution under UGC, New Delhi)

**B.Tech. - II Year – I Semester**

L	T	P	C
0	0	2	1

### (R18ECE21L4) Analog Electronics Lab

#### **PART A: (Only for Viva-voce Examination)**

##### **Electronic Workshop Practice (In 3 Lab Sessions):**

1. Identification, Specifications, Testing of R, L, C Components (Color Codes), Potentiometers, Switches (SPDT, DPDT, and DIP), Coils, Gang Condensers, Relays, Bread Boards, PCB's
2. Identification, Specifications and Testing of Active Devices, Diodes, BJT's, Low power JFET's, MOSFET's, Power Transistors, LED's, LCD's, SCR, UJT.
3. Study and operation of
  - i) Multimeters (Analog and Digital)
  - ii) Function Generator
  - iii) Regulated Power Supplies
  - iv) CRO.

#### **PART B: (For Laboratory Examination – Minimum of 10 experiments)**

1. Forward & Reverse Bias Characteristics of PN Junction Diode.
2. Zener diode characteristics and Zener as voltage Regulator.
3. Half Wave Rectifier with & without filters.
4. Full Wave Rectifier with & without filters.
5. Input & Output Characteristics of Transistor in CB Configuration and h-parameter calculations.
6. Input & Output Characteristics of Transistor in CE Configuration and h-parameter calculations.
7. FET characteristics.
8. Design of Self-bias circuit.
9. Frequency Response of CC Amplifier.
10. Frequency Response of CE Amplifier.
11. Frequency Response of Common Source FET amplifier .
12. SCR characteristics.
13. UJT Characteristics

#### **PART C: Equipment required for Laboratories:**

- |                                      |  |
|--------------------------------------|--|
| 1. Regulated Power supplies (RPS)    | -0-30 V  |
| 2. CRO's                             | -0-20 MHz.   |
| 3. Function Generators               | -0-1 MHz.  |
| 4. Multimeters                       |  |
| 5. Decade Resistance Boxes/Rheostats |  |
| 6. Decade Capacitance Boxes          |  |
| 7. Ammeters (Analog or Digital)      | -0-20 $\mu$ A, 0-50 $\mu$ A, 0-100 $\mu$ A, 0-200 $\mu$ A, 0-10 mA.  |
| 8. Voltmeters (Analog or Digital)    | -0-50V, 0-100V, 0-250V   |
| 9. Electronic Components             | -Resistors, Capacitors, BJTs, LCDs, SCRs, UJTs, FETs, LEDs, MOSFETs, Diodes- Ge& Si type, Transistors – NPN, PNP type) |

**Course Outcomes:**

**At the end of the course student will be able to**

- Determine the P-N-Junction diode & Zener diode characteristics.(Evaluate)
- Calculate the Input and Output characteristics of BJT and FET. (Evaluate)
- Evaluate Half Wave and Full Wave Rectifier with and without filters. (Evaluate)
- Differentiate Measurement of h-parameters of transistor in CB, CE, CC configurations.(Analyze)
- Analyze the Frequency response of CE, CC and Common Source FET Amplifier .(Analyze)
- Measure SCR and UJT characteristics.



## SRI INDU COLLEGE OF ENGINEERING & TECHNOLOGY

(An Autonomous Institution under UGC, New Delhi)

B.Tech. - II Year – I Semester

L	T	P	C
0	0	3	1.5

(R18CSE21L1) Data Structures Lab

### Course Objectives:

- It covers various concepts of C programming language
- It introduces searching and sorting algorithms
- It provides an understanding of data structures such as stacks and queues.

### LIST OF EXPERIMENTS

1. Write a program that uses functions to perform the following operations on singly linked list.:  
i) Creation      ii) Insertion      iii) Deletion      iv) Traversal
2. Write a program that uses functions to perform the following operations on doubly linked list.:  
i) Creation      ii) Insertion      iii) Deletion iv) Traversal
3. Write a program that uses functions to perform the following operations on circular linked list.:  
i) Creation      ii) Insertion      iii) Deletion iv) Traversal
4. Write a program that implement stack (its operations) using  
i) Arrays      ii) Pointers
5. Write a program that implement Queue (its operations) using  
i) Arrays      ii) Pointers
6. Write a program that implements the following sorting methods to sort a given list of integers in ascending order  
i) Bubble sort      ii) Selection sort      iii) Insertion sort
7. Write a program that use both recursive and non recursive functions to perform the following searching operations for a Key value in a given list of integers:  
i) Linear search      ii) Binary search
8. Write a program to implement the tree traversal methods.
9. Write a program to implement the graph traversal methods.

### TEXTBOOKS:

1. Fundamentals of Data Structures in C, 2nd Edition, E. Horowitz, S. Sahni and Susan Anderson Freed, Universities Press.
2. Data Structures using C – A. S. Tanenbaum, Y. Langsam, and M. J. Augenstein, PHI/Pearson Education.

### REFERENCE:

1. Data Structures: A Pseudocode Approach with C, 2nd Edition, R. F. Gilberg and B. A. Forouzan, Cengage Learning.

**Course outcomes:**

**At the end of the course student will be able to**

- Design a program to implement the linear data structures using static and dynamic memory allocation. (Create)
- Design a program to implement searching ,sorting techniques for the given problem.(Create)
- Demonstrate the fundamental algorithms of tree data structures by experimenting the programs.(Apply)
- Examine the traversing of a given graph by using the respect to graph traversal techniques(Apply)
- Design a program to implement the pattern matching algorithms for the given problem.(Create)

**SRI INDU COLLEGE OF ENGINEERING & TECHNOLOGY**  
(An Autonomous Institution under UGC, New Delhi)

**B.Tech. - II Year – I Semester**

**L T P C**  
**0 0 3 1.5**

**(R18CSE21L2) IT Workshop Lab**

**Course Objectives:**

The IT Workshop for engineers is a training lab course spread over 60 hours. The modules include training on PC Hardware, Internet & World Wide Web and Productivity tools including Word, Excel, Power Point and Publisher.

**PC Hardware** introduces the students to a personal computer and its basic peripherals, the process of assembling a personal computer, installation of system software like MS Windows, Linux and the required device drivers. In addition hardware and software level troubleshooting process, tips and tricks would be covered. The students should work on working PC to disassemble and assemble to working condition and install Windows and Linux on the same PC. Students are suggested to work similar tasks in the Laptop scenario wherever possible. Internet & World Wide Web module introduces the different ways of hooking the PC on to the internet from home and workplace and effectively usage of the internet. Usage of web browsers, email, newsgroups and discussion forums would be covered. In addition, awareness of cyber hygiene, i.e., protecting the personal computer from getting infected with the viruses, worms and other cyber attacks would be introduced. Productivity tools module would enable the students in crafting professional word documents, excel spread sheets, power point presentations and personal web sites using the Microsoft suite of office tools and LaTeX.

**PC Hardware**

Task 1: Identify the peripherals of a computer, components in a CPU and its functions. Draw the block diagram of the CPU along with the configuration of each peripheral and submit to your instructor.

Task 2: Every student should disassemble and assemble the PC back to working condition. Lab instructors should verify the work and follow it up with a Viva. Also students need to go through the video which shows the process of assembling a PC. A video would be given as part of the course content.

Task 3: Every student should individually install MS windows on the personal computer. Lab instructor should verify the installation and follow it up with a Viva.

Task 4: Every student should install Linux on the computer. This computer should have windows installed. The system should be configured as dual boot with both windows and Linux. Lab instructors should verify the installation and follow it up with a Viva

Task 5: Hardware Troubleshooting: Students have to be given a PC which does not boot due to improper assembly or defective peripherals. They should identify the problem and fix it to get the computer back to working condition. The work done should be verified by the instructor and followed up with a Viva.

Task 6: Software Troubleshooting: Students have to be given a malfunctioning CPU due to system software problems. They should identify the problem and fix it to get the computer back to working condition. The work done should be verified by the instructor and followed up with a Viva.

### **Internet & World Wide Web**

Task1: Orientation & Connectivity Boot Camp: Students should get connected to their Local Area Network and access the Internet. In the process they configure the TCP/IP setting. Finally students should demonstrate, to the instructor, how to access the websites and email. If there is no internet connectivity preparations need to be made by the instructors to simulate the WWW on the LAN.

Task 2: Web Browsers, Surfing the Web: Students customize their web browsers with the LAN proxy settings, bookmarks, search toolbars and pop up blockers. Also, plug-ins like Macromedia Flash and JRE for applets should be configured.

Task 3: Search Engines & Netiquette: Students should know what search engines are and how to use the search engines. A few topics would be given to the students for which they need to search on Google. This should be demonstrated to the instructors by the student.

Task 4: Cyber Hygiene: Students would be exposed to the various threats on the internet and would be asked to configure their computer to be safe on the internet. They need to first install an antivirus software, configure their personal firewall and windows update on their computer. Then they need to customize their browsers to block pop ups, block active x downloads to avoid viruses and/or worms.

### **LaTeX and WORD**

Task 1 – Word Orientation: The mentor needs to give an overview of LaTeX and Microsoft (MS) office 2007/ equivalent (FOSS) tool word: Importance of LaTeX and MS office 2007/ equivalent (FOSS) tool Word as word Processors, Details of the four tasks and features that would be covered in each, Using LaTeX and word – Accessing, overview of toolbars, saving files, Using help and resources, rulers, format painter in word.

Task 2: Using LaTeX and Word to create project certificate. Features to be covered:- Formatting Fonts in word, Drop Cap in word, Applying Text effects, Using Character Spacing, Borders and Colors, Inserting Header and Footer, Using Date and Time option in both LaTeX and Word.

Task 3: Creating project abstract Features to be covered:-Formatting Styles, Inserting table, Bullets and Numbering, Changing Text Direction, Cell alignment, Footnote, Hyperlink, Symbols, Spell Check, Track Changes.

Task 4 : Creating a Newsletter : Features to be covered:- Table of Content, Newspaper columns, Images from files and clipart, Drawing toolbar and Word Art, Formatting Images, Textboxes, Paragraphs and Mail Merge in word.

### **Excel**

Excel Orientation: The mentor needs to tell the importance of MS office 2007/ equivalent (FOSS) tool Excel as a Spreadsheet tool, give the details of the four tasks and features that would be covered in each. Using Excel – Accessing, overview of toolbars, saving excel files, Using help and resources.

Task 1: Creating a Scheduler - Features to be covered: Gridlines, Format Cells, Summation, auto fill, Formatting Text

Task 2 : Calculating GPA - .Features to be covered:- Cell Referencing, Formulae in excel – average, std.deviation, Charts, Renaming and Inserting worksheets, Hyper linking, Count function, Task 3: Performance Analysis - Features to be covered:- Split cells, freeze panes, group and outline, Sorting, Boolean and logical operators, Conditional formatting

### **LaTeX and MS/equivalent (FOSS) tool Power Point**

Task 1: Students will be working on basic power point utilities and tools which help them create basic power point presentation. Topic covered during this week includes: - PPT Orientation, Slide Layouts, Inserting Text, Word Art, Formatting Text, Bullets and Numbering, Auto Shapes, Lines and Arrows in both LaTeX and PowerPoint. Students will be given model power point presentation which needs to be replicated (exactly how it's asked).

Task 2: Second week helps students in making their presentations interactive. Topic covered during this week includes: Hyperlinks, Inserting –Images, Clip Art, Audio, Video, Objects, Tables and Charts.

Task 3: Concentrating on the in and out of Microsoft power point and presentations in LaTeX. Helps them learn best practices in designing and preparing power point presentation. Topic covered during this week includes: - Master Layouts (slide, template, and notes), Types of views (basic, presentation, slide slotter, notes etc), and Inserting – Background, textures, Design Templates, Hidden slides.

### **REFERENCE BOOKS:**

1. Comdex Information Technology course tool kit Vikas Gupta, WILEY Dreamtech
2. The Complete Computer upgrade and repair book, 3rd edition Cheryl A Schmidt, WILEY Dreamtech
3. Introduction to Information Technology, ITL Education Solutions limited, Pearson Education.
4. PC Hardware - A Handbook – Kate J. Chase PHI (Microsoft)
5. LaTeX Companion – Leslie Lamport, PHI/Pearson.
6. IT Essentials PC Hardware and Software Companion Guide Third Edition by David Anfinson and Ken Quamme. – CISCO Press, Pearson Education.
7. IT Essentials PC Hardware and Software Labs and Study Guide Third Edition by Patrick Regan – CISCO Press, Pearson Education.

### **Course Outcomes:**

#### **At the end of the course student will be able to**

- Distinguish software's and their installation.(Analyzing)
- Design word documents by learning word processing.(Creating)
- Create presentations by using different styles.(Create)
- Introduce different way of hooking the PC on to the internet from home and workplace and effectively usage of the internet(Analyzing)
- Define usage of web browsers, email, news groups and discussion forums would be covered(Remembering)
- List of tools & modules would enable the students in crafting professional word document.(Remembering)

**SRI INDU COLLEGE OF ENGINEERING & TECHNOLOGY**  
 (An Autonomous Institution under UGC, New Delhi)

**B.Tech. - II Year – I Semester**

<b>L</b>	<b>T</b>	<b>P</b>	<b>C</b>
<b>0</b>	<b>0</b>	<b>2</b>	<b>1</b>

**(R18CSE21L3) C++ Programming Lab**

**Course Objectives**

- Introduces object-oriented programming concepts using the C++ language.
- Introduces the principles of data abstraction, inheritance and polymorphism;
- Introduces the principles of virtual functions and polymorphism
- Introduces handling formatted I/O and unformatted I/O
- Introduces exception handling

**Course Outcomes**

- Ability to develop applications for a range of problems using object-oriented programming Techniques
- Demonstrate the concepts of inheritance and polymorphism.
- Difference between function overloading and function overriding
- Explain exception handling in object-oriented programs.
- Use template classes and the STL library in C++.
- write object-oriented programs of moderate complexity in C++
- Analyze operators in C++.

**LIST OF EXPERIMENTS**

1. Write a C++ Program to display Names, Roll No., and grades of 3 students who have appeared in the examination. Declare the class of name, Roll No. and grade. Create an array of class objects. Read and display the contents of the array.
2. Write a C++ program to declare Struct. Initialize and display contents of member variables.
3. Write a C++ program to declare a class. Declare pointer to class. Initialize and display the contents of the class member.
4. Given that an EMPLOYEE class contains following members: data members: Employee number, Employee name, Basic, DA, IT, Net Salary and print data members.
5. Write a C++ program to read the data of N employee and compute Net salary of each employee (DA=52% of Basic and Income Tax (IT) =30% of the gross salary).
6. Write a C++ to illustrate the concepts of console I/O operations.
7. Write a C++ program to use scope resolution operator. Display the various values of the same variables declared at different scope levels.
8. Write a C++ program to allocate memory using new operator.
9. Write a C++ program to create multilevel inheritance. (Hint: Classes A1, A2, A3)
10. Write a C++ program to create an array of pointers. Invoke functions using array objects.
11. Write a C++ program to use pointer for both base and derived classes and call the member function. Use Virtual keyword.

**Course Outcomes**

**At the end of the course student will be able to**

- develop applications for a range of problems using object-oriented programming (Create)
- Demonstrate the implementation of constructors, destructors and operator overloading. (Apply)
- Apply virtual and pure virtual function & complex program situations (Apply)
- Apply fundamental algorithmic problems including type casting, inheritance, and polymorphism. (Apply)
- Explain generic programming, templates, file handling. (Understand)
- Handle exceptions in programming (Analyze)



**SRI INDU COLLEGE OF ENGINEERING & TECHNOLOGY**  
(An Autonomous Institution under UGC, New Delhi)

**B.Tech. - II Year – I Semester**

**L T P C**  
**0 0 2 0**

**(R18MAC2100) Gender Sensitization Lab**

**Course Objectives:**

- To develop students' sensibility with regard to issues of gender in contemporary India.
- To provide a critical perspective on the socialization of men and women.
- To introduce students to information about some key biological aspects of genders.
- To expose the students to debates on the politics and economics of work.
- To help students reflect critically on gender violence.
- To expose students to more egalitarian interactions between men and women.

**Course Outcomes:**

- Students will have developed a better understanding of important issues related to gender in contemporary India.
- Students will be sensitized to basic dimensions of the biological, sociological, psychological and legal aspects of gender. This will be achieved through discussion of materials derived from research, facts, everyday life, literature and film.
- Students will attain a finer grasp of how gender discrimination works in our society and how to counter it.
- Students will acquire insight into the gendered division of labour and its relation to politics and economics.
- Men and women students and professionals will be better equipped to work and live together as equals.
- Students will develop a sense of appreciation of women in all walks of life.
- Through providing accounts of studies and movements as well as the new laws that provide protection and relief to women, the textbook will empower students to understand and respond to gender violence.

**UNIT – I UNDERSTANDING GENDER:**

Gender: Why Should We Study It? (Towards a World of Equals: Unit -1) Socialization: Making Women, Making Men (Towards a World of Equals: Unit -2) Introduction. Preparing for Womanhood. Growing up Male. First lessons in Caste. Different Masculinities.

**UNIT – II GENDER AND BIOLOGY Missing Women:**

Sex Selection and Its Consequences (Towards a World of Equals: Unit-4) Declining Sex Ratio. Demographic Consequences. Gender Spectrum: Beyond the Binary (Towards a World of Equals: Unit -10) Two or Many? Struggles with Discrimination.

**UNIT – III GENDER AND LABOUR Housework:**

The Invisible Labour (Towards a World of Equals: Unit -3) "My Mother doesn't Work." "Share the Load." Women's Work: Its Politics and Economics (Towards a World of Equals: Unit -7) Fact and Fiction. Unrecognized and Unaccounted work. Additional Reading: Wages and Conditions of Work.

**UNIT – IV ISSUES OF VIOLENCE Sexual Harassment:**

Say No! (Towards a World of Equals: Unit -6) Sexual Harassment, not Eve-teasing- Coping with Everyday Harassment- Further Reading: “Chupulu”. Domestic Violence: Speaking Out (Towards a World of Equals: Unit -8) Is Home a Safe Place? -When Women Unite [Film]. Rebuilding Lives. Additional Reading: New Forums for Justice. Thinking about Sexual Violence (Towards a World of Equals: Unit -11) Blaming the Victim-“I Fought for my Life....” – Additional Reading: The Caste Face of Violence.

**UNIT – V GENDER : CO – EXISTENCE Just Relationships:**

Being Together as Equals (Towards a World of Equals: Unit -12) Mary Kom and Onler. Love and Acid just do not Mix. Love Letters. Mothers and Fathers. Additional Reading: Rosa Parks-The Brave Heart.

**Prescribed Textbook :** All the five Units in the Textbook, “Towards a World of Equals: A Bilingual Textbook on Gender” written by A.Suneetha, Uma Bhrugubanda, Duggirala Vasanta, Rama Melkote, Vasudha Nagaraj, Asma Rasheed, Gogu Shyamala, Deepa Sreenivas and Susie Tharu and published by Telugu Akademi, Hyderabad, Telangana State in the year 2015.

**Note:** Since it is an Interdisciplinary Course, Resource Persons can be drawn from the fields of English Literature or Sociology or Political Science or any other qualified faculty who has expertise in this field from engineering departments.

**REFERENCE BOOKS:**

- Menon, Nivedita. Seeing like a Feminist. New Delhi: Zubaan-Penguin Books, 2012
- Abdulali Sohaila. “I Fought For My Life...and Won.” Available online at:  
<http://www.thealternative.in/lifestyle/i-fought-for-my-lifeand-won-sohaila-abdulal/>

**Course Outcomes:**

**At the end of the course student will be able to**

- Develop a better understanding of important issues related to gender in contemporary India.(Applying)
- Sensitized to basic dimensions of the biological, sociological, psychological and legal aspects of gender. This will be achieved through discussion of materials derived from research, facts, everyday life, literature and film.(Remembering)
- Attain a finer grasp of how gender discrimination works in our society and how to counter it.(Remembering)
- explain insight into the gendered division of labor and its relation to politics and economics.(Understanding)
- Men and women students and professionals will be better equipped to work and live together as equals.(Understanding)
- develop a sense of appreciation of women in all walks of life.(Applying)

## SRI INDU COLLEGE OF ENGINEERING & TECHNOLOGY

(An Autonomous Institution under UGC, New Delhi)

B.Tech. - II Year – II Semester

L	T	P	C
3	0	0	3

### (R18CSE2201) Discrete Mathematics

#### Objectives of the course

Throughout the course, students will be expected to demonstrate their understanding of Discrete Mathematics by being able to do each of the following:

1. Use mathematically correct terminology and notation.
2. Construct correct direct and indirect proofs.
3. Use division into cases in a proof.
4. Use counterexamples.
5. Apply logical reasoning to solve a variety of problems.

#### Unit - I:

**Sets, Relation and Function:** Operations and Laws of Sets, Cartesian Products, Binary Relation, Partial Ordering Relation, Equivalence Relation, Image of a Set, Sum and Product of Functions, Bijective functions, Inverse and Composite Function, Size of a Set, Finite and infinite Sets, Countable and uncountable Sets, Cantor's diagonal argument and The Power Set theorem, Schroeder-Bernstein theorem.

**Principles of Mathematical Induction:** The Well-Ordering Principle, Recursive definition, The Division algorithm: Prime Numbers, The Greatest Common Divisor: Euclidean Algorithm, The Fundamental Theorem of Arithmetic.

#### Unit - II:

Basic counting techniques-inclusion and exclusion, pigeon-hole principle, permutation and combination.

#### Unit - III:

**Propositional Logic:** Syntax, Semantics, Validity and Satisfiability, Basic Connectives and Truth Tables, Logical Equivalence: The Laws of Logic, Logical Implication, Rules of Inference, The use of Quantifiers. **Proof Techniques:** Some Terminology, Proof Methods and Strategies, Forward Proof, Proof by Contradiction, Proof by Contraposition, Proof of Necessity and Sufficiency.

#### Unit - IV:

**Algebraic Structures and Morphism:** Algebraic Structures with one Binary Operation, Semi Groups, Monoids, Groups, Congruence Relation and Quotient Structures, Free and Cyclic Monoids and Groups, Permutation Groups, Substructures, Normal Subgroups, Algebraic Structures with two Binary Operation, Rings, Integral Domain and Fields. Boolean Algebra and Boolean Ring, Identities of Boolean Algebra, Duality, Representation of Boolean Function, Disjunctive and Conjunctive Normal Form

#### Unit - V:

**Graphs and Trees:** Graphs and their properties, Degree, Connectivity, Path, Cycle, Sub Graph, Isomorphism, Eulerian and Hamiltonian Walks, Graph Colouring, Colouring maps and Planar Graphs, Colouring Vertices, Colouring Edges, List Colouring, Perfect Graph, definition properties and Example, rooted trees, trees and sorting, weighted trees and prefix codes, Bi-connected component and Articulation Points, Shortest distances.

**Suggested books :**

1. Kenneth H. Rosen, Discrete Mathematics and its Applications, Tata McGraw – Hill Susanna S. Epp, Discrete Mathematics with Applications, 4th edition, Wadsworth Publishing Co. Inc. C L Liu and D P Mohapatra, Elements of Discrete Mathematics A Computer Oriented Approach, 3rd Edition by, Tata McGraw – Hill.

**Suggested reference books:**

1. J.P. Tremblay and R. Manohar, Discrete Mathematical Structure and It's Application to Computer Science", TMG Edition, TataMcgraw-Hill
2. Norman L. Biggs, Discrete Mathematics, 2nd Edition, Oxford University Press. Schaum's Outlines Series, Seymour Lipschutz, Marc Lipson,
3. Discrete Mathematics, Tata McGraw - Hill

**Course Outcomes**

At the end of this course, students will be able to

1. Express it in terms of predicates, quantifiers, and logical connectives
2. Derive the solution for a problem using deductive logic and prove the solution based on logical inference
3. Classify its algebraic structure for a given mathematical problem.
4. Evaluate Boolean functions and simplify expressions using the properties of Boolean algebra
5. Develop the given problem as graph networks and solve with techniques of graph theory
6. Describe logical reasoning to solve a variety of problems.

**Course Outcomes**

**At the end of the course student will be able to**

- Express it in terms of predicates, quantifiers, and logical connectives(Remembering)
- Derive the solution for a problem using deductive logic and prove the solution based on logical inference(Remembering)
- Classify its algebraic structure for a given mathematical problem.( Understanding)
- Evaluate Boolean functions and simplify expressions using the properties of Boolean algebra(Evaluate)
- Develop the given problem as graph networks and solve with techniques of graph theory(Apply)
- Describe logical reasoning to solve a variety of problems.(Understanding)

## SRI INDU COLLEGE OF ENGINEERING & TECHNOLOGY

(An Autonomous Institution under UGC, New Delhi)

B.Tech. - II Year – II Semester

L	T	P	C
3	0	0	3

### (R18ECE2102) Digital Logic Design

#### Course Objectives:

This course provides in-depth knowledge of switching theory and the design techniques of digital circuits, which is the basis for design of any digital circuit. The main objectives are:

- To learn basic techniques for the design of digital circuits and fundamental concepts used in the design of digital systems.
- To understand common forms of number representation in digital electronic circuits and to be able to convert between different representations.
- To implement simple logical operations using combinational logic circuits
- To design combinational logic circuits, sequential logic circuits.
- To provide extended knowledge of digital logic circuits in the form of state model approach.

#### UNIT -I:

**Number System and Boolean Algebra And Switching Functions:** Number Systems, Base Conversion Methods, Complements of Numbers, Codes- Binary Codes, Binary Coded Decimal Code and its Properties, Unit Distance Codes, Alpha Numeric Codes, Error Detecting and Correcting Codes.

**Boolean Algebra:** Basic Theorems and Properties, Switching Functions, Canonical and Standard Form, Algebraic Simplification of Digital Logic Gates, Properties of XOR Gates, Universal Gates, Multilevel NAND/NOR realizations.

#### UNIT -II:

**Minimization and Design of Combinational Circuits:** Introduction, The Minimization with theorem, The Karnaugh Map Method, Five and Six Variable Maps, Prime and Essential Implications, Don't Care Map Entries, Using the Maps for Simplifying, Tabular Method, Partially Specified Expressions, Multi-output Minimization, Minimization and Combinational Design, Arithmetic Circuits, Comparator, Multiplexers, Code Converters, Wired Logic, Tristate Bus System, Practical Aspects related to Combinational Logic Design, Hazards and Hazard Free Relations.

#### UNIT -III:

**Sequential Machines Fundamentals:** Introduction, Basic Architectural Distinctions between Combinational and Sequential circuits, The Binary Cell, Fundamentals of Sequential Machine Operation, The Flip-Flop, The D-Latch Flip-Flop, The "Clocked T" Flip-Flop, The "Clocked J-K" Flip-Flop, Design of a Clocked Flip-Flop, Conversion from one type of Flip-Flop to another, Timing and Triggering Consideration, Clock Skew.

#### UNIT -IV:

**Sequential Circuit Design and Analysis:** Introduction, State Diagram, Analysis of Synchronous Sequential Circuits, Approaches to the Design of Synchronous Sequential Finite State Machines, Design Aspects, State Reduction, Design Steps, Realization using Flip-Flops Counters - Design of Single mode Counter, Ripple Counter, Ring Counter, Shift Register, Shift Register Sequences, Ring Counter Using Shift Register.

#### UNIT -V:

**Sequential Circuits :** Finite state machine-capabilities and limitations, Mealy and Moore models-minimization of completely specified sequential machines, Partition techniques and merger chart methods – concept of minimal cover table.

**Algorithmic State Machine:** Salient features of the ASM chart

VLSI Design flow: Design entry: Schematic, FSM & HDL, different modeling styles in VHDL, Data types and objects, Dataflow, Behavioral and Structural Modeling, Synthesis and Simulation VHDL constructs and codes for combinational and sequential circuits

**TEXT BOOKS:**

1. Switching and Finite Automata Theory- Zvi Kohavi & Niraj K. Jha, 3<sup>rd</sup> Edition, Cambridge.
2. Digital Design- Morris Mano, PHI, 3<sup>rd</sup> Edition.
3. Douglas Perry, “VHDL”, Tata McGraw Hill, 4th edition, 2002.

**REFERENCE BOOKS:**

1. Introduction to Switching Theory and Logic Design – Fredriac J. Hill, Gerald R. Peterson, 3<sup>rd</sup> Ed, John Wiley & Sons Inc.
2. Digital Fundamentals – A Systems Approach – Thomas L. Floyd, Pearson, 2013.
3. Digital Logic Design - Ye Brian and HoldsWorth, Elsevier
4. Fundamentals of Logic Design- Charles H. Roth, Cengage Learning, 5<sup>th</sup>, Edition, 2004.
5. Digital Logic Applications and Design- John M. Yarbrough, Thomson Publications, 2006.
6. Digital Logic and State Machine Design – Comer, 3<sup>rd</sup>, Oxford, 2013.

**Course Outcomes:**

**At the end of the course student will be able to**

- Interpret the various number systems & code converters, error detecting and correcting, BCD, Gray Code, EX-3. (Evaluate)
- Describe the operation of logic gates and Apply Boolean Algebra on K-map. (Understanding)
- Design / Analysis of Combinational Circuits. (Create)
- Diagram illustrates the operation & timing constrains for Latches & Flip-Flops and Registers and Counters. (Understanding)
- Design & analyze sequential circuits. (Create)
- Use HDL & appropriate EDA tools for digital logic design & simulation. ( Understanding)



# SRI INDU COLLEGE OF ENGINEERING & TECHNOLOGY

(An Autonomous Institution under UGC, New Delhi)

B.Tech. - II Year – II Semester

L	T	P	C
3	0	0	3

## (R18CSE2202) Operating Systems

### Objectives:

- To understand main components of OS and their working
- To study the operations performed by OS as a resource manager
- To understand the different scheduling policies of OS
- To understand the different memory management techniques
- To understand process concurrency and synchronization
- To understand the concepts of input/ output, storage and file management
- To study different OS and compare their features.

### UNIT - I:

**Operating System Introduction:** Operating Systems Objectives and functions, Computer System Architecture, OS Structure, OS Operations, Evolution of Operating Systems - Simple Batch, Multi programmed, time shared, Personal Computer, Parallel, Distributed Systems, Real-Time Systems, Special - Purpose Systems, Operating System services, user OS Interface, System Calls, Types of System Calls, System Programs, Operating System Design and Implementation, OS Structure, Virtual machines.

### UNIT - II:

**Process and CPU Scheduling** - Process concepts - The Process, Process State, Process Control Block, Threads, Process Scheduling - Scheduling Queues, Schedulers, Context Switch, Preemptive Scheduling, Dispatcher, Scheduling Criteria, Scheduling algorithms, Multiple-Processor Scheduling, Real-Time Scheduling, Thread scheduling, Case studies: Linux, Windows.

**Process Coordination** - Process Synchronization, The Critical section Problem, Peterson's solution, Synchronization Hardware, Semaphores, and Classic Problems of Synchronization, Monitors, Case Studies: Linux, Windows.

### UNIT - III:

**Memory Management and Virtual Memory** - Logical & physical Address Space, Swapping, Contiguous Allocation, Paging, Structure of Page Table. Segmentation, Segmentation with Paging, Virtual Memory, Demand Paging, Performance of Demanding Paging, Page Replacement, Page Replacement Algorithms, Allocation of Frames, Thrashing.

### UNIT - IV:

**File System Interface** - The Concept of a File, Access methods, Directory Structure, File System Mounting, File Sharing, Protection, File System Implementation - File System Structure, File System Implementation, Allocation methods, Free-space Management, Directory Implementation, Efficiency and Performance.

**Mass Storage Structure** - Overview of Mass Storage Structure, Disk Structure, Disk Attachment, Disk Scheduling, Disk Management, Swap space Management.

### UNIT - V:

**Deadlocks** - System Model, Deadlock Characterization, Methods for Handling Deadlocks, Deadlock Prevention, Deadlock Avoidance, Deadlock Detection and Recovery from Deadlock.

**Protection** - System Protection, Goals of Protection, Principles of Protection, Domain of Protection, Access Matrix, Implementation of Access Matrix, Access Control, Revocation of Access Rights, Capability-Based Systems, Language-Based Protection.



**TEXT BOOKS:**

1. Operating System Principles, Abraham Silberchatz, Peter B. Galvin, Greg Gagne 8th Edition, Wiley Student Edition.
2. Operating systems - Internals and Design Principles, W. Stallings, 6th Edition, Pearson.

**REFERENCES BOOKS:**

1. Modern Operating Systems, Andrew S Tanenbaum 3rd Edition PHI.
2. Operating Systems A concept - based Approach, 2nd Edition, D. M. Dhamdhare, TMH.
3. Principles of Operating Systems, B. L. Stuart, Cengage learning, India Edition.
4. Operating Systems, A. S. Godbole, 2nd Edition, TMH
5. An Introduction to Operating Systems, P.C.P. Bhatt, PHI.
6. Operating Systems, S, Haldar and A. A. Arvind, Pearson Education.
7. Operating Systems, R. Elmasri, A. G. Carrick and D. Levine, Mc Graw Hill.
8. Operating Systems in depth, T. W. Doeppner, Wiley.

**Course Outcome:**

**At the end of the course student will be able to**

- Apply different techniques for the improvement of system performance ,ability to compare different operating systems(applying)
- Explain the minimization of turnaround time, waiting time, response time and also maximization of throughput(understanding)
- Describe the concept of memory management including virtual memory, compare various page replacement algorithms ,internal and external fragmentation of memory.(understanding)
- Illustrate file management, analysis different file allocation strategies, describing the structure of mass storage devices and develop disk scheduling algorithm(apply)
- Evaluate the problems related to deadlocks, avoiding the deadlocks, detecting the deadlocks and deadlock prevention algorithm.(evaluating)
- Analyze system protection and revocation of access rights (analyzing)

## SRI INDU COLLEGE OF ENGINEERING & TECHNOLOGY

(An Autonomous Institution under UGC, New Delhi)

**B.Tech. - II Year – II Semester**

L	T	P	C
3	1	0	4

### (R18CSE2203) Database Management Systems

#### Objectives:

- To understand the basic concepts and the applications of database systems.
- To master the basics of SQL and construct queries using SQL.
- To understand the relational database design Principles.
- To become familiar with the basic issues of transaction processing and concurrency control.
- To become familiar with database storage structures and access techniques.

#### UNIT - I

**Introduction-Database System Applications:** Purpose of Database Systems, View of Data - Data Abstraction, Instances and Schemas, Data Models ,Database Languages - DDL, DML. Database Access from Application Programs, Transaction Management, Data Storage and Querying, Database – Architecture, Database users and Administrators, History of Database systems.

Introduction to Data base design, ER diagrams, Beyond ER Design, Entities. Attributes and Entity sets, Relationships and Relationship sets, Additional features of ER Model, Conceptual Design with the ER Model, Conceptual design for Large enterprises. Relational Model: Introduction to the Relational Model - Integrity Constraints over Relations, Enforcing Integrity constraints, Querying relational data, Logical data base Design, Introduction to views - destroying /altering Tables and views.

#### UNIT- II

**Relational Algebra and Calculus:** Relational Algebra - Selection and projection, Set operations, Renaming, Joins, Division, Examples of Algebra Queries, Relational Calculus – Tuple Relational Calculus - Domain relational calculus - Expressive Power of Algebra and calculus.

Form of Basic SQL Query - Examples of Basic SQL Queries, Introduction to nested Queries, Correlated Nested Queries, Set - Comparison Operators, Aggregate Operators, NULL values-Comparison using Null values -Logical connectives -AND, OR and NOT - Impact on SQL Constructs, outer Joins, Disallowing NULL values, Complex Integrity Constraints in SQL Triggers and active data bases.

#### UNIT – III

**Introduction to scheme refinement:** problems caused by redundancy, Decompositions – Problem related to decomposition, Functional Dependencies – Reasoning about FDS, Normal Forms – FIRST, SECOND, THIRD Normal forms – BCNF – Properties of Decompositions – Loss less join Decomposition, Dependency preserving Decomposition, Schema Refinement in Data base Design – Multi valued Dependencies – FOURTH Normal Form, Join Dependencies, FIFTH Normal Form, Inclusion Dependencies.

#### UNIT – IV

**Transaction Management:** Transaction Concept – Transaction State – Implementation of Atomicity and Durability - Concurrent – Executions – Serializability – Recoverability – Implementation of Isolation – Testing for serializability.

**Concurrency Control:** Lock – Based Protocols – Timestamp Based Protocols – Validation – Based protocols – Multiple Granularity.

Recovery Syhstem – Failure Classification – Storage Structure – Recovery and atomicity – Log – Based Recovery – Recovery with Concurrent Transactions – Buffer Management – Failure with loss of nonvolatile storage – Advance Recovery systems – Remote Backup systems.

## UNIT – V

**Overview of Storage and Indexing :** Data on External Storage, File Organization and Indexing – Clustered Indexes, Primary and Secondary Indexes, Index data Structures – Hash Based indexing, Tree based Indexing Comparison of File Organizations.

**Tree Structured Indexing:** Intuitions for tree indexes, Indexed Sequential Access Methods (ISAM) B+ Trees: A Dynamic Index Structure, Search Insert, Delete.

**Hash Based Indexing:** Static Hashing, Extendable hashing, Liner Hashing, Extendable hashing vs Liner Hashing.

### TEXT BOOKS:

1. Data base Management systems, Raghu Ramakrishan, Johannes Gehrke, TMH, 3<sup>rd</sup> Edition, 2003.
2. Data base System Concepts, A. Silberschatz, H.F. Korth, S.Sudharshan, McGraw hill, VI edition, 2006.

### REFERENCE BOOKS

1. Database Systems, 6<sup>th</sup> edition, Ramez Elmasri, Shamkant B. Navathe, Pearson Education, 2013.
2. Database Principles, Programming, and Performance, P.O. Neil, E.O'Neil, 2<sup>nd</sup> ed., ELSEVIER.
3. Database Systems, A Practical approach to Design implementation and Management Fourth edition, Thomas Connolly, Carolyn Begg, Pearson education.
4. Database System Concepts, Peter Rob & Carlos Coronel, Cengage learning, 2008
5. Fundamentals of Relational Database Management systems, S.Sumathi, S. Esakkirajan, Springer.
6. Database Management System Oracle SQL and PL/SQL, P.K.Das Gupta, PHI.
7. Introduction to Database Management, M.L. Gillenson and others, Wiley Student Edition.
8. Database Development and Management, Lee Chao, Auerbach publications, Taylor & Francis Group.
9. Introduction to Database Systems, C.J.Date, Pearson Education.
10. Database Management Systems, G.K.Gupta, TMH.

### Course Outcomes:

**At the end of the course student will be able to**

- Demonstrate the basic elements of a relational database management system.(understanding)
- Identify the data models for relevant problems.(applying)
- Design entity relationship and convert entity relationship diagrams into RDBMS and formulate SQL queries on the respect data.(creating)
- Apply normalization for the development of application software's(applying)
- Analyze the basic SQL AND PL/SQL Queries(analyzing)
- Justify the basic issues of transaction processing and concurrency control.(evaluating)

## SRI INDU COLLEGE OF ENGINEERING & TECHNOLOGY

(An Autonomous Institution under UGC, New Delhi)

B.Tech. - II Year – II Semester

L	T	P	C
3	1	0	4

### (R18CSE2204) Java Programming

#### Objectives:

- To understand object oriented programming concepts, and apply them in problem solving.
- To learn the basics of java Console and GUI based programming.

#### UNIT – I

**OOP concepts** – Data abstraction, encapsulation, inheritance, benefits of inheritance, polymorphism, classes and objects, Procedural and object oriented programming paradigms.

**Java programming** – History of Java, comments, data types variables constants, scope and life time of variables, operators, operator hierarchy, expressions, type conversion and casting, enumerated types, , simple java stand along programs, arrays, console input and output, formatting output, constructors, methods, parameter passing, static fields and methods, access control, this reference, overloading methods and constructors, recursion, garbage collection, building strings, exploring string class.

#### UNIT- II

**Inheritance** – inheritance hierarchies, super and sub classes, Member access rules, super keyword, preventing inheritance: final classes and methods, the Object class and its methods.

**Polymorphism** – dynamic binding, method overriding, abstract classes and methods.

**Interfaces** – interfaces vs. Abstract classes, defining an interface implementing interfaces, accessing implementations through interface references, extending interface.

**Inner classes** – Uses of inner classes, local inner classes, anonymous inner classes, static inner classes, examples.

**Packages** – Defining, Creating and Accessing a Package, Understanding CLASSPATH, importing packages.

#### UNIT – III

**Exception handling** - Dealing with errors, benefits of exception handling, the classification of exceptions – exception hierarchy, checked exceptions and unchecked exceptions, usage of try, catch, throw, throws and finally, re-throwing exceptions, exception specification, built in exceptions, creating own exception sub classes.

**Multithreading** - Differences between multiple processes and multiple threads, thread states, creating threads, interrupting threads, thread priorities, synchronizing threads, inter-thread communication, producer consumer pattern.

#### UNIT – IV

**Collection Framework in Java** - Introduction to Java Collections, Overview of Java Collection Frame work, Generics, Commonly used Collection classes – Array List, Vector, Hash table, Stack, Enumeration, Iterator, String Tokenizer, Random, Scanner, calendar and Properties.

**Files** – Streams – byte streams, character streams, text input/output, binary input/output, random access file operations, File management using File class.

**Connecting to Database** – JDBC Type 1 to 4 drivers, connecting to a database, querying a database and processing the results, updating data with JDBC.

## UNIT – V

**GUI Programming with Java** – The AWT class hierarchy, introduction to Swing, Swing vs AWT, Hierarchy for Swing components, Containers – JFrame, JApplet, JDialog, JPanel, Overview of some swing components – JButton, JLabel, JTextField, JTextArea, Simple swing applications, Layout management – Layout manager types – border, grid and flow

**Event handling** – Events, Event Sources, Event classes, Event Listeners, Relationship between Event sources and Listeners, Delegation event model, Examples: handling a button click, handling mouse events, Adapter classes.

**Applets** – Inheritance hierarchy for applets, differences between applets and applications, life cycle of an applet, passing parameters to applets, applet security issues, **Introduction to Spring.**

### TEXT BOOK:

1. Java Fundamentals – A comprehensive introduction, Herbert Schildt and Dale Skrien, TMH

### REFERENCE BOOKS :

1. Java for Programmers, P.J.Deitel and H.M.Deitel, Pearson education (OR) Java: How to program P.J.Deitel and H.M.Deitel, PHI.
2. Object Oriented Programming through Java, P. Radha Krishna Universities Press.
3. Thinking in Java, Bruce Eckel, Pearson Education.
4. Programming in Java, S.Malhotra and S. Choudhary, Oxford Univ. Press.
5. Spring 3.0, Black book, Dreamtech, Prabhu Sunderraman.

### Course Outcomes:

**At the end of the course student will be able to**

- Define the basic concepts of java programming (Remember K1)
- Understand the oops concepts in java programming (Understand K2)
- Implement error handling and multithreading concepts for multiprocessing (Apply K3)
- Analyze the concepts for storage of data using files and connecting to database. (Analyze K4)
- Evaluating techniques for developing of forms using GUI programming (Evaluate K5)
- Designing of different applications (Create K6)

**SRI INDU COLLEGE OF ENGINEERING & TECHNOLOGY**  
(An Autonomous Institution under UGC, New Delhi)

B.Tech. - II Year – II Semester

L T P C  
0 0 3 1.5

**(R18CSE22L1) Operating Systems Lab**

**Objectives:**

- To use Linux Operating system for study of operating system concepts.
- To write the code to implemented modify various concepts in operating systems using Linux.

**List of Programs:**

1. Simulate the following CPU scheduling algorithms  
a) Round Robin b) SJF c) FCFS d) Priority
2. Simulate all page replacement algorithms  
a) FIFO b) LRU c) LFU d) OPT
3. Simulate Paging Technique of memory management.
4. Simulate all file allocation strategies  
a) Sequential b) Indexed c) Linked
5. Simulate all File Organization Techniques  
a) Single level directory b) Two level c) Hierarchical d) DAG
6. Simulate Bankers Algorithm for Dead Lock Avoidance
7. Simulate Bankers Algorithm for Dead Lock Detection

**Course Outcomes:**

**At the end of the course student will be able to**

- Examine various CPU scheduling algorithms to identify the best scheduling algorithm as per software requirement. **(K3- Apply)**
- Justify the various page replacement algorithms in memory management to assess the effective memory utilization. **(K5-Evaluate)**
- Experiment the paging and segmentation concepts for memory management. **(K3-Apply)**
- Develop the File Allocation and File Organization Techniques. **(K6-Create)**
- Generate the resource-allocation graph for dead lock detection. **(K6-Create)**
- Compose the Banker's Algorithm for implementing the dead lock avoidance concept. **(K6-Create)**

## SRI INDU COLLEGE OF ENGINEERING & TECHNOLOGY

(An Autonomous Institution under UGC, New Delhi)

B.Tech. - II Year – II Semester

L T P C  
0 0 3 1.5

### (R18CSE22L2) Database Management Systems Lab

#### Objectives:

- This lab enables the students to practice the concept learnt in the subject DBMS by developing a database for an example company named "Roadway Travels" whose description is as follows. The student is expected to practice the designing, developing and querying a database in the context of example database "Roadway travels". Students are expected to use "Mysql" database.

#### Roadway Travels

"Roadway Travels" is in business since 1997 with several buses connecting different places in india. Its main office is located in Hydearabd.

The company wants to computerize its operations in the following areas:

- Reservation and Ticketing
- Cancellations

#### Reservation & Cancellation:

Reservations are directly handled by booking office. Reservations can be made 30 days in advance and tickets issued to passenger. One Passenger/person can book many tickets (to his/her family).

Cancellations are also directly handed at the bokking office.

In the process of computerization of Roadway Travels you have to design and develop a Database which consists the data of Buses, Passengers, Tickets, and Reservation and cancellation details. You should also develop query's usinf SQL to retrieve the data from database.

The above process involves many steps like 1. Analyzing the problem and identifying the Entities and Relationships, 2. E-R Model 3. Relational Model 4. Normalization 5. Creating the database 6. Querying. Students are supposed to work on these steps week wise and finally create a complete "Database System" to Roadway Travels. Examples are given at every experiment for guidance to students.

#### Experiment 1: E-R Model

Analyze the carefully and come up with the entities in it. Identitfy what data has to be persisted in the database. This contains the entities, attributes etc.

Identify the primary keys for all the entities. Identify the others keys like candidate keys, partial keys, if any.

#### Example: Entities:

1. BUS
2. Ticket
3. Passenger

#### Relationships:

1. Reservation
2. Cancellation



**PRIMARY KEY ATTRIBUTES:**

1. Ticket ID (Ticket Entity)
2. Passport ID (Passenger Entity)
3. Bus\_No (Bus Entity)

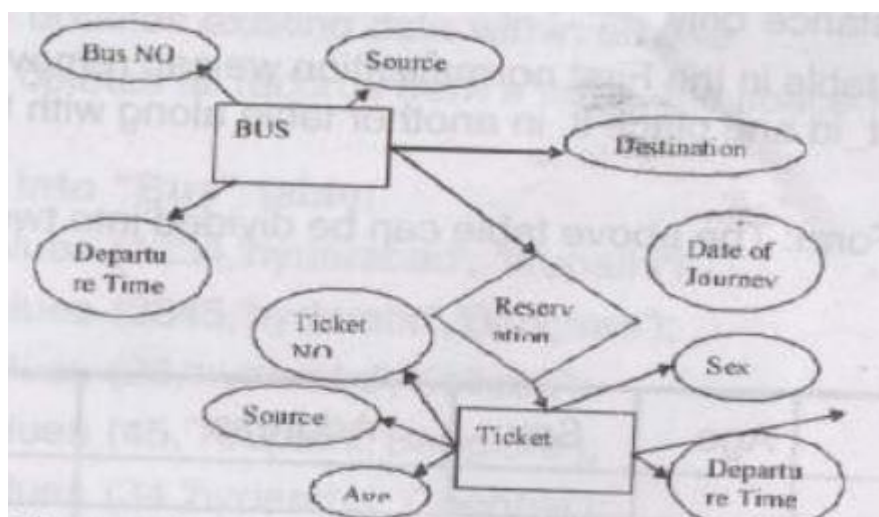
Apart from the above mentioned entities you can identify more. The above mentioned are few.

Note: The student is required to submit a document by writing the Entities and keys to the lab teacher.

**Experiment 2: Concept design with E-R Model**

Relate the entities appropriately. Apply cardinalities for each relationship. Identify strong entities and weak entities (if any). Indicate the type of relationships (total / partial). Try to incorporate generalization, aggregation, specialization etc wherever required.

**Example: E-R diagram for bus**



Note: The student is required to submit a document by drawing the E-R Diagram to the lab teacher.

**Experiment 3: Relational Model**

Represent all the entities (Strong, Weak) in tabular fashion. Represent relationships in a tabular fashion. There are different ways of representing relationships as tables based on the requirement. Different types of attributes (Composite, Multi-valued, and Derived) have different way of representation.

Example: The passenger tables look as below. This is an example. You can add more attributes based on E-R model. This is not a normalized table.

**Passenger**

Name	Age	Sex	Address	Ticket_id	Passport ID

Note: The student is required to submit a document by Represent relationships in a tabular fashion to

the lab teacher.

**Experiment 4: Normalization**

Database normalization is a technique for designing relational database tables to minimize duplication of information and, in so doing, to safeguard the database against certain types of logical or structural problems, namely data anomalies. For example, when multiple instances of a given piece of information occur in a table, the possibility exists that these instances will not be kept consistent when the data within the table is updated, leading to a loss of data integrity. A table that is sufficiently normalized is less vulnerable to problems of this kind, because its structure reflects the basic assumptions for when multiple instances of the same information should be represented by a single instance only.

For the above table in the First normalization we can remove the multiple valued attribute Ticket\_id and place it in another table along with the primary key of passenger.

First Normal Form: The above table can be divided into two tables as shown below.

Passenger

Name	Age	Sex	Address	Passport ID

Passport ID	Ticket_id

You can do the second and third normal forms if required. Any how Normalized tables are given at the end.

**Experiment 5: Installation of MySQL and practice DDL commands**

Installation of MySQL. In this week you will learn Creating databases, How to create tables, altering the database, dropping tables and databases if not required. You will also try truncate, rename commands etc.

Example for creation of a normalized "Passenger" table.

```
CREATE TABLE Passenger(
    Passport_id INTEGER PRIMARY KEY,
    Name VARCHAR(50) NOT NULL,
    Age INTEGER NOT NULL,
    Sex CHAR,
    Address VARCHAR(50) NOT NULL
```

);

Similarly create all other tables.

**Note: Detailed creation of tables is given at the end.**

**Experiment 6: Practicing DML commands**

DML commands are used for managing data within schema objects. Some examples:

- SELECT - retrieve data from the database
- INSERT - insert data into a table
- UPDATE - updates existing data within a table
- DELETE - deletes all records from a table, the space for the records remain

**insert values into "Bus" table:**

```
insert into Bus values (1234, 'hyderabad', 'tirupathi');
```

```
insert into Bus values(2345, 'hyderabad', 'banglore');
```

```
insert into Bus values(23, 'hyderabad', 'kolkata');
```

```
insert into Bus values(45, 'tirupathi', 'bangalore');
```

```
insert into Bus values(34, 'hyderabad', 'chennai');
```

**insert values into "Passenger" table:**

```
insert into Passenger values(1, 45, 'ramesh', 45, 'M', 'abc123');
```

```
insert into Passenger values(2, 78, 'geetha', 36, 'F', 'abc124');
```

```
insert into Passenger values(45, 90, 'ram', 30, 'M', 'abc12');
```

```
insert into Passenger values(67, 89, 'ravi', 50, 'M', 'abc14');
```

```
insert into Passenger values(56, 22, 'seetha', 32, 'F', 'abc55');
```

**Few more Examples of DML commands:**

```
SELECT * FROM Bus; (selects all the attributes and displays)
```

```
UPDATE Bus SET Bus_No = 1 WHERE Bus_No = 2;
```

**Experiment 7: Querying**

In this week you are going to practice queries(along with sub queries) using ANY, ALL, IN, EXISTS, NOT EXIST, UNION, INTERSECT, Constraints etc.

**Practice the following Queries:**

1. Display unique PNR\_No of all passengers.
2. Display all the names of male passengers.
3. Display the ticket numbers and names of all the passengers.
4. Find the ticket numbers of the passengers whose name start with 'r' and ends with 'h'.
5. Find the names of passengers whose age is between 30 and 45.
6. Display all the passengers names beginning with 'A'

7. Display the sorted list of passengers names.

### **Experiment 8 and Experiment 9: Querying (continued...)**

You are going to practice queries using Aggregate functions (COUNT, SUM, AVG, MAX, and MIN), GROUP BY, HAVING and Creation and dropping of VIEWS.

1. Write a Query to display the information present in the Passenger and cancellation tables. Hint: Use UNION Operator.
2. Display the number of days in a week on which the 9W01 bus is available.
3. Find number of tickets booked for each PNR\_No using GROUP BY CLAUSE. Hint: Use GROUP BY on PNR\_No.
4. Find the distinct PNR numbers that are present.
5. Find the number of tickets booked by a passenger where the number of seats is greater than 1. Hint: Use GROUP BY, WHERE and HAVING CLAUSES.
6. Find the total number of cancelled sets.

### **Experiment 10: Triggers**

In this week you are going to work on Triggers. Creation of insert trigger, delete trigger, update trigger. Practice triggers using the above database.

**E.g:**

```
CREATE TRIGGER updatecheck BEFORE UPDATE ON passenger FOR EACH ROW
BEGIN
  IF NEW.TickentNO > 60 THEN
    SET New.TickentNO = TicketNo;
  ELSE
    SET New.TicketNo = 0;
  END IF;
END
```

### **Experiment 11: Procedures**

In this session you are going to learn Creation of stored procedure, Execution of procedure and modification of procedure. Practice procedures using the database.

**E.g:**

```
CREATE PROCEDURE myproc()
BEGIN
  SELECT COUNT(Tickets)
  FROM Ticket
  WHERE age >= 40;
END;
```

### **Experiment 12: Cursors**

In this week you need to do the following: Declare a cursor that defines a result set.

Open the cursor to establish the result set. Fetch the data into local variables as needed from the cursor, one row at a time. Close the cursor when done

```
CREATE PROCEDURE myproc(in_customer_id INT)
```

```
BEGIN
  DECLARE v_id INT;
  DECLARE v_name VARCHAR(30);

  DECLARE c1 CURSOR FOR
  SELECT stdid, stdFirstname FROM students WHERE stdid = in_customer_id;

  OPEN c1;
  FETCH c1 INTO v_id, v_name;
  CLOSE c1;
END;
```

**Tables:**

**BUS**

Bus No: VARCAHR : PK(primary key)

Source: VARCHAR

Destination: VARCHAR

**Passenger**

PPNO: VARCHAR(15) : PK

Name: VARCHAR(15)

Age: INT(4)

Sex: CHAR(10) : Male/Female

Address: VARCHAR(20)

**Passenger\_Tickets**

PPNO: VARCHAR(15) : PK

Ticket\_No: NUMERIC(9)

**Reservation**

PNR\_No: NUMERIC(9) : FK

Journey\_date: DATETIME(8)

No\_of\_seats: INT(8)

Address: VARCHRA(50)

Contact\_No: NUMERIC(9) --> Should not less than 9 and Should not accept any other character other than interger

STATUS: CHAR(2) : Yes/No

**Cancellation**

PNR\_No: NUMERIC(9) : FK

Journey\_date: DATETIME(8)

No\_of\_seats: INT(8)

Address: VARCHRA(50)

Contact\_No: NUMERIC(9) --> Should not less than 9 and Should not accept any other character other than interger

STATUS: CHAR(2) : Yes/No

**Ticket**

Ticket\_No: NUMERIC(9) : FK

Journey\_date: DATETIME(8)

Age: INT(4)

Sex: CHAR(10) : Male/Female

Source: VARCHAR

Destination: VARCHAR

Dep\_time: VARCHAR

**REFERENCE BOOKS:**

1. Introduction to SQL, Rick F.vander Lans, Pearson education.
2. Oracle PL/SQL, B.Rosenzweig and E.Silvestrova, Pearson education.
3. Oracle PL/SQL Programming, Steven Feuerstein, SPD.
4. SQL & PL/SQL for Oracle 10g, Black Book, Dr. P.S. Deshpande, Dream Tech.
5. Oracle Database 11g PL/SQL Programming, M.Mc Laughlin, TMH.
6. SQL Fundamentals, J.J. Patrick, Pearson Education.

**Course Outcomes:**

**At the end of the course student will be able to**

- Explain the basic requirements i.e. entities, attributes etc. for developing an enterprise database.(**Understand K2**)
- Illustrate the relationship among the entities and attributes with the help of E-R model for the given enterprise database design. (**Apply K3**)
- Assess the key constraints on the given entities of an enterprise database for performing efficient manipulations on them.(**Evaluate K5**)
- Apply the normalization techniques among the entities for handling various anomalies. ( **Apply K3**)
- Experiment the various DML and DDL commands for the specified enterprise database. (**Apply K3**)
- Build queries to perform various manipulations on the given enterprise database for generating different reports.(**Create K6**)

**SRI INDU COLLEGE OF ENGINEERING & TECHNOLOGY**  
**(An Autonomous Institution under UGC, New Delhi)**

**B.Tech. - II Year – II Semester**

<b>L</b>	<b>T</b>	<b>P</b>	<b>C</b>
<b>0</b>	<b>0</b>	<b>2</b>	<b>1</b>

**(R18CSE22L3) Java Programming Lab**

**Objectives:**

- To introduce java compiler and eclipse platform.
- To impart hand on experience with java programming.

**Note:**

- i. Use Linux and MySQL for the Lab Experiments. Though not mandatory, encourage the use of Eclipse platform.
  - ii. The list suggests the minimum program set. Hence, the concerned staff is requested to add more problems to the list as needed.
1. Use Eclipse or Netbean platform and acquaint with the various menus. Create a test project, add a test class and run it. See how you can use auto suggestions, auto fill. Try code formatter and code refactoring like renaming variables, methods and classes. Try debug step by step with a small program of about 10 to 15 lines which contains at least one if else condition and a for loop.
  2. Write a Java program that works as a simple calculator. Use a grid layout to arrange buttons for the digits and for the +, -, \*, % operations. Add a text field to display the result. Handle any possible exceptions like divided by zero.
  3.
    - a. Develop an applet in Java that displays a simple message.
    - b. Develop an applet in Java that receives an integer in one text field, and computes its factorial Value and returns it in another text field, when the button named "Compute" is clicked.
  4. Write a Java program that creates a user interface to perform integer divisions. The user enters two numbers in the text fields, Num1 and Num2. The division of Num1 and Num2 is displayed in the Result field when the Divide button is clicked. If Num1 or Num2 were not an integer, the program would throw a Number Format Exception. If Num2 were Zero, the program would throw an Arithmetic Exception. Display the exception in a message dialog box.
  5. Write a Java program that implements a multi-thread application that has three threads. First thread generates random integer every 1 second and if the value is even, second thread computes the square of the number and prints. If the value is odd, the third thread will print the value of cube of the number.
  6. Write a Java program that connects to a database using JDBC and does add, delete, modify and retrieve operations.
  7. Write a Java program that simulates a traffic light. The program lets the user select one of three lights: red, yellow, or green with radio buttons. On selecting a button, an appropriate message with "Stop" or "Ready" or "Go" should appear above the buttons in selected color. Initially there is no message shown.
  8. Write a Java program to create an abstract class named Shape that contains two integers and an empty method named printArea(). Provide three classes named Rectangle, Triangle and Circle such that each one of the classes extends the class Shape. Each one of the classes contains only



the method `printArea()` that prints the area of the given shape.

9. Suppose that a table named `Table.txt` is stored in a text file. The first line in the file is the header, and the remaining lines correspond to rows in the table. The elements are separated by commas. Write a Java program to display the table using Labels in Grid Layout.
10. Write a Java program that handles all mouse events and shows the event name at the center of the window when a mouse event is fired (Use Adapter classes).
11. Write a Java program that loads names and phone numbers from a text file where the data is organized as one line per record and each field in a record are separated by a tab ( ). It takes a name or phone number as input and prints the corresponding other value from the hash table (hint: use hash tables).
12. Implement the above program with database instead of a text file.
13. Write a Java program that takes tab separated data (one record per line) from a text file and inserts them into a database.
14. Write a Java program that prints the meta-data of a given table.

**TEXT BOOK:**

1. Java Fundamentals - A comprehensive Introduction, Herbert Schildt and Dale Skrien, TMH.

**REFERENCE BOOKS:**

1. Java for Programmers, P.J. Deitel and H.M. Deitel, Pearson Education (OR) Java: How to Program P.J. Deitel and H.M. Deitel, PHI.
2. Object Oriented Programming through Java, P. Radha Krishna, Universities Press.
3. Thinking in Java, Bruce Eckel, Pearson Education.
4. Programming in Java, S. Malhotra and S. Choudhary, Oxford Univ. Press.

**Course Outcomes:**

**At the end of the course student will be able to**

- Recall the basic concepts of Java programming (**Remembering K1**).
- Translate the given user requirement into the program format using Java compiler and Eclipse platform (**Understanding K2**).
- Implement multithreading with `n` threads for multiprocessing and handle exception using exception handling techniques (**Applying K3**).
- Analyze the concepts for storage of data using files and connecting to database using JDBC (**Analyzing K4**).
- Evaluating techniques for developing of forms using GUI programming and different layouts (**Evaluating K5**).
- Construct an application that prints meta-data of a given table (**Creating K6**).

**SRI INDU COLLEGE OF ENGINEERING & TECHNOLOGY**  
(An Autonomous Institution under UGC, New Delhi)

**B.Tech. - II Year – II Semester**

**L T P C**  
**3 0 0 0**

**(R18MAC2200) Intellectual Property Rights**

**UNIT – I: Introduction to Intellectual property:**

Introduction, types of intellectual property, international organizations, agencies and treaties, importance of intellectual property rights.

**UNIT – II: Trade Marks:**

Purpose and function of trademarks, acquisition of trade mark rights, protectable matter, selecting, and evaluating trade mark, trade mark registration processes.

**UNIT – III: Law of copy rights :**

Fundamental of copy right law, originality of material, rights of reproduction, rights to perform the work publicly, copy right ownership issues, copy right registration, notice of copy right, international copy right law. Law of patents: Foundation of patent law, patent searching process, ownership rights and transfer

**UNIT – IV: Trade Secrets:**

Trade secrete law, determination of trade secrete status, liability for misappropriations of trade secrets, protection for submission, trade secrete litigation. Unfair competition: Misappropriation right of publicity, false advertising.

**UNIT – V: New development of intellectual property:**

New developments in trade mark law; copy right law, patent law, intellectual property audits. International overview on intellectual property, international – trade mark law, copy right law, international patent law, and international development in trade secrets law.

**TEXT BOOKS & REFERENCES:**

- Intellectual property right, Deborah. E. Bouchoux, Cengage learning.
- Intellectual property right – Unleashing the knowledge economy, prabuddha ganguli, Tate McGraw Hill Publishing company ltd.,

**Course outcomes:**

**At the end of the course student will be able to**

- Define intellectual property rights(Remembering)
- Describe the functions of trade marks(understanding)
- Apply law of copyrights(applying)
- Develop procedural knowledge to legal systems (apply)
- Solve the problem relating to intellectual property rights(create)
- Compare and contrast the different terms of intellectual property protection in terms of the key differences and similarities(analyzing)

## SRI INDU COLLEGE OF ENGINEERING & TECHNOLOGY

(An Autonomous Institution under UGC, New Delhi)

**B.Tech. - III Year – I Semester**

**L T P C**

**3 0 0 3**

### (R18MBA2201) Business Economics & Financial Analysis

#### **Objectives:**

To enable the student to understand and appreciate, with a particular insight, the importance of certain basic issues governing the business operations namely; demand and supply, production function, cost analysis, markets, forms of business organizations, capital budgeting and financial accounting and financial analysis.

#### **Unit I**

**Introduction & Demand Analysis:** Definition, Nature and Scope of Managerial Economics. Demand Analysis: Demand Determinants, Law of Demand and its exceptions. Elasticity of Demand: Definition, Types, Measurement and Significance of Elasticity of Demand. Demand Forecasting, Factors governing demand forecasting, methods of demand forecasting.

#### **Unit II**

**Production & Cost Analysis:** Production Function - Isoquants and Isocosts, MRTS, Least Cost Combination of Inputs, Cobb-Douglas Production function, Laws of Returns, Internal and External Economies of Scale. Cost Analysis: Cost concepts. Break-even Analysis (BEA)- Determination of Break-Even Point (simple problems) - Managerial Significance.

#### **Unit III**

**Markets & New Economic Environment:** Types of competition and Markets, Features of Perfect competition, Monopoly and Monopolistic Competition. Price-Output Determination in case of Perfect Competition and Monopoly. Pricing: Objectives and Policies of Pricing. Methods of Pricing. Business: Features and evaluation of different forms of Business Organisation: Sole Proprietorship, Partnership, Joint Stock Company, Public Enterprises and their types, New Economic Environment: Changing Business Environment in Post-liberalization scenario.

#### **Unit IV**

**Capital Budgeting:** Capital and its significance, Types of Capital, Estimation of Fixed and Working capital requirements, Methods and sources of raising capital - Trading Forecast, Capital Budget, Cash Budget. Capital Budgeting: features of capital budgeting proposals, Methods of Capital Budgeting: Payback Method, Accounting Rate of return (ARR) and Net Present Value Method (simple problems).

#### **Unit V**

**Introduction to Financial Accounting & Financial Analysis:** Accounting concepts and Conventions - Introduction IFRS - Double - Entry Book Keeping, Journal, Ledger, Trial Balance - Final Accounts (Trasing Account, Profit and Loss Account and Balance Sheet with simple adjustments). Financial Analysis: Analysis and Interpretation of Liquidity Ratios, Activity Ratios, and Capital structure Ratios and Profitability ratios. Du Pont Chart.

#### **TEXT BOOKS:**

1. Varshney & Maheswari: Managerial Economics, Sultan Chand, 2009.

2. S.A. Siddiqui & A.S. Siddiqui, Managerial Economics and Financial Analysis, New Age international Publishers, Hyderabad 2013.
3. M. Kasi Reddy & Saraswathi, Managerial Economics and Financial Analysis, PHI New Delhi, 2012.

**REFERENCES:**

1. Ambrish Gupta, Financial Accounting for Management, Pearson Education, New Delhi, 2012.
2. H. Craig Peterson & W. Cris Lewis, Managerial Economics, Pearson, 2012.
3. Lipsey & Chrystel, Economics, Oxford University Press, 2012.
4. Domnick Salvatore: Managerial Economics In a Global Economy, Thomson, 2012.
5. Narayanaswamy: Financial Accounting - A Managerial Perspective, Pearson, 2012.
6. S.N. Maheswari & S.K. Maheswari, Financial Accounting, Vikas, 2012.
7. Truet and Truet: Managerial Economics: Analysis, Problems and Cases, Wiley, 2012.
8. Dwivedi: Managerial Economics, Vikas, 2012.
9. Shailaja & Usha: MEFA, University Press, 2012.
10. Aryasri: Managerial Economics and Financial Analysis, TMH, 2012.
11. Vijay Kumar & Appa Rao, Managerial Economics & Financial Analysis, Cengage 2011.
12. J.V. Prabhakar Rao & P.V. Rao, Managerial Economics & Financial Analysis, Maruthi Publishers, 2011.

**Course Outcomes:**

**At the end of the course student will be able to**

- describe the market dynamics namely, demand and supply, demand forecasting, elasticity of demand and supply, pricing methods and pricing in different market structures.(Understanding)
- Gain an insight into how production function is carried out to achieve least cost combination of inputs and cost analysis.(Remembering)
- Develop an understanding of markets and new economic environment(Analyzing)
- Analyze how capital budgeting decisions are carried out.(Create)
- explain the framework for both manual and computerized accounting process(Understanding)
- Know how to analyze and interpret the financial statements through ratio analysis.(Analyzing)

**SRI INDU COLLEGE OF ENGINEERING & TECHNOLOGY**  
(An Autonomous Institution under UGC, New Delhi)

B.Tech. - III Year – I Semester

L T P C  
3 0 0 3

**(R18CSE3102) Software Engineering**

**Objectives:**

- To understanding of software process models such as waterfall and evolutionary models.
- To understanding of software requirements and SRS document.
- To understanding of different software architectural styles.
- To understanding of software testing approaches such as unit testing and integration testing.
- To understanding on quality control and how to ensure good quality software.

**UNIT - I:**

**Introduction to Software Engineering:** The evolving role of software, Changing Nature of Software, Legacy Software, Software myths.

**A Generic view of process:** Software engineering- A layered technology, a process framework, The Capability Maturity Model Integration (CMMI), Process patterns, process assessment, personal and team process models.

**Process models:** The waterfall model, Incremental process models, Evolutionary process models, The Unified process.

**UNIT - II:**

**Software Requirements:** Functional and non-functional requirements, User requirements, System requirements, Interface specification, the software requirements document.

**Requirements engineering process:** Feasibility studies, Requirements elicitation and analysis, Requirements validation, Requirements management.

**System models :** Context Models, Behavioral models, Data models, Object models, structured methods.

**UNIT - III:**

**Design Engineering:** Design process and Design quality, Design concepts, the design model, pattern based software design.

**Creating an architectural design:** software architecture, Data design, Architectural styles and patterns, Architectural Design, assessing alternative architectural designs, mapping data flow into a software architecture.

**Modeling component-level design :** Designing class-based components, conducting component-level design, Object constraint language, designing conventional components.

**Performing User interface design:** Golden rules, User interface analysis and design, interface analysis, interface design steps, Design evaluation.

**UNIT - IV:**

**Testing Strategies:** A strategic approach to software testing, test strategies for conventional software, Black-Box and White-Box testing, Validation testing, System testing, the art of Debugging.

**Product metrics:** Software Quality, Frame work for Product metrics, Metrics for Analysis Model, Metrics for Design Model, Metrics for source code, Metrics for testing, Metrics for maintenance.

Metrics for Process and Products: Software Measurement, Metrics for software quality.

**UNIT - V:**

**Risk Management:** Reactive vs Proactive Risk strategies, software risks, Risk identification, Risk projection, Risk refinement, RMMM, RMMM Plan.

**Quality Management:** Quality concepts, Software quality assurance, Software Reviews, Formal technical reviews, Statistical Software quality Assurance, Software reliability, The ISO 9000 quality standards.

**TEXT BOOKS :**

1. Software Engineering A practitioner's Approach, Roger S Pressman, 6th edition. McGrawHill International Edition.
2. Software Engineering, Ian Sommerville, 7th edition, Pearson education.

**REFERENCE BOOKS :**

1. Software Engineering, A Precise Approach, Pankaj Jalote, Wiley India, 2010.
2. Software Engineering: A Primer, Waman S Jawadekar, Tata McGraw-Hill, 2008
3. Fundamentals of Software Engineering, Rajib Mall, PHI, 2005
4. Software Engineering, Principles and Practices, Deepak Jain, Oxford University Press.
5. Software Engineering1: Abstraction and modelling, Diner Bjorner, Springer International edition, 2006.
6. Software Engineering2: Specification of systems and languages, Diner Bjorner, Springer International edition 2006.
7. Software Engineering Foundations, Yingux Wang, Auerbach Publications, 2008.
8. Software Engineering Principles and Practice, Hans Van Vliet, 3rd edition, John Wiley & Sons Ltd.
9. Software Engineering3: Domains, Requirements, and Software Design, D. Bjorner, Springer International Edition.
10. Introduction to Software Engineering, R. J. Leach, CRC Press.

**Course Outcomes:**

**At the end of the course student will be able to**

- Analyze the knowledge of Software Engineering principles of large scale software systems, and the process models that are used to build them.(Analyzing)
- Differentiate the functional and non-functional requirements, user and system requirements with respect to preparing the SRS document and perform feasibility study, validation of the gathered requirements.(Understanding)
- Illustrate various system models with respect to the nature of software to be developed.
- Design software architecture for the specified application or problem.(Create)
- Develop and apply testing strategies for software applications.(Create)
- Evaluate Quality control and how to ensure good quality software(Evaluate)

**SRI INDU COLLEGE OF ENGINEERING & TECHNOLOGY**  
(An Autonomous Institution under UGC, New Delhi)

**B.Tech. - III Year – I Semester**

**L T P C**  
**3 1 0 3**

**(R18INF3101) Data Communication & Computer Networks**

**Course Objectives:**

- To introduce the fundamental various types of computer networks.
- To demonstrate the TCP/IP and OSI models with merits and demerits.
- To explore the various layers of OSI Model.
- To introduce UDP and TCP Models.

**UNIT – I:**

**Data Communications:** Components – Direction of Data flow – Networks – Components and Categories – Types of Connections – Topologies – Protocols and Standards – ISO / OSI model, Example Networks such as ATM, Frame Relay, ISDN Physical layer: Transmission modes, Multiplexing, Transmission Media, Switching, Circuit Switched Networks, Datagram Networks, and Virtual Circuit Networks.

**UNIT – II:**

**Data link layer:** Introduction, Framing, and Error – Detection and Correction – Parity – LRC – CRC Hamming code, Flow and Error Control, Noiseless Channels, Noisy Channels, HDLC, Point to Point Protocols. 111 Medium Access sub layer: ALOHA, CSMA/CD, LAN – Ethernet IEEE 802.3, IEEE 802.5 – IEEE 802.11, Random access, Controlled access, Channelization.

**UNIT – III:**

**Network layer:** Logical Addressing, Internetworking, Tunneling, Address mapping, ICMP, IGMP, Forwarding, Uni-Cast Routing Protocols, Multicast Routing Protocols.

**UNIT – IV:**

**Transport Layer:** Process to Process Delivery, UDP and TCP protocols, Data Traffic, Congestion, Congestion Control, QoS, Integrated Services, Differentiated Services, QoS in Switched Networks.

**UNIT – V:**

**Application Layer:** Domain name space, DNS in internet, electronic mail, SMTP, FTP, WWW, HTTP, SNMP.

**TEXT BOOKS:**

1. Data Communications and Networking, Behrouz A. Forouzan, Fourth Edition TMH, 2006.
2. Computer Networks, Andrew S Tanenbaum, 4th Edition. Pearson Education, PHI.

**REFERENCES:**

- Data communications and Computer Networks, P.C .Gupta, PHI.
- An Engineering Approach to Computer Networks, S. Keshav, 2nd Edition, Pearson Education Ross, 3 rd Edition, Pearson Education.
- Data and Computer Communication.
- Understanding communications and Networks, 3rd Edition, W.A. Shay, Cengage Learning.



- Computer Networking: A Top-Down Approach Featuring the Internet. James F. Kurose & Keith W. William Stallings, Sixth Edition, Pearson Education, 2000

**Course Outcomes:**

**At the end of the course, the student will be able to**

- Describe the seven layers of OSI Protocol hierarchy(Remembering)
- Differentiate wireless communication satellite and cellular radio satellite(Analyzing)
- Define cradles telephone , basic telephone procedures and standard telephone set (Remembering)
- explain the terminology and concepts of the OSI reference model and the TCP-IP reference model.(Understanding)
- Describe various networking concepts.(Understanding)
- Illustrate various Internet Transport Protocols.(Understanding)

**SRI INDU COLLEGE OF ENGINEERING & TECHNOLOGY**  
(An Autonomous Institution under UGC, New Delhi)

**B.Tech. - III Year – I Semester**

**L T P C**  
**3 0 0 3**

**(R18INF3102) Web Programming**

**Objectives:**

- To introduce PHP language for server side scripting
- To introduce XML and processing of XML Data with Java
- To Introduce Server Side Programming with Java Servlets and JSP
- To Introduce Client side scripting with Javascript and AJAX

**UNIT – I**

**Introduction to PHP :** Declaring Variables, data types, arrays, string operators, expressions, control structures, functions, Reading data from web from controls like text boxes, radio buttons, ,lists etc., Handling File Uploads, Connecting to database (MySQL as reference), executing simple queries, handling results, Handling sessions and cookies.

**File Handling in PHP:** File operations like opening, closing, reading, writing, appending, deleting etc. on text and binary files, listing directories.

**UNIT - II**

**XML:** Introduction to XML, Defining XML tags, their attributes and values, Document Type Definition, XML Schemas, Document Object Model, XHTML **Parsing XML Data** – DOM and SAX in java.

**UNIT – III**

**Introduction to Servlets:** Common Gateway Interface (CGI), Lifecycle of a servlet, deploying a servlet, The Servlet API, Reading Servlet parameters, Reading Initialization parameters, Handling Http Request & Responses, Using Cookies and Sessions, connecting to a database using JDBC.

**UNIT – IV**

**Introduction to JSP:** The Anatomy of a JSP Page, JSP Processing, Declarations, Directives, Expressions, Code Snippets, Implicit objects, Using Beans in JSP pages, Using Cookies and Session for Session tracking, connecting to database in JSP.

**UNIT – V**

**Client side Scripting :** Introduction to Javascript: Javascript Language – declaring variables, scope of variables, functions, evnt handlers (onclick, onsubmit etc.), Document Object Model, Form Validation. Simple AJAX application.

**TEXT BOOKS:**

1. Web Technologies, Uttam K Roy, Oxford University Press
2. The Complete Reference PHP – Steven Holzner, Tata McGraw-Hill

**REFERENCE BOOKS:**

1. Web Programming, building internet applications, Chris Bates 2<sup>nd</sup> Edition, Wiley Dreamtech.
2. Java Server Pages – Hans Bergsten, SPD O'Reilly
3. Java Script, D. Flanagan, O'Reilly, SPD

4. Beginning Web Programming- Jon Duckett WROX.
5. Programming world wide web, R.W. Sebesta, Fourth Edition, Pearson
6. Internet and World Wide Web – How to program, Dietel and Nieto, Pearson

**Course Outcomes:**

**At the end of the course, the student will be able to**

- Describe PHP and PHP utilities for server side scripting(Understanding)
- Implement the XML programme using PARSING METHODS(Create)
- Justify Server side programming with Java SERVLET'S and JSP(Evaluating)
- Develop the JSP page and connecting to Data Base(Create)
- Discuss about java script with declaration of variables and functions(Create)
- Develop a college web site using PHP(Create)

**SRI INDU COLLEGE OF ENGINEERING & TECHNOLOGY**  
(An Autonomous Institution under UGC, New Delhi)

**B.Tech. - III Year – I Semester**

**L T P C**  
**3 0 0 3**

**Professional Elective-I**  
**(R18CSE3111) Advanced Computer Architecture**

**Objectives:**

- Understand The Micro-Architectural Design Of Processors
- Learn About The Various Techniques Used To Obtain Performance Improvement And Power Savings In Current Processors

**UNIT – I**

Fundamental of computer design-technology trends –cost-measuring and reporting performance quantitative principle of computer design.

**UNIT – II**

Instruction set principles and examples-classifying instruction set memory addressing –type and size of operands –addressing modes for signal processing –instruction level parallelism(ILP)-over coming data hazards –high performance instruction delivery-limitation of ILP

**UNIT – III**

ILP software approach-compiler techniques-static branch protection –VLIW approach –HW support for more ILP at compile time-H W verses S.W solutions

**UNIT – IV**

Memory hierarchy design-cache performance –reducing cache misses penalty and miss rate-virtual memory-protection and example of VM. multiprocessors and thread level parallelism

**UNIT – V**

Storage Systems –Types-Buses –Raid-Errors And Failures.

Inter connection networks and clusters-interconnection network media-practical issues in interconnecting network

**TEXT BOOKS:**

1.Computer Architecture A Quantitative Approach 3<sup>rd</sup> Edition John L.Hennessy &David A. Patterson Morgan Kufmann(An Imprint Of Elsevier )

**REFERENCE BOOK:**

1. “Computer Architecture and Parallel Processing”Kai Hwang and A. Briggs international Edition McGraw-Hill.
2. Advanced computer Architecture, dezso sima, Terence fountain, peter kacsuk, person.
3. Parallel computer Architecture, a hardware /software approach ,david e.culler, jaswinder pal singh with anoop gupta, Elsevier

**Course Outcomes:**

At the end of the course, the student should be able to:

- Evaluate Performance Of Different Architectures With Respect To Various Parameters(Evaluating)
- Analyze Performance Of Different ILP Techniques(Analyzing)
- Identify Cache and Memory Related Issues in Multi-Processors Possess the skill for representing knowledge using the appropriate technique.(Applying)
- describe the design issues relating to the architectural options(Understanding)
- describe the challenges faced in the implementation of these high performance system(Understanding)
- Identify, assess contemporary practical examples and con temporary application areas.(Applying)

## SRI INDU COLLEGE OF ENGINEERING & TECHNOLOGY

(An Autonomous Institution under UGC, New Delhi)

B.Tech. - III Year – I Semester

L	T	P	C
3	0	0	3

### Professional Elective-I (R18CSE3101) Formal Languages & Automata Theory

#### Objectives:

The purpose of this course is to acquaint the student with an overview of the theoretical foundations of computer science from the perspective of formal languages.

- Classify machines by their power to recognize languages.
- Employ finite state machines to solve problems in computing.
- Explain deterministic and non-deterministic machines.
- Comprehend the hierarchy of problems arising in the computer sciences.

#### UNIT I :

**Fundamentals** : Strings, Alphabet, Language, Operations, Finite state machine, definitions, finite automaton model, acceptance of strings, and languages, deterministic finite automaton and non deterministic finite automaton, transition diagrams and Language recognizers.

**Finite Automata** : NFA with  $\hat{\epsilon}$  transitions - Significance, acceptance of languages. Conversions and Equivalence : Equivalence between NFA with and without  $\hat{\epsilon}$  transitions, NFA to DFA conversion, minimisation of FSM, equivalence between two FSM's, Finite Automata with output-Moore and Melay machines.

#### UNIT II :

**Regular Languages** : Regular sets, regular expressions, identity rules, Constructing finite Automata for a given regular expressions, Conversion of Finite Automata to Regular expressions. Pumping lemma of regular sets, closure properties of regular sets (proofs not required).

**Grammar Formalism** : Regular grammars-right linear and left linear grammars, equivalence between regular linear grammar and FA, inter conversion, Context free grammar, derivation trees, sentential forms. Right most and leftmost derivation of strings.

#### UNIT III :

**Context Free Grammars** : Ambiguity in context free grammars. Minimisation of Context Free Grammars. Chomsky normal form, Greiback normal form, Pumping Lemma for Context Free Languages. Enumeration of properties of CFL (proofs omitted).

**Push Down Automata** : Push down automata, definition, model, acceptance of CFL, Acceptance by final state and acceptance by empty state and its equivalence. Equivalence of CFL and PDA, interconversion. (Proofs not required). Introduction to DCFL and DPDA.

#### UNIT IV :

**Turing Machine** : Turing Machine, definition, model, design of TM, Computable functions, recursively enumerable languages. Church's hypothesis, counter machine, types of Turing machines (proofs not required). linear bounded automata and context sensitive language.

#### UNIT V :

**Computability Theory** : Chomsky hierarchy of languages, linear bounded automata and context sensitive language, LR(0) grammar, decidability of problems, Universal Turing Machine, undecidability of posts. Correspondence problem, Turing reducibility, Definition of P and NP

problems, NP complete and NP hard problems.

**TEXT BOOKS :**

1. “Introduction to Automata Theory Languages and Computation”. Hopcroft H.E. and Ullman J. D. Pearson Education
2. Introduction to Theory of Computation – Sipser 2nd edition Thomson

**REFERENCES BOOKS:**

1. Introduction to Formal languages Automata Theory and Computation Kamala Krithivasan Rama R.
2. Introduction to Computer Theory, Daniel I.A. Cohen, John Wiley.
3. Theory Of Computation: A Problem - Solving Approach, Kavi Mahesh, Wiley India Pvt. Ltd.
4. “Elements of Theory of Computation”, Lewis H.P. & Papadimitriou C.H. Pearson /PHI.
5. Theory of Computer Science – Automata languages and computation -Mishra and Chandrashekar, 2nd edition, PHI.

**Course Outcomes:**

**At the end of the course student will be able to**

- Design finite automata to accept a set of strings of a language.(Create)
- Prove that a given language is regular and apply the closure properties of languages.(Evaluating)
- Design context free grammars to generate strings from a context free language and convert them into normal forms.(Create)
- Prove equivalence of languages accepted by Push Down Automata and languages generated by context free grammars(Evaluate)
- Identify the hierarchy of formal languages, grammars and machines.(Applying)
- Distinguish between computability and non-computability and Decidability and Undecidability. (Analyzing)



**SRI INDU COLLEGE OF ENGINEERING & TECHNOLOGY**  
(An Autonomous Institution under UGC, New Delhi)

**B.Tech. - III Year – I Semester**

L	T	P	C
3	0	0	3

**Professional Elective-I**  
**(R18CSE3113) Principles of Programming Languages**

**Objectives:**

- To briefly describe various programming paradigms.
- To provide conceptual understanding of High level language design and implementation.
- To introduce the power of scripting languages.

**UNIT I :**

**Preliminary Concepts:** Reasons for studying, concepts of programming languages, Programming domains, Language Evaluation Criteria, influences on Language design, Language categories, Programming Paradigms – Imperative, Object Oriented, functional Programming , Logic Programming. Programming Language Implementation – Compilation and Virtual Machines, programming environments. **Syntax and Semantics:** general Problem of describing Syntax and Semantics, formal methods of describing syntax - BNF, EBNF for common programming languages features, parse trees, ambiguous grammars, attribute grammars, denotational semantics and axiomatic semantics for common programming language features.

**UNIT II :**

**Data types:** Introduction, primitive, character, user defined, array, associative, record, union, pointer and reference types, design and implementation uses related to these types. Names, Variable, concept of binding, type checking, strong typing, type compatibility, named constants, variable initialization. **Expressions and Statements:** Arithmetic relational and Boolean expressions, Short circuit evaluation mixed mode assignment, Assignment Statements, Control Structures – Statement Level, Compound Statements, Selection, Iteration, Unconditional Statements, guarded commands.

**UNIT III :**

**Subprograms and Blocks:** Fundamentals of sub-programs, Scope of life time of variables, static and dynamic scope, design issues of subprograms and operations, local referencing environments, parameter passing methods, overloaded sub-programs, generic sub-programs, parameters that are sub-program names, design issues for functions user defined overloaded operators, co routines.

**UNIT IV :**

**Abstract Data types:** Abstractions and encapsulation, introductions to data abstraction, design issues, language examples, C++ parameterized ADT, object oriented programming in small talk, C++, Java, C#, Ada 95

**Concurrency:** Subprogram level concurrency, semaphores, monitors, message passing, Java threads, C# threads.

**Exception handling:** Exceptions, exception Propagation, Exception handler in Ada, C++ and Java.

**Logic Programming Language:** Introduction and overview of logic programming, basic elements of prolog, application of logic programming.

**UNIT V:**

**Functional Programming Languages:** Introduction, fundamentals of FPL, LISP, ML, Haskell, application of Functional Programming Languages and comparison of functional and imperative Languages.

**Scripting Language:** Pragmatics, Key Concepts, Case Study: Python- Values and Types, Variables, Storage and Control, Bindings and Scope, Procedural Abstraction, Separate Compilation, Module Library.

**TEXT BOOKS:**

1. Concepts of Programming Languages Robert .W. Sebesta 8/e, Pearson Education, 2008.
2. Programming Language Design Concepts, D. A. Watt, Wiley dreamtech, rp-2007.

**REFERENCE BOOKS:**

1. Programming Languages, 2nd Edition, A. B. Tucker, R. E. Noonan, TMH.
2. Programming Languages, K. C. Louden, 2nd Edition, Thomson, 2003.
3. LISP Patric Henry Winston and Paul Horn Pearson Education.
4. Programming in Prolog, W. F. Clocksin & C. S. Mellish, 5th Edition, Springer.
5. Programming Python, M. Lutz, 3rd Edition, O'reilly, SPD, rp-2007.
6. Core Python Programming, Chun, II Edition, Pearson Education, 2007.
7. Guide to Programming with Python, Michel Dawson, Thomson, 2008

**Course Outcomes:**

**At the end of the course student will be able to**

- Define the syntax-related concepts including context-free grammars, parse trees, recursive-descent parsing, and interpretation(**Remember K1**)
- Illustrate the semantic issues associated with implementations, including variable binding, scoping rules, Expression and Assignment statement and control structures.(**Apply K3**)
- Justify the language abstraction constructs of functions, parameter passing and co routines.(**Evaluate K5**)
- Classify the Abstract Data Types, concurrency and Exception handling in various programming languages.(**Analyze K4**)
- Describe the implementation of Functional programming languages and scripting languages.(**Understand K2**)
- Describe the implementation model of logic programming language.(**Understand K2**)

**SRI INDU COLLEGE OF ENGINEERING & TECHNOLOGY**  
(An Autonomous Institution under UGC, New Delhi)

**B.Tech. - III Year – I Semester**

**L T P C**  
**3 0 0 3**

**Professional Elective -II**  
**(R18CSE3121) Advanced Operating Systems**

Objectives:

- To understand main components of Real time Operating system and their working
- To study the operations performed by OS as a resource manager
- To understand the scheduling policies of DOS
- To implement the working principles of OS
- To study different OS and compare their features

**UNIT I**

Real-time operating systems: Design issues, principles and case study.

**UNIT II**

Distributed operating system: Design issues, features and principles of working, case study.

**UNIT III**

Network operating system: Design issues, working principles and characteristic features, case study.

**UNIT IV**

Kernel development: Issues and development principles, case study.

**UNIT V**

Protection, privacy, access control and security issues, solutions.

TEXT BOOKS:

1. A. Silberschatz - Applied Operating System Concepts, Wiley, 2000.
2. Lubemir F Bic and Alan C. Shaw - Operating System Principles, Pearson Education, 2003.

REFERENCE BOOKS:

1. Operating Systems : Internal and Design Principles - Stallings, 6th ed., PE.
2. Modern Operating Systems, Andrew S Tanenbaum 3rd ed., PE.
3. Operating System Principles- Abraham Silberchatz, Peter B. Galvin, Greg Gagne, 7th ed., John Wiley
4. UNIX User Guide – Ritchie & Yates.
5. UNIX Network Programming - W.Richard Stevens ,1998, PHI.
6. The UNIX Programming Environment – Kernighan & Pike, PE.

**SRI INDU COLLEGE OF ENGINEERING & TECHNOLOGY**  
(An Autonomous Institution under UGC, New Delhi)

**B.Tech. - III Year – I Semester**

**L T P C**  
**3 0 0 3**

**Professional Elective -II**  
**(R18CSE3122) Artificial Intelligence**

**Objectives:**

- To learn the difference between optimal reasoning vs human like reasoning
- To understand the notions of state space representation, exhaustive search, heuristic search along with the time and space complexities.
- To learn different knowledge representation techniques.
- To understand the applications of AI: namely Game Playing, Theorem proving, Expert Systems, Machine Learning and Natural Language Processing

**UNIT – I**

**Introduction:** History, Intelligent Systems, Foundations of AI, Sub areas of AI, Applications Problem Solving – State – Space Search and Control Strategies: Introduction General Problem Solving, Characteristics of Problem, Exhaustive Searches, Heuristic Search Techniques, Iterative-Deepening A\*, Constraint Satisfaction.  
Game Playing, Bounded Look-ahead Strategy and use of Evaluation Functions, Alpha-Beta Pruning.

**UNIT – II**

**Logic Concepts and Logic Programming:** Introduction, Propositional Calculus Propositional Logic, Natural Deduction System, Axiomatic System, Semantic Tableau System in Propositional Logic, Resolution Refutation in Propositions Logic, Predicate Logic, Logic Programming.  
Knowledge Representation: Introduction, Approaches to Knowledge Representation, Knowledge Representation using Semantic Network Extended Semantic Networks for KR, Knowledge Representation using frames.

**UNIT – III**

**Expert System and Applications:** Introduction, Phases in Building Expert Systems, Expert, Application of Expert Systems, List of Sheets and Tools.  
Uncertainty Measure – Probability Theory: Introduction, Probability Theory Bayesian Belief Networks, Certainty Factor Theory, Dempster-Shafer Theory

**UNIT – IV**

**Machine-Learning Paradigms:** Introduction, Machine Learning Systems, Supervised and Unsupervised Learning Inductive Learning, Learning Decision Trees (Text Book 2) Deductive Learning Clustering, Support Vector Machines.  
**Artificial Neural Networks:** Introduction, Artificial Neural Networks, Single-Layer Feed – Forward Networks, Multi-Layer Feed – Forward Networks Radial-Basis Function Networks, Design Issues of Artificial Neural Networks, Recurrent Networks.

**UNIT – V**

**Advanced knowledge Representation Techniques:** Case Grammars Semantic Web.

**Natural Language Processing:** Introduction, Sentence Analysis Phases, Grammars and Parsers, Types of Parsers, Semantic Analysis, Universal Networking knowledge.

**TEXT BOOKS:**

1. Saroj Koushik, Artificial Intelligence, Cengage Learning, 2011.
2. Russell, Novig, Artificial Intelligence, A Modern Approach, Pearson Education, Second Edition, 2004.

**REFERENCE BOOK:**

- 1) Rich Knight, Nair, Artificial Intelligence, Tata McGraw Hill, Third Edition, 2009

**Course Outcomes:**

At the end of the course student will be able to

- Formulate an efficient problem space for a problem expressed in English.(Creating)
- select a search algorithm for a problem and characterize its time and space complexities.(Apply)
- Build skill for representing knowledge using the appropriate technique. (Applying)
- apply AI techniques to solve problems of Game Playing, Expert Systems, Machine Learning and Natural Language Processing.(Applying)
- define machine learning paradigms(Remembering)
- show the knowledge of case grammars semantic web(Remembering)

**SRI INDU COLLEGE OF ENGINEERING & TECHNOLOGY**  
**(An Autonomous Institution under UGC, New Delhi)**

**B.Tech. - III Year – I Semester**

**L T P C**  
**3 0 0 3**

**Professional Elective –II**  
**(R18INF3122) Computer Graphics**

**Course Objectives:**

- To make students understand about fundamentals of Graphics to enable them to design animated scenes for virtual object creations.
- To make the student present the content graphically.

**UNIT – I**

**Introduction:** Application areas of Computer Graphics, overview of graphics systems, video-display devices, raster-scan systems, random scan systems, graphics monitors and work stations and input devices.

**Output primitives:** Points and lines, line drawing algorithms, mid-point circle and ellipse algorithms. Filled area primitives: Scan line polygon fill algorithm, boundary-fill and flood fill algorithms.

**UNIT – II**

**2-D Geometrical transforms:** Translation, scaling, rotation, reflection and shear transformations, matrix representations and homogeneous coordinates, composite transforms, transformations between coordinate systems.

**2-D Viewing:** The viewing pipeline, viewing coordinate reference frame, window to viewport coordinate transformation, viewing functions, Cohen-Sutherland and Cyrus beck line clipping algorithms, Sutherland –Hodgeman polygon clipping algorithm.

**UNIT – III**

**3-D Object representation:** Polygon surfaces, quadric surfaces, spline representation, Hermite curve, Bezier curve and B-spline curves, Bezier and B-spline surfaces, sweep representations, octrees BSP Trees.

**3-D Geometric transformations:** Translation, rotation, scaling, reflection and shear transformations, composite transformations, 3-D viewing: Viewing pipeline, viewing coordinates, view volume and general projection transforms and clipping.

**UNIT – IV**

**Visible surface detection methods:** Classification, back-face detection, depth-buffer, scanline, depth sorting, BSP-tree methods, area sub-division and octree methods.

**Illumination Models and Surface rendering Methods:** Basic illumination models, polygon rendering methods.

**UNIT- V**

**Computer animation:** Design of animation sequence, general computer animation functions, raster animation, computer animation languages, key frame systems, motion specifications.

**TEXT BOOKS:**

- “Computer Graphics C version”, Donald Hearn and M. Pauline Baker, Pearson education.
- “Computer Graphics Second edition”, Zhigand xiang, Roy Plastock, Schaum’s outlines, Tata Mc Graw hill edition.

**REFERENCE BOOKS:**

1. “Computer Graphics Principles & practice”, second edition in C, Foley, Van Dam, Feiner and Hughes, Pearson Education.
2. “Procedural elements for Computer Graphics”, David F Rogers, Tata Mc Graw hill, 2nd edition.
3. “Principles of Interactive Computer Graphics”, Neuman and Sproul, TMH.
4. “Principles of Computer Graphics”, Shalini, Govil-Pai, Springer.
5. “Computer Graphics”, Steven Harrington, TMH
6. Computer Graphics, F. S. Hill, S. M. Kelley, PHI.
7. Computer Graphics, P. Shirley, Steve Marschner & Others, Cengage Learning.
8. Computer Graphics & Animation, M. C. Trivedi, Jaico Publishing House.
9. An Integrated Introduction to Computer Graphics and Geometric Modelling, R. Goldman, CRC Press, Taylor&Francis Group.
10. Computer Graphics, Rajesh K.Maurya, Wiley India.

**Course Outcomes:**

At the end of the course, the student will be able to

- List the basic concepts used in computer graphics(Remembering)
- Implement various algorithms to scan, convert the basic geometrical primitives, transformations, Area filling, clipping. (Create)
- Describe the importance of viewing and projections.(Remembering)
- Define the fundamentals of animation, virtual reality and its related technologies. (Remembering)
- describe a typical graphics pipeline (Understanding)
- Design an application with the principles of virtual reality(Create)



**SRI INDU COLLEGE OF ENGINEERING & TECHNOLOGY**  
(An Autonomous Institution under UGC, New Delhi)

**B.Tech. - III Year – I Semester**

**L T P C**  
**0 0 3 1.5**

**(R18CSE31L1) Software Engineering Lab**

**Course Objectives:**

- To understand the software engineering methodologies involved in the phases for project development.
- To gain knowledge about open source tools used for implementing software engineering methods.
- To exercise developing product-startups implementing software engineering methods.
- Open source Tools: StarUML / UMLGraph / Topcased

**Prepare the following documents and develop the software project startup, prototype model, using software engineering methodology for at least two real time scenarios or for the sample experiments.**

- Problem Analysis and Project Planning -Thorough study of the problem – Identify Project scope, Objectives and Infrastructure.
- Software Requirement Analysis – Describe the individual Phases/modules of the project and Identify deliverables. Identify functional and non-functional requirements.
- Data Modeling – Use work products – data dictionary.
- Software Designing – Develop use case diagrams and activity diagrams, build and test class diagrams, sequence diagrams and add interface to class diagrams.
- Prototype model – Develop the prototype of the product.
- The SRS and prototype model should be submitted for end semester examination.

**List of Sample Experiments:**

Course management system (CMS)

A course management system (CMS) is a collection of software tools providing an online environment for course interactions. A CMS typically includes a variety of online tools and environments, such as:

1. An area for faculty posting of class materials such as course syllabus and handouts
2. An area for student posting of papers and other assignments
3. A grade book where faculty can record grades and each student can view his or her grades
4. An integrated email tool allowing participants to send announcement email messages to the entire class or to a subset of the entire class
5. A chat tool allowing synchronous communication among class participants
6. A threaded discussion board allowing asynchronous communication among participants

In addition, a CMS is typically integrated with other databases in the university so that students enrolled in a particular course are automatically registered in the CMS as participants in that course.

The Course Management System (CMS) is a web application for department personnel, Academic Senate, and Registrar staff to view, enter, and manage course information formerly submitted via paper. Departments can use CMS to create new course proposals, submit changes for existing courses, and track the progress of proposals as they move through the stages of online approval.

### **Easy Leave**

This project is aimed at developing a web based Leave Management Tool, which is of importance to either an organization or a college.

The Easy Leave is an Intranet based application that can be accessed throughout the organization or a specified group/Dept. This system can be used to automate the workflow of leave applications and their approvals. The periodic crediting of leave is also automated. There are features like notifications, cancellation of leave, automatic approval of leave, report generators etc in this Tool.

### **Functional components of the project:**

There are registered people in the system. Some are approvers. An approver can also be a requestor. In an organization, the hierarchy could be Engineers/Managers/Business Managers/Managing Director etc. In a college, it could be Lecturer/Professor/Head of the Department/Dean/Principal etc.

### **Course Outcomes:**

#### **At the end of the course student will be able to**

- Design document, test cases and software configuration management and risk management related document.(Create)
- Develop function oriented and object oriented software design using tools like rational rose.(Applying)
- Perform unit testing and integration testing.(Applying)
- Apply various white box and black box testing techniques(Applying)
- Track the progress of a project using Open project tool.(Evaluate)
- build test cases for software testing(Applying)

**SRI INDU COLLEGE OF ENGINEERING & TECHNOLOGY**  
(An Autonomous Institution under UGC, New Delhi)

**B.Tech. - III Year – I Semester**

**L T P C**  
**0 0 3 1.5**

**(R18INF31L1) Computer Networks & Web Programming Lab**

**Objectives:**

- To Understand the functionalities of various layers of OSI model
- To understand the operating System functionalities.
- To enable the student to program web applications using the following technologies HTML , Javascript ,AJAX ,PHP ,Tomcat Server, Servlets ,JSP

**Part – A : Computer Networks Lab:**

1. Implement the data link layer framing methods such as character, character stuffing and bit stuffing.
2. Implement on a data set of characters the three CRC polynomials – CRC 12, CRC 16 and CRC CCIP .
3. Implement Dijkstra’s algorithm to compute the Shortest path thru a graph.
4. Take an example subnet graph with weights indicating delay between nodes. Now obtain Routing table at each node using distance vector routing algorithm
5. Take an example subnet of hosts. Obtain broadcast tree for it.
6. Take a 64 bit playing text and encrypt the same using DES algorithm.
7. Write a program to break the above DES coding
8. Using RSA algorithm Encrypt a text data and Decrypt the same.

**• System/ Software Requirement**

Intel based desktop PCs LAN CONNECTED with minimum of 166 MHZ or faster processor with atleast 64 MB RAM and 100 MB free disk space

**Outcomes:**

- Ability to understand the encryption and decryption concepts in Linux environment
- Ability to apply appropriate algorithm for the finding of shortest route.
- Ability to configure the routing table.

**Part – B : WEB TECHNOLOGIES LAB**

1. Install the following on the local machine Apache Web Server (if not installed)
  - Tomcat Application Server locally
  - Install MySQL (if not installed)
  - Install PHP and configure it to work with Apache web server and
  - MySQL (if not already configured)
2. Write an HTML page including any required Javascript that takes a number from one text field in the range of 0 to 999 and shows it in another text field in words. If the number is out of range, it should show “out of range” and if it is not a number, it should show “not a number” message in the result box.
3. Write an HTML page that has one input, which can take multi-line text and a submit button. Once

the user clicks the submit button, it should show the number of characters, words and lines in the text entered using an alert message. Words are separated with white space and lines are separated with new line character.

4. Write an HTML page that contains a selection box with a list of 5 countries. When the user selects a country, its capital should be printed next to the list. Add CSS to customize the properties of the font of the capital (color, bold and font size).
5. Create an XML document that contains 10 users information. Write a Java program, which takes User Id as input and returns the user details by taking the user information from the XML document using
  - (a) DOM Parser and
  - (b) SAX parser
6. Implement the following web applications using
  - (a) PHP,
  - (b) Servlets and
  - (c) JSP:
    - i. A user validation web application, where the user submits the login name and password to the server. The name and password are checked against the data already available in Database and if the data matches, a successful login page is returned. Otherwise a failure message is shown to the user.
    - ii. Modify the above program to use an xml file instead of database.
    - iii. Modify the above program to use AJAX to show the result on the same page below the submit button.
    - iv. A simple calculator web application that takes two numbers and an operator (+, -, /, \* and %) from an HTML page and returns the result page with the operation performed on the operands.
    - v. Modify the above program such that it stores each query in a database and checks the database first for the result. If the query is already available in the DB, it returns the value that was previously computed (from DB) or it computes the result and returns it after storing the new query and result in DB.
    - vi. A web application takes a name as input and on submit it shows a hello page where is taken from the request. It shows the start time at the right top corner of the page and provides a logout button. On clicking this button, it should show a logout page with Thank You message with the duration of usage (hint: Use session to store name and time).
    - vii. A web application that takes name and age from an HTML page. If the age is less than 18, it should send a page with “Hello , you are not authorized to visit this site” message, where should be replaced with the entered name. Otherwise it should send “Welcome to this site” message.
    - viii. A web application for implementation:

The user is first served a login page which takes user’s name and password. After submitting the details the server checks these values against the data from a database and takes the following decisions.

If name and password matches, serves a welcome page with user’s full name. If name matches and password doesn’t match, then serves “password mismatch” page If name is not found in the database, serves a registration page, where user’s full name is asked and on submitting the full name, it stores, the login name, password and full name in the database (hint: use session for storing the submitted login name and password)
    - ix. A web application that lists all cookies stored in the browser on clicking “List Cookies” button. Add cookies if necessary

### **Course Outcomes:**

At the end of the course, the student will be able to

- Design a web page using PHP.(Create)
- Develop an XML Program using DOM & SAX.(Applying)

- Evaluate the Server side programming with Java Servlets(Evaluate)
- Implement farming methods(Understand)
- Analyze Distance Vector Routing algorithm for finding shortest path(Analyze)
- Analyze various Error Detection And Error correction methods(Analyze)

## SRI INDU COLLEGE OF ENGINEERING & TECHNOLOGY

(An Autonomous Institution under UGC, New Delhi)

**B.Tech. - III Year – I Semester**

L	T	P	C
0	0	2	1

### (R18HAS31L1) Advanced Communication Skills Lab

#### Introduction

The introduction of the Advanced Communication Skills Lab is considered essential at 3<sup>rd</sup> year level. At this stage, the students need to prepare themselves for their careers which may require them to listen to, read, speak and write in English both for their professional and interpersonal communication in the globalised context.

The proposed course should be a laboratory course to enable students to use ‘good’ English and perform the following:

- Gathering ideas and information to organise ideas relevantly and coherently.
- Engaging in debates.
- Participating in group discussions.
- Facing interviews.
- Writing project/research reports/technical reports.
- Making oral presentations.
- Writing formal letters.
- Transferring information from non-verbal to verbal texts and vice-versa.
- Taking part in social and professional communication.

#### Objectives:

This Lab focuses on using multi-media instruction for language development to meet the following targets:

- To improve the students’ fluency in English, through a well-developed vocabulary and enable them to listen to English spoken at normal conversational speed by educated English speakers and respond appropriately in different socio-cultural and professional contexts.
- Further, they would be required to communicate their ideas relevantly and coherently in writing.
- To prepare all the students for their placements.

#### Syllabus:

The following course content to conduct the activities is prescribed for the Advanced Communication Skills (ACS) Lab:

1. **Activities on Fundamentals of Inter-personal Communication and Building Vocabulary** - Starting a conversation – responding appropriately and relevantly – using the right body language – Role Play in different situations & Discourse Skills- using visuals - Synonyms and antonyms, word roots, one-word substitutes, prefixes and suffixes, study of word origin, business vocabulary, analogy, idioms and phrases, collocations & usage of vocabulary.
2. **Activities on Reading Comprehension** –General Vs Local comprehension, reading for

- facts, guessing meanings from context, scanning, skimming, inferring meaning, critical reading & effective googling.
3. **Activities on Writing Skills** – Structure and presentation of different types of writing – *letter writing/Resume writing/ e-correspondence/ Technical report writing/ Portfolio writing* – planning for writing – improving one’s writing.
  4. **Activities on Presentation Skills** – Oral presentations (individual and group) through JAM sessions/seminars/PPTs and written presentations through posters/projects/reports/ e-mails/assignments etc.
  5. **Activities on Group Discussion and Interview Skills** – Dynamics of group discussion, intervention, summarizing, modulation of voice, body language, relevance, fluency and organization of ideas and rubrics for evaluation- Concept and process, pre-interview planning, opening strategies, answering strategies, interview through tele-conference & video-conference and Mock Interviews.

**Minimum Requirement:**

The Advanced Communication Skills (ACS) Laboratory shall have the following infra-structural facilities to accommodate at least 35 students in the lab:

- **Spacious room with appropriate acoustics.**
- **Round Tables with movable chairs**
- **Audio-visual aids**
- **LCD Projector**
- **Public Address system**
- **P – IV Processor, Hard Disk – 80 GB, RAM–512 MB Minimum, Speed – 2.8 GHZ**
- **T. V, a digital stereo & Camcorder**
- **Headphones of High quality**

**Prescribed Lab Manual:** A book titled *A Course Book of Advanced Communication Skills (ACS) Lab* published by Universities Press, Hyderabad.

**Suggested Software:**

The software consisting of the prescribed topics elaborated above should be procured and used.

- **Oxford Advanced Learner’s Compass, 7<sup>th</sup> Edition**
- **DELTA’s key to the Next Generation TOEFL Test: Advanced Skill Practice.**
- **Lingua TOEFL CBT Insider, by Dreamtech**
- **TOEFL & GRE( KAPLAN, AARCO & BARRONS, USA, Cracking GRE by CLIFFS)**
- **The following software from ‘train2success.com’**
  - **Preparing for being Interviewed**
  - **Positive Thinking**
  - **Interviewing Skills**
  - **Telephone Skills**
  - **Time Management**

**Books Recommended:**

1. Technical Communication by Meenakshi Raman & Sangeeta Sharma, Oxford University Press 2009.
2. Advanced Communication Skills Laboratory Manual by Sudha Rani, D, Pearson Education 2011.
3. Technical Communication by Paul V. Anderson. 2007. Cengage Learning pvt. Ltd. New



- Delhi.
4. Business and Professional Communication: Keys for Workplace Excellence. Kelly M. Quintanilla & Shawn T. Wahl. Sage South Asia Edition. Sage Publications. 2011.
  5. The Basics of Communication: A Relational Perspective. Steve Duck & David T. McMahan. Sage South Asia Edition. Sage Publications. 2012.
  6. English Vocabulary in Use series, Cambridge University Press 2008.
  7. Management Shapers Series by Universities Press(India)Pvt Ltd., Himayatnagar, Hyderabad 2008.
  8. Handbook for Technical Communication by David A. McMurrey & Joanne Buckley. 2012. Cengage Learning.
  9. Communication Skills by Leena Sen, PHI Learning Pvt Ltd., New Delhi, 2009.
  10. Handbook for Technical Writing by David A McMurrey & Joanne Buckely CENGAGE Learning 2008.
  11. Job Hunting by Colm Downes, Cambridge University Press 2008.
  12. Master Public Speaking by Anne Nicholls, JAICO Publishing House, 2006.
  13. English for Technical Communication for Engineering Students, Aysha Vishwamohan, Tata Mc Graw-Hil 2009.
  14. Books on TOEFL/GRE/GMAT/CAT/ IELTS by Barron's/DELTA/ Cambridge University Press.
  15. International English for Call Centres by Barry Tomalin and Suhashini Thomas, Macmillan Publishers, 2009.

#### **DISTRIBUTION AND WEIGHTAGE OF MARKS:**

##### ***Advanced Communication Skills Lab Practicals:***

1. The practical examinations for the ACS Laboratory practice shall be conducted as per the University norms prescribed for the core engineering practical sessions.
2. For the English Language lab sessions, there shall be continuous evaluation during the year for 25 sessional marks and 50 End Examination marks. Of the 25 marks, 15 marks shall be awarded for day-to-day work and 10 marks to be awarded by conducting Internal Lab Test(s). The End Examination shall be conducted by the teacher concerned, by inviting the External Examiner from outside. In case of the non-availability of the External Examiner, other teacher of the same department can act as the External Examiner.

##### **Mini Project: As a part of Internal Evaluation**

###### **1. Seminar/ Professional Presentation**

###### **2. A Report on the same has to be prepared and presented.**

*\* Teachers may use their discretion to choose topics relevant and suitable to the needs of students.*

*\* Not more than two students to work on each mini project.*

*\* Students may be assessed by their performance both in oral presentation and written report.*

##### **Course Outcomes:**

###### **At the end of the course student will be able to**

- explain effectively in formal and informal situations.( **k2-Understand**)
- describes wide range of vocabulary and enable them to use language more effectively.( **k1-Remember**)
- explain the strategies of the interviewers to facilitate better responses during 'Placement' interviews.(**k2-Understand**)
- identify areas of evaluation in GDs conducted by organizations as part of the selection procedure.( **k5-Evaluate**)



- Equip with pre-presentation steps, to understand the structure of a good presentation, and devise various techniques for illustrating a successful presentation. (**k3-Apply** )
- Overcome stage fear and analyze the questions. (**k4-Analyze**)

**SRI INDU COLLEGE OF ENGINEERING & TECHNOLOGY**

**(An Autonomous Institution under UGC, New Delhi)**

<b>B.Tech. - III Year – I Semester</b>		<b>L</b>	<b>T</b>	<b>P</b>	<b>C</b>
		<b>0</b>	<b>0</b>	<b>2</b>	<b>0</b>
<b>(R18MAC3100) MOOCs-I</b>					

**SRI INDU COLLEGE OF ENGINEERING & TECHNOLOGY**  
(An Autonomous Institution under UGC, New Delhi)

**B.Tech. - III Year – II Semester**

L	T	P	C
3	1	0	4

**(R18CSE3201) Machine Learning**

**Course Objectives:**

- To be able to formulate machine learning problems corresponding to different applications.
- To understand a range of machine learning algorithms along with their strengths and weaknesses.
- To understand the basic theory underlying machine learning.
- To be able to apply machine learning algorithms to solve problems of moderate complexity.
- To be able to read current research papers and understands the issues raised by current research.

**UNIT - I**

Introduction - Well-posed learning problems, Designing a learning system, Perspectives and issues in machine learning Concept learning and the general to specific ordering – Introduction, A concept learning task, Concept learning as search, Find-S: finding a maximally specific hypothesis, Version spaces and the candidate elimination algorithm, Remarks on version spaces and candidate elimination, Inductive bias

**UNIT - II**

Decision Tree learning – Introduction, Decision tree representation, Appropriate problems for decision tree learning, The basic decision tree learning algorithm, Hypothesis space search in decision tree learning, Inductive bias in decision tree learning, Issues in decision tree learning Artificial Neural Networks – Introduction, Neural network representation, Appropriate problems for neural network learning, Perceptions, Multilayer networks and the back propagation algorithm, Remarks on the back propagation algorithm, An illustrative example face recognition Advanced topics in artificial neural networks

Evaluation Hypotheses – Motivation, Estimation hypothesis accuracy, Basics of sampling theory, A general approach for deriving confidence intervals, Difference in error of two hypotheses, Comparing learning algorithms

**UNIT - III**

Bayesian learning – Introduction, Bayes theorem, Bayes theorem and concept learning, Maximum likelihood and least squared error hypotheses, Maximum likelihood hypotheses for predicting probabilities, Minimum description length principle, Bayes optimal classifier, Gibbs algorithm, Naïve Bayes classifier, An example learning to classify text, Bayesian belief networks The EM algorithm Computational learning theory – Introduction, Probability learning an approximately correct hypothesis, Sample complexity for Finite Hypothesis Space, Sample Complexity for infinite Hypothesis Spaces, The mistake bound model of learning - Instance-Based Learning- Introduction, k -Nearest Neighbour Learning, Locally Weighted Regression, Radial Basis Functions, Case-Based Reasoning, Remarks on Lazy and Eager Learning Genetic Algorithms – Motivation, Genetic Algorithms, An illustrative Example, Hypothesis Space Search, Genetic Programming, Models of Evolution and Learning, Parallelizing Genetic Algorithms

**UNIT - IV**

Learning Sets of Rules – Introduction, Sequential Covering Algorithms, Learning Rule Sets: Summary, Learning First Order Rules, Learning Sets of First Order Rules: FOIL, Induction as Inverted Deduction, Inverting Resolution Analytical Learning - Introduction, Learning with Perfect Domain

Theories: Prolog-EBG Remarks on Explanation-Based Learning, Explanation-Based Learning of Search Control Knowledge

**UNIT - V**

Combining Inductive and Analytical Learning – Motivation, Inductive-Analytical Approaches to Learning, Using Prior Knowledge to Initialize the Hypothesis, Using Prior Knowledge to Alter the Search Objective, Using Prior Knowledge to Augment Search Operators, Reinforcement Learning – Introduction, The Learning Task, Q Learning, Non-Deterministic, Rewards and Actions, Temporal Difference Learning, Generalizing from Examples, Relationship to Dynamic Programming

**TEXT BOOKS:**

1. Machine Learning – Tom M. Mitchell, - MGH
2. Machine Learning: An Algorithmic Perspective, Stephen Marsland, Taylor & Francis (CRC)

**REFERENCE BOOKS:**

1. Machine Learning Methods in the Environmental Sciences, Neural Networks, William W Hsieh, Cambridge Univ Press.
2. Richard o. Duda, Peter E. Hart and David G. Stork, pattern classification, John Wiley & Sons Inc., 2001
3. Chris Bishop, Neural Networks for Pattern Recognition, Oxford University Press, 1995.

**Course Outcomes:**

At the end of the course student will be able to

- Identify the characteristics of datasets and compare the trivial data and big data for various applications(Applying)
- describe machine learning techniques and computing environment that are suitable for the applications under consideration(Understanding)
- Solve problems associated with batch learning and online learning, and the big data characteristics such as high dimensionality, dynamically growing data and in particular scalability issues(Applying)
- Develop scaling up machine learning techniques and associated computing techniques and technologies for various applications(Applying)
- Implement various ways of selecting suitable model parameters for different machine learning techniques(Create)
- Define Integrate machine learning libraries, and mathematical and statistical tools with modern technologies like Hadoop distributed file system and MapReduce programming model(Remembering)

## SRI INDU COLLEGE OF ENGINEERING & TECHNOLOGY

(An Autonomous Institution under UGC, New Delhi)

B.Tech. - III Year – II Semester

L	T	P	C
3	1	0	4

### (R18INF3201) Principles of Compiler Construction

#### UNIT-I

**Introduction** – Programs related to compilers. Translation process. Major data structures. Other issues in compiler structure. Boot strapping and porting.

**Lexical analysis** – The role of Lexical Analyzer. Input Buffering. Specification of Tokens. Recognition of Tokens. The Lexical-Analyzer Generator Lex.

#### UNIT-II

**Syntax Analysis** – Introduction. Top-Down parsing, Brute Forcing, Recursive Descent, Predicative LL(1), Bottom-Up parsing : Introduction to LR Parsing, Powerful LR parsers SLR, CALR, LALR, Using Ambiguous Grammars, Parser Generators - Yacc.

#### UNIT-III

**Syntax Directed Translation** – Syntax Directed Definitions. Evaluation Orders for SDDs. Applications of Syntax Directed Translation.

**Symbol Table Organization** - Structure of Symbol table, Symbol Table organization for Block Structured and non block Structure languages, Data Structures of symbol Table.

#### UNIT-IV

**Intermediate code generation:** Variants of syntax trees. Three-Address Code, Types and Declarations. Translation of Expressions. Type Checking. Control Flow.

**Storage Organization.** Stack Allocation of Space. Access to Non local Data on the Stack. Heap Management. Introduction to Garbage Collection.

#### UNIT-V

**Code Generation** – Issues in the Design of a Code Generator. The Target Language. Addresses in the Target Code Basic Blocks and Flow Graphs. Optimization of Basic Blocks. Peephole Optimization. Register Allocation and Assignment. Machine Independent Optimizations – The Principal Sources of Optimizations, Introduction to data flow analysis, Foundation of data flow analysis.

**Error Recovery :** Introduction, Error detecting and Reporting in various Phases, Lexical Errors, Syntax Errors handling, and error Recovery in various Phases.

#### Suggested Reading:

1. Alfred V Aho, Monica S Lam, Ravi Sethi, Jeffrey D Ullman – Compilers: Principles, Techniques & Tools, Pearson Education 2nd Edition 2007.
2. Keith D Cooper & Linda Tarezon, Engineering a Compiler, Morgan Kaufman, Second edition.
3. Lex & Yacc, John R Levine, Tony Mason, Doug Brown, Shroff Publishers.
4. Kenneth C Loudon, Compiler Construction: Principles and Practice, Cengage Learning. Lex & Yacc, John R Levine, O'Reilly Publishers.

**Course Outcomes:**

**At the end of the course student will be able to**

- Classify the finite state machines and the languages accepted by them. (**K4-Analyze**)
- Demonstrate the working of Top-Down and Bottom-Up Parsers. (**K3-Apply**)
- Describe the semantics, hierarchy and type checking of the grammars and languages. (**K2-Understanding**)
- Assess the importance of code optimization on the given code at various levels of the compilation. (**K5-Evaluate**)
- Justify the output generated by the code generator phase of the compiler with the help of object code forms and code generation algorithms. (**K5-Evaluate**)
- Generate the LL (K) and LR(K) parsers for parsing the given set of input data. (**K6-Create**)

## SRI INDU COLLEGE OF ENGINEERING & TECHNOLOGY

(An Autonomous Institution under UGC, New Delhi)

**B.Tech. - III Year – II Semester**

L	T	P	C
3	1	0	4

**(R18INF3202) Algorithm Design and Analysis**

### Objectives:

- To analyze performance of algorithms.
- To choose the appropriate data structure and algorithm design method for a specified application.
- To understand how the choice of data structures and algorithm design methods impacts the performance of programs.
- To solve problems using algorithm design methods such as the greedy method, divide and conquer, dynamic programming, backtracking and branch and bound.
- Prerequisites (Subjects) Data structures, Mathematical foundations of computer science.

### UNIT I:

**Introduction:** Algorithm, Psuedo code for expressing algorithms, Performance Analysis-Space complexity, Time complexity, Asymptotic Notation- Big oh notation, Omega notation, Theta notation and Little oh notation, Probabilistic analysis, Amortized analysis.

**Divide and Conquer:** General method , applications-Binary search, Quick sort, Merge sort, Strassen's matrix multiplication.

### UNIT II:

**Searching and Traversal Techniques:** Efficient non - recursive binary tree traversal algorithm, Disjoint set operations, union and find algorithms, Spanning trees, Graph traversals - Breadth first search and Depth first search, AND / OR graphs, game trees, Connected Components, Bi - connected components.

### UNIT III:

**Greedy Method:** General method, applications - Job sequencing with dead lines, 0/1 knapsack problem, Minimum cost spanning trees, Single source shortest path problem.

**Dynamic Programming:** General method, applications-Matrix chain multiplication, Optimal binary search trees, 0/1 knapsack problem, All pairs shortest path problem, Travelling sales person problem, Reliability design.

### UNIT IV:

**Backtracking:** General method, applications-n-queen problem, sum of subsets problem, graph coloring, Hamiltonian cycles.

**Branch and Bound:** General method, applications - Travelling sales person problem, 0/1 knapsack problem- LC Branch and Bound solution, FIFO Branch and Bound solution.

### UNIT V:

**NP-Hard and NP-Complete problems:** Basic concepts, non deterministic algorithms, NP - Hard and NP-Complete classes, Cook's theorem.

### TEXT BOOKS :

1. Fundamentals of Computer Algorithms, Ellis Horowitz, Satraj Sahni and Rajasekharam,



Galgotia publications pvt. Ltd.

2. Foundations of Algorithm, 4th edition, R. Neapolitan and K. Naimipour, Jones and Bartlett Learning.
3. Design and Analysis of Algorithms, P. H. Dave, H. B. Dave, Pearson Education, 2008.

**REFERENCES :**

1. Computer Algorithms, Introduction to Design and Analysis, 3rd Edition, Sara Baase, Allen, Van, Gelder, Pearson Education.
2. Algorithm Design: Foundations, Analysis and Internet examples, M. T. Goodrich and R. Tomassia, John Wiley and sons.
3. Fundamentals of Sequential and Parallel Algorithm, K. A. Berman and J. L. Paul, Cengage Learning.
4. Introduction to the Design and Analysis of Algorithms, A. Levitin, Pearson Education.
5. Introduction to Algorithms, 3rd Edition, T. H. Cormen, C. E. Leiserson, R. L. Rivest, and C. Stein, PHI Pvt. Ltd.
6. Design and Analysis of algorithm, Aho, Ullman and Hopcroft, Pearson Education, 2004.

**Course Outcomes:**

**At the end of the course student will be able to**

- Analyzing the algorithms and improve the efficiency of algorithms(**Analyze** )
- different designing methods for development of algorithms to realistic problems(**Apply K3**)
- Describe and estimate the performance of algorithms(**Understand K2**)
- Evaluate the problems by using Greedy method and Dynamic programming approach on various applications.(**Evaluate K5**)
- Evaluate the problems by using backtracking, branch and bound on various applications.(**Evaluate K5**)
- Evaluate the problems of deterministic and nondeterministic polynomial (**Evaluate K5**)

**SRI INDU COLLEGE OF ENGINEERING & TECHNOLOGY**

(An Autonomous Institution under UGC, New Delhi)

B.Tech. - III Year – II Semester

L	T	P	C
3	0	0	3

**Professional Elective –III  
(R18CSE3231) Software Testing Methodologies**

**Objectives:**

To understand the software testing methodologies such as flow graphs and path testing, transaction flows testing, data flow testing domain testing and logic based testing.

**UNIT I :**

**Introduction :** Purpose of testing, Dichotomies, model for testing, consequences of bugs, taxonomy of bugs

**Flow graphs and Path testing :** Basics concepts of path testing, predicates, path predicates and achievable paths, path sensitizing, path instrumentation, application of path testing.

**UNIT II :**

**Transaction Flow Testing :** Transaction flows, transaction flow testing techniques.

**Dataflow testing:** Basics of dataflow testing, strategies in dataflow testing, application of dataflow testing.

**UNIT III:**

**Domain Testing:** Domains and paths, Nice & ugly domains, domain testing, domains and interfaces testing, domain and interface testing, domains and testability.

**UNIT IV :**

**Paths, Path products and Regular expressions :** Path products & path expression, reduction procedure, applications, regular expressions & flow anomaly detection.

**Logic Based Testing :** Overview, decision tables, path expressions, kv charts, specifications.

**UNIT V :**

**State, State Graphs and Transition testing :** State graphs, good & bad state graphs, state testing, Testability tips.

**Graph Matrices and Application :** Motivational overview, matrix of graph, relations, power of a matrix, node reduction algorithm, building tools (student should be given an exposure to a tool like JMeter or Win-runner).

**TEXT BOOKS :**

1. Software Testing techniques - Boris Beizer, Dreamtech, second edition.
2. Software Testing Tools – Dr.K.V.K.K.Prasad, Dreamtech.

**REFERENCES :**

1. The craft of software testing - Brian Marick, Pearson Education.
2. Software Testing, 3<sup>rd</sup> Edition, P.C. Jorgensen, Aurbach Publication (Dist by SPO)
3. Software Testing, n. Chauhan, Oxford University Press.
4. Introduction to Software Testing, P. Ammann & J. Offutt, Cambridge Univ. Press.
5. Effective methods of Software Testing, Perry, John Wiley 3<sup>rd</sup> Edition, 1999.
6. Software Testing Concepts and Tools, P. Nageswara Rao, dreamtech Press

7. Software Testing, M.G. Limye, TMH.
8. Software Testing, S. Desikan, G. Reamesh, Pearson
9. Foundations of Software Testing, D. Graham & Others, Cengage Learning.
10. Foundations of Software Testing, A.P. Madhur, Pearson.

**Course Outcomes:**

**At the end of the course student will be able to**

- Describe the basic concepts of software testing and its essentials and to identify the various bugs and correcting them after knowing the consequences of the bug. **(k2-Understand)**
- Define program's control flow as a structural model is the corner stone of testing and performing functional testing using control flow and transaction flow graphs. **(k1-remember)**
- Determine test domain or an application of software environment. **(k3-Apply)**
- Explain the functional and system testing methods. **(k2-Understand)**
- Evaluate functional testing using control flow and transaction flow graphs. **(k5-Evaluate)**
- Develop and apply testing strategies for software applications **(k6-Create)**.

**SRI INDU COLLEGE OF ENGINEERING & TECHNOLOGY**  
(An Autonomous Institution under UGC, New Delhi)

**B.Tech. - III Year – II Semester**

<b>L</b>	<b>T</b>	<b>P</b>	<b>C</b>
<b>3</b>	<b>0</b>	<b>0</b>	<b>3</b>

**Professional Elective –III**  
**(R18CSE3232) Scripting Languages**

**Objectives:**

This course demonstrates an in depth understanding of the tools and the scripting languages necessary for design and development of applications dealing with Bio-information/ Bio-data. The instructor is advised to discuss examples in the context of Bio-data/ Bio-information application development.

**UNIT - I**

**Introduction to PERL and Scripting:** Scripts and Programs, Origin of Scripting , Scripting Today, Characteristics of Scripting Languages, Uses for Scripting Languages, Web Scripting, and the universe of Scripting Languages. PERL- Names and Values, Variables, Scalar Expressions, Control Structures, arrays, list, hashes, strings, pattern and regular expressions, subroutines.

**UNIT - II**

**Advanced perl:** Finer points of looping, pack and unpack, file system, eval, data structures, packages, modules, objects, interfacing to the operating system, Creating Internet ware applications, Dirty Hands Internet Programming, security Issues.

**PHP Basics :** PHP Basics- Features, Embedding PHP Code in your Web pages, Outputting the data to the browser, Data types, Variables, Constants, expressions, string interpolation, control structures, Function, Creating a Function, Function Libraries, Arrays, strings and Regular Expressions.

**UNIT - III**

**Advanced PHP Programming:** PHP and Web Forms, Files, PHP Authentication and Methodologies -Hard Coded, File Based, Database Based, IP Based, Login Administration, Uploading Files with PHP, Sending Email using PHP, PHP Encryption Functions, the Mcrypt package, Building Web sites for the World.

**UNIT - IV**

**TCL :** TCL Structure, syntax, Variables and Data in TCL, Control Flow, Data Structures, input/output, procedures, strings, patterns, files, Advance TCL-eval, source, exec and uplevel commands, Name spaces, trapping errors, event driven programs, making applications internet aware, Nuts and Bolts Internet Programming, Security Issues, C Interface.

Tk-Visual Tool Kits, Fundamental Concepts of Tk, Tk by example, Events and Binding , Perl-Tk.

**UNIT - V**

**Python:** Introduction to Python language, python-syntax, statements functions, Built-in-functions

and Methods, Modules in python, Exception Handling.

Integrated Web Applications in Python — Building Small, Efficient Python Web Systems,  
Web Application Framework.

**TEXT BOOKS:**

1. The World of Scripting Languages , David Barron, Wiley Publication
2. Python Web Programming, Steve Holden and David Beazley, New Riders Publications.
3. Beginning PHP and MySQL, 3<sup>rd</sup> Edition, Jason Gilmore, Apress Publications (Dream tech.).

**REFERENCE BOOKS:**

1. Open Source Web Development with LAMP using Linux, Apache, MySQL, Perl and PHP, J.Lee and B.Ware (Addison Wesley) Pearson Education.
2. Programming Python, M.Lutz, SPD.
3. PHP 6 Fast and Easy Web Development, Julie Meloni and Matt Telles, Cengage Learning Publications.
4. PHP 5.1, I.Bayross and S.Shah, The X Team, SPD.
5. Core Python Programming, Chun, Pearson Education.
6. Guide to Programming with Python, M.Dawson, Cengage Learning
7. Perl by Example, E. Quigley, Pearson Education.
8. Programming Perl, Larry Wall, T. Christiansen and J. Orwant, O'Reilly, SPD.
9. Tcl and the Tk Tool kit, Ousterhout, Pearson Education.
10. PHP and MySQL by Example, E. Quigley, Prentice Hall(Pearson).
11. Perl Power, J.P.Flynt, Cengage Learning.
12. PHP Programming solutions, V.Vaswani, TMH.

**Course Outcomes:**

At the end of the course student will be able to

- Analyze requirements of software systems for the purpose of determining the suitability of implementing in Perl or Python;(Analyze)
- Analyze and model requirements and constraints for the purpose of designing(Analyze)
- implement software systems in Perl and Python;(Create)
- Evaluate and compare designs of such systems on the basis of specific requirements and constraints.(Evaluate)
- Analyze problems and synthesize suitable solutions. Specifically: (Analyze)
- Design and implement Perl and Python software solutions that accommodate specified requirements and constraints analysis or modeling or requirements specification.(Create)

**SRI INDU COLLEGE OF ENGINEERING & TECHNOLOGY**  
(An Autonomous Institution under UGC, New Delhi)

**B.Tech. - III Year – II Semester**

<b>L</b>	<b>T</b>	<b>P</b>	<b>C</b>
<b>3</b>	<b>0</b>	<b>0</b>	<b>3</b>

**Professional Elective –III**  
**(R18CSE3233) Mobile Application Development**

Mobile application development is the process by which application software is developed for low-power handheld devices, such as personal digital assistants, enterprise digital assistants or mobile phones. These applications can be pre-installed on phones during manufacture, downloaded by customers from various mobile software distribution platforms, or delivered as web applications using server-side or client-side processing (e.g. JavaScript) to provide an “application-like” experience within a Web browser. Application software developers also have to consider a lengthy array of screen sizes, hardware specifications and configurations because of intense competition in mobile software and changes within each of the platforms.

**Objectives:**

On completion of this course the students should be able to:

1. Design, implement and evaluate a User Interface for a mobile application using J2ME.
2. Create a small but realistic working mobile application for small computing devices.
3. Categorise the challenges posed by developing mobile applications and be able to propose and evaluate and select appropriate solutions.

**UNIT- I**

**J2ME Overview :** Java 2 Micro Edition and the World of Java, Inside J2ME, J2ME and Wireless Devices

Small Computing Technology: Wireless Technology, Radio Data Networks, Microwave Technology, Mobile Radio Networks, Messaging, Personal Digital Assistants

**UNIT- II**

**J2ME Architecture and Development Environment:** J2ME Architecture, Small Computing Device Requirements, Run-Time Environment, MIDlet Programming, Java Language for J2ME, J2ME Software Development Kits, Hello World J2ME Style, Multiple MIDlets in a MIDlet Suite, J2ME Wireless Toolkit

J2ME Best Practices and Patterns: The Reality of Working in a J2ME World, Best Practices

**UNIT- III**

**Commands, Items, and Event Processing:** J2ME User Interfaces, Display

Class, The Palm OS Emulator, Command Class, Item Class, Exception Handling

High-Level Display: Screens: Screen Class, Alert Class, Form Class, Item Class, List Class, Text Box

Class, Ticker Class

Low-Level Display: Canvas: The Canvas, User Interactions, Graphics, Clipping Regions, Animation

#### **UNIT- IV**

**Record Management System:** Record Storage, Writing and Reading Records, Record Enumeration, Sorting Records, Searching Records, Record Listener

JDBC Objects: The Concept of JDBC, JDBC Driver Types, JDBC Packages, Overview of the JDBC Process, Database Connection, statement Objects, Result set, Transaction Processing, Metadata, Data Types, Exceptions.

JDBC and Embedded SQL: Model Programs, Tables, Indexing, Inserting Data into Tables, Selecting Data from a Table, Metadata, Updating Tables, Deleting Data form a Table, Joining Tables, Calculating Data, Grouping and Ordering Data, Subqueries, VIEWS

#### **UNIT- V**

**Generic Connection Framework:** The Connection, Hypertext Transfer Protocol, Communication Management Using HTTP Commands, Session Management, Transmit as a Background Process

#### **TEXT BOOKS:**

1. J2ME: The Complete Reference, James Keogh, Tata McGrawHill.
2. Programming for Mobile and Remote Computers, G.T.Thampi, dreamtech press.

#### **REFERENCE BOOKS:**

1. Enterprise J2ME: Developing Mobile Java Applications – Michael Juntao Yuan, Pearson Education, 2004
2. Beginning Java ME Platform, Ray Rischpater, Apress, 2009
3. Beginning J2ME: From Novice to Professional, Third Edition, Sing Li, Jonathan B. Knudsen, Apress, 2005
4. Kicking Butt with MIDP and MSA:Creating Great Mobile Applications,1<sup>st</sup> edition, J.Knudsen, Pearson.

#### **Course Outcomes:**

**At the end of the course Student will be able to**

- Discuss the mobile devices and mobile platforms.(**K2-Understanding**)
- Analyze wireless communications standards and data transmission standards.(**K4-Analyzing**)
- Illustrate and setup a mobile device and application runtime environment.(**K3-Applying**)
- setup programming tools for a mobile application developer (for selected modern mobile platforms) (**K6-Creating**)
- Describe the need for continuous improvement of his/her skills due to the rapidly changing environment of mobile devices.(**K2-Understanding**)
- Explain the basic connections of generic framework.(**K2-Understanding**)



## SRI INDU COLLEGE OF ENGINEERING & TECHNOLOGY

(An Autonomous Institution under UGC, New Delhi)

B.Tech. - III Year – II Semester

L	T	P	C
0	0	3	1.5

### (R18CSE32L1) Machine Learning Lab

**Course objectives:** This course will enable students to

1. Make use of Data sets in implementing the machine learning algorithms
2. Implement the machine learning concepts and algorithms in any suitable language of choice.

**Description :**

1. The programs can be implemented in either JAVA or Python.
2. For Problems 1 to 6 and 10, programs are to be developed without using the built-in classes or APIs of Java/Python.
3. Data sets can be taken from standard repositories (<https://archive.ics.uci.edu/ml/datasets.html>) or constructed by the students.

**Lab Experiments:**

1. Implement and demonstrate the **FIND-S algorithm** for finding the most specific hypothesis based on a given set of training data samples. Read the training data from a CSV file.
2. For a given set of training data examples stored in a .CSV file, implement and demonstrate the **Candidate-Elimination algorithm** to output a description of the set of all hypotheses consistent with the training examples.
3. Write a program to demonstrate the working of the decision tree based **ID3 algorithm**. Use an appropriate data set for building the decision tree and apply this knowledge to classify a new sample.
4. Build an Artificial Neural Network by implementing the **Back propagation algorithm** and test the same using appropriate data sets.
5. Write a program to implement the **naïve Bayesian classifier** for a sample training data set stored as a .CSV file. Compute the accuracy of the classifier, considering few test data sets.
6. Assuming a set of documents that need to be classified, use the **naïve Bayesian Classifier** model to perform this task. Built-in Java classes/API can be used to write the program. Calculate the accuracy, precision, and recall for your data set.
7. Write a program to construct a **Bayesian network** considering medical data. Use this model to demonstrate the diagnosis of heart patients using standard Heart Disease Data Set. You can use Java/Python ML library classes/API.
8. Apply **EM algorithm** to cluster a set of data stored in a .CSV file. Use the same data set for clustering using **k-Means algorithm**. Compare the results of these two algorithms and comment on the quality of clustering. You can add Java/Python ML library classes/API in the program.
9. Write a program to implement **k-Nearest Neighbour algorithm** to classify the iris data set. Print both correct and wrong predictions. Java/Python ML library classes can be used for this problem.
10. Implement the non-parametric **Locally Weighted Regression algorithm** in order to fit data points. Select appropriate data set for your experiment and draw graphs.

**Course outcomes:**

**At the end of the course student will be able to**

- Describe the implementation procedures for the machine learning algorithms. (Understanding)
- Design java/python programs for various learning algorithms(Create)
- Apply appropriate data sets to the machine learning algorithms(Apply)
- Identify and apply machine learning algorithms to solve real world problems(Applying)
- Select appropriate data set for experiment and draw graphs(Apply)
- Define data sets (Remembering)

**SRI INDU COLLEGE OF ENGINEERING & TECHNOLOGY**  
(An Autonomous Institution under UGC, New Delhi)

**B.Tech. - III Year – II Semester**

**L T P C**  
**0 0 3 1.5**

**(R18INF32L1) Compiler Construction Lab**

**Objectives:**

- To provide an understanding of the language translation peculiarities by designing a complete translator for a mini language.

**Recommended System / Software Requirements:**

- Intel based desktop PC with minimum of 166 MHZ or faster processor with at least 64 MB RAM and 100 MB free disk space
- C++ compiler and JDK kit

**EXPERIMENTS**

1. This program is to find out whether a given string is an identifier or not.
  2. Write a program to simulate a machine known as the Deterministic Finite Automata (DFA).
  3. To write a program for dividing the given input program into lexemes.
  4. How do you write a program to check the string of a given grammar?
  5. Write a program to remove left-recursion from a context-free grammar.
  6. Write a program on recursive descent parsing.  
Input a grammar from the user. Identify the input Terminals, and Non-terminal
- a) Write a C++ Code to compute the FIRST, FOLLOW of all terminal.
  - b) Write a C++ Code to Compute the LL(1) Parsing Table for the given grammar.
7. Write a program to show the implementation of Shift-Reduce Parser.
  8. Write a program to generate the intermediate code in the form of Polish notation.
  9. Write a program for generating for various intermediate code forms:  
a) Three address code b) Quadruple.

**Course Outcomes:**

At the end of the course, the student will be able to

- Examine the role of lexical analyzer on the given input data(Analyze)
- Construct Recursive Descent Parser for the given grammar(Apply)
- Experiment the functionality of non-recursive descent parser(LL(1)) by parsing the given input string(Evaluate)
- Build the intermediate code from the given source code by using various intermediate code generation techniques(Apply)
- Generate the machine code from the given abstract syntax tree of the source code(Create)

- Justify the functionality of lexical analyser using LEX, FLEX or JFLEX tool(Evaluating)

**SRI INDU COLLEGE OF ENGINEERING & TECHNOLOGY**  
(An Autonomous Institution under UGC, New Delhi)

**B.Tech. - III Year – II Semester**

**L T P C**  
**0 0 2 1**

**Professional Elective-III Lab**  
**(R18CSE32L3) Software Testing Methodologies Lab**

List of Experiments

- Write programs in ‘C’ Language to demonstrate the working of the following constructs: i) do...while ii) while....do iii) if...else iv) switch v) for
- “A program written in ‘C’ language for Matrix Multiplication fails” Introspect the causes for its failure and write down the possible reasons for its failure.
- Take any system (e.g. ATM system) and study its system specifications and report the various bugs.
- Write the test cases for any known application (e.g. Banking application)
- Create a test plan document for any application (e.g. Library Management System)  
Study of any testing tool (e.g. Win runner)
- Study of any web testing tool (e.g. Selenium)
- Study of any bug tracking tool (e.g. Bugzilla, bugbit)
- Study of any test management tool (e.g. Test Director)
- Study of any open source-testing tool (e.g. Test Link)
- Take a mini project (e.g. University admission, Placement Portal) and execute it. During the Life cycle of the mini project create the various testing documents\* and final test report document.

**Course Outcomes:**

**At the end of the course student will be able to**

- Define s/w debugging methods(Remembering)
- Apply WBT & BBT methods and techniques(Applying)
- Define test plans (Understanding)
- Make use of open source tools (Remembering)
- Describe quality assurance models(Remembering)
- Develop a test plan document(Create)

**SRI INDU COLLEGE OF ENGINEERING & TECHNOLOGY**  
(An Autonomous Institution under UGC, New Delhi)

**B.Tech. - III Year – II Semester**

**L T P C**  
**0 0 2 1**

**Professional Elective-III Lab**  
**(R18CSE32L3) Scripting Languages Lab**

**Week-1**

1. Write a script that counts from 1 to 10 in steps of 1. For each number, display whether that number is an odd or even number, and also display a message if the number is a prime number. Display this information within an HTML table.
2. Write a program that displays a different message based on the time of day. For example, have the site display “Good Morning!” if it is accessed in the morning.
3. Write a program that formats a block of text (to be input by the user) based on preferences chosen by the user. Give your user options for color of text, font choice, and size. Display the output on a new page.

**Week-2**

1. Write a function that takes an array argument, and returns a string containing XHTML markup for a definition list where each key of the array is a term, and each corresponding value is a definition. (Hint: An XHTML definition list element consists of <dl> ... </dl> tags. Inside these tags, terms are marked up using <dt> ... </dt> tags, and definitions using <dd> ... </dd> tags.)
2. Write a Calculator class that can store two values, then add them, subtract them, multiply them together, or divide them on request. Create another class, CalcAdvanced, that extends (inherits from) the Calculator class. CalcAdvanced should be capable of storing either one or two values. CalcAdvanced should also have the methods: pow(), sqrt(), and exp().

**Week-3**

1. Create an Interactive Form with PHP script which does the following things:
  - a) It displays a registration form for the user to fill out. Certain fields are required to be filled in and these are labelled with asterisks in the form. The remaining fields are optional
  - b) When the form is sent, the script checks that the required fields have been filled in, if all required fields are filled, the script displays a thank-you message.
  - c) If one or more required fields are missing, the script redisplay the form with an error message, and highlights the fields that still need to be filled in. The script remembers which fields the user already filled in, and prefill those fields in the new form

**Week-4**

1. Create a multi-step form for registration and upload the image and signature with restricted size option upon successful submission displays the information filled by the user.

### **Week-5**

1. Create a user login system upon login, a simple shopping cart for online store application is displayed where there are three products to choose from, and user can add any or all of the products to his cart, remove products from the cart, and view the contents of the cart.

2. Write a script that uses cookies to remember how long ago a visitor first visited the page. Display this value in the page, in minutes and seconds.

### **Week-6**

1. Print every number from 9 through 19 in base 16.11. Create a Python dictionary with [key, value] as [person, phone\_number] and work with various dictionary functions.

### **Week -7**

1. Write a Python script to create a dictionary with [word, count] where count is the number of occurrences of the word in a given list of string.

2. Write a Python script using a function which returns a list containing Fibonacci series of n terms.

### **Week-8**

1. Implement Queue data structure in Python by defining a class Queue.

2. Write a program that reads a file and writes out a new file with the lines in reverse order (i.e. the first line in the old file becomes the last one in the new file.)

3. Write a program to perform matrix multiplication by reading the matrices from the file and write the resultant matrix to the file.

### **Week-9**

1. Write a program to experiment with different layouts using different pack orders.

### **Week-10**

1. Write a GUI to enter the employee details into the database and allows us to perform update and remove employee information.

### **Week-11**

1. Create a template that shows a menu from a restaurant and have Django create the database.

### **Week-12**

1. Create a single page application using AngularJS and NodeJS.

### **Course outcomes:**

#### **At the end of the course student will be able to**

- Recall process of executing a PHP-based script on a web browser (Remembering)
- Compare different database languages (Analyzing)
- Generate complete web applications using PHP and MySQL (Create)

- Implement simple graphical user interface that drive their program(Create)
- Organize website to load data from web scraping(Applying)
- Analyze requirements of software systems for the purpose of implementing in PERL/PYTHON(Analyze)

**SRI INDU COLLEGE OF ENGINEERING & TECHNOLOGY**  
(An Autonomous Institution under UGC, New Delhi)

**B.Tech. - III Year – II Semester**

**L T P C**  
**0 0 2 1**

**Professional Elective-III Lab**  
**(R18CSE32L3) Mobile Application Development Lab**

**Contents**

Mobile Application Development (Through J2ME) LABORATORY

**Objectives:**

Week - 1: Installation of Java Wireless Toolkit (J2ME) Week - 2 Working with J2ME Features

Week - 3 Threads & High Level UI

Week - 4 Working on Drawing and Images

Week - 5 Developing Networked Applications using the Wireless Toolkit Week - 6 Authentication with a Web Server

Week - 7 & 8 Web Application using J2ME

**Outcomes:**

1. Ability to install J2ME toolkit.
2. Ability to develop the user interface and authenticate with a Web Server..
3. Ability to design Web application using J2ME.

**Mobile Application Development (Through J2ME) LABORATORY**

**Objective:**

In this lab, a student is expected to design, implement, document and present a mobile client/server system using standard Java and Java 2 Micro Edition (J2ME) platform. Specifically it is required to design and implement a system that consists mainly of a mobile client (MC) and a Proxy Server (PS). MC will be written in J2ME, MIDP 2.0, while PS will be written in standard Java. It is necessary to use a mobile phone emulator to develop and demonstrate the experiments.

It may be necessary to use other components or existing resources (servers) as needed. For instance a database local to PS or a web service available on the Internet that can be invoked by the PS.

**Week - 1: Installation of Java Wireless Toolkit (J2ME)**

- 1) If the Java Development Kit (JDK) is not there or only having the Java Runtime Environment (JRE) installed, install the latest JDK from <http://java.sun.com/javase/downloads/index.jsp>. Current stable release of Java is JDK 6 Update 7 but check the web page in case there are newer non-beta releases available.
- 2) Next, download the **Java Wireless Toolkit** (formerly called J2ME Wireless Toolkit) from: <http://java.sun.com/products/sjwtoolkit/download.html>.
- 3) Run the installer (for example, for Windows it is: `sun_java_wireless_toolkit-2_5_2-`



windows.exe). The installer checks whether a compatible Java environment has been pre-installed. If not, it is necessary to uninstall old versions of Java and perform Step 1 again.

Once after successful installation of Java and the tool kit compile this program and run the following program in the toolkit.

Steps to run this program in toolkit:

1. Start -> All Programs -> Sun Java Tool Kit -> Wireless Tool Kit
2. Click New Project – Enter Project Name -> Enter Class Name -> Click on Create Project.
3. Choose appropriate API Selection and Configurations.
4. Place Java Source file in WTK2.1 / WTK2.2\ apps\ projectname\ src
5. Build the Project.
6. Run the Project.

```
import javax.microedition.lcdui.*;
import javax.microedition.midlet.*;
public class HelloWorld extends MIDlet{
private Form form;
private Display display;
public HelloWorld(){
super();
}
public void startApp(){
form = new Form("Hello World");
String msg = "Hello World!!!!!!";
form.append(msg);
display = Display.getDisplay(this);
display.setCurrent(form);
}
public void pauseApp(){ }
public void destroyApp(boolean unconditional){
notifyDestroyed();
}
}
```

### **Week - 2 Working with J2ME Features:**

Working with J2ME Features: Say, creating a *Hello World* program Experiment with the most basic features and mobile application interaction concepts (lists, text boxes, buttons, radio boxes, soft buttons, graphics, etc)

#### **2.1 Create a program which creates to following kind of menu.**

- \* cut
- \* copy
- \* past
- \* delete
- \* select all

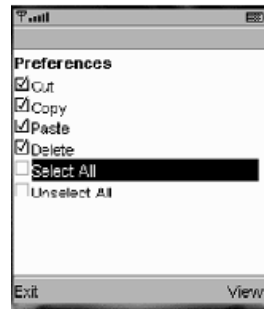


- \* unselect all

### 2.2 Event Handling.

Create a menu which has the following options:

- \* cut - can be on/off
- \* copy - can be on/off
- \* paste - can be on/off
- \* delete - can be on/off
- \* select all - put all 4 options on
- \* unselect all - put all 4 options off



### 2.3. Input checking

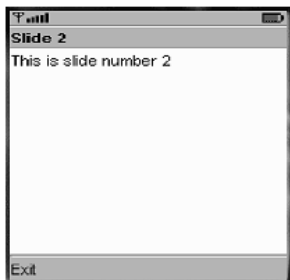
Create an MIDP application which examine, that a phone number, which a user has entered is in the given format.

- \* Area code should be one of the following: 040, 041, 050, 0400, 044
- \* There should 6-8 numbers in telephone number (+ area code)



### Week - 3 Threads & High Level UI:

3.1. Create a slide show which has three slides, which includes only text. Program should change to the new slide after 5 seconds. After the third slide program returns to the first slide.



### 3.2 High-level UI

Create a MIDP application, which show to the user 5-10 quiz questions. All questions have 4 possible options and one right option exactly. Application counts and shows to the user how many right answers were right and shows them to user.



3.3 Create a MIDP application, where the user can enter player name and points. The program saves the information to the record using RMS at MIDP device. Program should also print out the top 10 player list to the end user. You can use this class in your game if you made own class for saving and reading record sets.

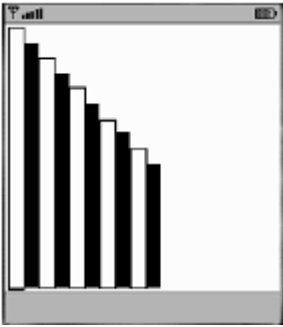


**Week - 4 Working on Drawing and Images**

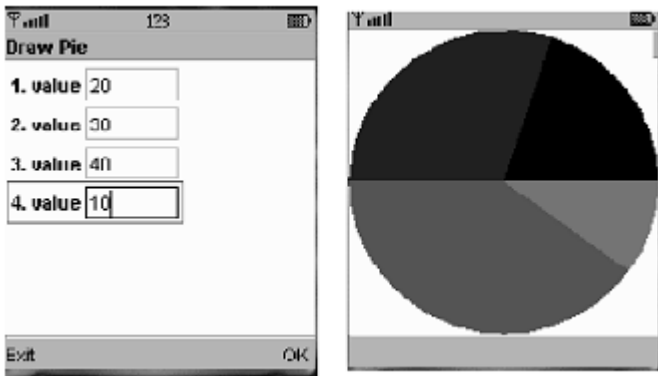
4.1 Create a slide show which has three slides, which includes pictures at PNG format. Program should change to the new slide other 5 seconds.



4.2 Create a MIDP application, which draws a bar graph to the display. Data values can be given at int[] array.



4.3 Create a MIDP application, which draws a bar graph to the display. Data values can be given at `int[]` array. You can enter four data (integer) values to the input text field.



***Week - 5 Developing Networked Applications using the Wireless Toolkit***

**Creating a Simple Client-Server Application**

Create, compile and run a basic UDP-based client-server application.

**Creating the Datagram Server project**

- 1)Click on Wireless Toolkit 2.5.2 under the group: **All Programs?Sun Java (TM) Wireless Toolkit 2.5.2.**
- 2)Click on ‘**New Project...**’ button.
- 3) Enter project name as ‘**DatagramServer**’. Enter MIDlet name as ‘**DatagramServer**’. Note that the Midlet name is the same as the name of the class in the source code, which extends the MIDlet class, otherwise the application won’t run.
- 4)Another window pops up where it is required to select a target platform. Select ‘**MIDP 1.0**’ from the drop down list.
- 5)After clicking OK, the project is created; and the Wireless Toolkit tells that the name of the folder where source code files are created. The path of the source code folder is displayed in the debug output window.

**Creating and Compiling the DatagramServer source files**

The Wireless Toolkit does not come with an IDE by default so Use any IDE or a text editor like *Notepad*.

- 1)Create a new text file called **DatagramServer.java** in the source folder of the project. The exact path of this folder is displayed in the Wireless Toolkit window.

- 2) Paste contents **DatagramServer.java** from into the source file.

### **Running your Server application on the Phone simulator**

- 1) After compiling the project successfully, click on the Run button in the Wireless Toolkit window.
- 2) A graphical window depicting a phone handset will appear with the name of your application highlighted on its screen as shown below.
- 3) To start the application, click on the right soft-key (marked with a dot) below the '**Launch**' command.
- 4) The phone simulator might ask if it is OK to run the network application. Select '**Yes**' by clicking on the appropriate soft-key. The server is now up and running.
- 5) Keep the server running during the creation, compilation and running of the Datagram Client application.

### **Creating the DatagramClient project**

- 1) Use the same instance of the Wireless Toolkit that is used for creating and compiling the Datagram Server project.
- 2) Click on '**New Project...**' button.

A new window pops up. Enter project name as '**DatagramClient**'. Enter MIDlet name as '**DatagramClient**'. Note that the Midlet name

is the same as the name of the class in the source code, which extends the MIDlet class.

- 4) Another window pops up where one has to select a target platform. Select '**MIDP 1.0**' from the drop down list.
- 5) After clicking OK, the project is created and the Wireless Toolkit tells where to place the source code files. The path of the source code folder is displayed in the debug output window as explained before.

### **Creating and Compiling the DatagramClient source files**

- 1) Create a new text file called **DatagramClient.java** in the source folder of the project.
- 2) Paste contents **DatagramClient.java** into the source file.
- 3) Then click on the Build button in the Wireless Toolkit window. If the compilation is OK, it will say Build Complete in the window's debug output window, otherwise it will show the errors.  
Note: In the source code, use the System.out.println() statement to output debug information to this window.

### **Running your Client application on the Phone simulator**

- 1) After compiling the project successfully, click on the Run button in the Wireless Toolkit window.
- 2) A graphical window depicting a phone handset will appear with the name of the application highlighted on its screen.
- 3) To start the application, click on the right soft-key (marked with a dot) below the '**Launch**' command.
- 4) The phone simulator might ask if it is OK to run the network application. Select '**Yes**' by clicking on the appropriate soft-key. The client is now up and running.
- 5) When the client executes on the phone simulator, one should see a text box with the caption '**Message**'. Enter any message and press the right soft-key (corresponding to Send). If the client-

server application is working properly, the screen of the server phone will display the message sent by the client and the client screen will now display a message sent by the server in response. The response message from the server is the original client message in reverse.

- 6) Try various features of the phone simulator including the different look-and feel options.

### ***Week - 6 Authentication with a Web Server***

#### **6.1 Write a sample program to show how to make a SOCKET Connection from j2me phone.**

This J2ME sample program shows how to how to make a SOCKET Connection from a J2ME Phone. Many a times there is a need to connect backend HTTP server from the J2ME application. shows how to make a SOCKET connection from the phone to port 80.

#### **6.2 Login to HTTP Server from a J2ME Program**

This J2ME sample program shows how to display a simple LOGIN SCREEN on the J2ME phone and how to authenticate to a HTTP server.

Many J2ME applications for security reasons require the authentication of the user. This free J2ME sample program, shows how a J2ME application can do authentication to the backend server.

Note: Use Apache Tomcat Server as Web Server and Mysql as Database Server.

### ***Week - 7 & 8 Web Application using J2ME***

The following should be carried out with respect to the given set of application domains: (Assume that the Server is connected to the well-maintained database of the given domain. Mobile Client is to be connected to the Server and fetch the required data value/information)

- Students Marks Enquiry
- Town/City Movie Enquiry
- Railway/Road/Air (For example PNR) Enquiry/Status
- Sports (say, Cricket) Update
- Town/City Weather Update
- Public Exams (say Intermediate or SSC)/ Entrance (Say EAMCET) Results Enquiry
- Divide Students into Batches and suggest them to design database according to their domains and render information according to their requests.

#### **Course outcomes:**

At the end of the course student will be able to

- Create a mobile application using the J2ME programming language(**K6-Creating**)
- Build a native application using GUI components and Mobile application development framework(**K6-Creating**)
- Analyze an application using basic graphical primitives and databases.(**K4-Analyzing**)
- Create Networked Applications using the Wireless Toolkits(**K6-Creating**)
- Analyze a slideshow which has three slides. Which includes only Text using Threads.(**K4-Analyzing**)
- Use Model new applications to hand held devices(**k3-Applying**)

**SRI INDU COLLEGE OF ENGINEERING & TECHNOLOGY**

**(An Autonomous Institution under UGC, New Delhi)**

<b>B.Tech. - III Year – II Semester</b>		<b>L</b>	<b>T</b>	<b>P</b>	<b>C</b>
		<b>0</b>	<b>0</b>	<b>2</b>	<b>0</b>
<b>(R18MAC3200) MOOCs-II</b>					

**SRI INDU COLLEGE OF ENGINEERING & TECHNOLOGY**  
(An Autonomous Institution under UGC, New Delhi)

**B.Tech. - IV Year – I Semester**

**L T P C**  
**3 0 0 3**

**(R18INF4101) Information Security**

**UNIT – I**

**Attacks on Computers and Computer Security:** Introduction, The need for security, Security Approaches, Principles of security, Types of Security attacks, Security services, Security Mechanisms, A model for Network Security

**Cryptography: Concepts and Techniques:** Introduction, plain text are cipher text, substitution Techniques, transposition techniques, encryption and decryption, symmetric and asymmetric key Cryptography, steganography, key range and key size, possible types of attacks.

**UNIT – II**

**Symmetric key Ciphers:** Block cipher principles & Algorithms (DES, AES Blowfish), Differential and Linear Cryptanalysis, Block cipher modes of operation, Stream ciphers, RC4, Location and placement of encryption function, Key distribution.

**Asymmetric key Ciphers:** Principles of public key cryptosystems, Algorithms (RSA, Diffie-Hellman, ECC), Key Distribution.

**UNIT – III**

**Message Authentication Algorithms and Hash Functions :** Authentication requirements, Functions, Message authentication codes, Hash Functions, Secure hash algorithm, Whirlpool, HMAC, CMAC, Digital signatures, knapsack algorithm.

**Authentication Applications:** Kerberos, X.509 Authentication Service, Public – Key infrastructure, Biometric Authentication.

**UNIT – IV**

**E-Mail Security:** Pretty Good Privacy, S/MIME **IP Security:** IP Security overview, IP Security Architecture, Authentication Header, Encapsulating security payload, Combining security associations, key management.

**UNIT – V**

**Web Security:** Web security considerations, Secure Socket Layer and Transport Layer Security, Secure Electronic transaction.

**Intruders, Virus and Firewalls:** Intruders, Intrusion detection, Password management, Virus and related threats, Countermeasures, Firewall design principles, Types of firewalls.

**Case Studies on Cryptography and security:** Secure inter-branch Payment Transactions, Cross site Scripting Vulnerability, Virtual Elections.

**TEXT BOOKS**

1. Cryptography and Network Security: William Stallings, Pearson Education, 4th Edition
2. Cryptography and Network Security : AtulKathate, Mc Graw Hill, 2nd Edition.



**REFERENCE BOOKS:**

1. Cryptography and Network Security: C.K. Shyamala, N. Harini, Dr. T.R. Padmanabhan, Wiley India, 1st Edition
2. Cryptography and Network Security: Forouzan Mulkhopadhyay, Mc. Graw Hill, 2nd Edition
3. Information Security, Principles and Practice: Mark Stamp, Wiley India.
4. Principles of Computer Security : WM Arthur Conkin, Greg White, TMH
5. Introduction to Network Security: Neal Krawetz, CENGAGE Learning.
6. Network Security and Cryptography: Bemand Menezes, CENGAGE Learning.

**Course Outcomes:**

At the end of the course, the student will be able to

- Explain security concepts, Ethics in Network Security. Identify and classify various Attacks and explain the same. **(K2-Understanding, K1-Remembering)**
- Compare and contrast symmetric and asymmetric encryption systems and their vulnerability to various attacks. **(K5-Evaluating)**
- Explain the role of third-party agents in the provision of authentication services. **(K2-Understand)**
- Comprehend and apply authentication, email security, web security services and mechanisms. **(K3-Applying)**
- Distinguish and generate different protocol like SSL, TLS Vis-à-vis their applications. **(K6-Createing)**
- Categorize the effectiveness of passwords in access control and Explain firewall principles. **(K4-Analyzeing, K2-Understanding)**

**SRI INDU COLLEGE OF ENGINEERING & TECHNOLOGY**  
(An Autonomous Institution under UGC, New Delhi)

**B.Tech. - IV Year – I Semester**

L T P C  
2 0 0 2

**(R18CSE4102) Data Mining**

**UNIT I**

**Data Warehousing, Business Analysis and On-Line Analytical Processing (OLAP) :** Basic Concepts – Data Warehousing Components – Building a Data Warehouse – Database Architectures for Parallel Processing – Parallel DBMS Vendors – Multidimensional Data Model – Data Warehouse Schemas for Decision Support, Concept Hierarchies -Characteristics of OLAP Systems – Typical OLAP Operations, OLAP and OLTP.

**UNIT II**

**Data Mining – Introduction :** Introduction to Data Mining Systems – Knowledge Discovery Process – Data Mining Techniques – Issues – applications- Data Objects and attribute types, Statistical description of data, Data Preprocessing – Cleaning, Integration, Reduction, Transformation and discretization, Data Visualization, Data similarity and dissimilarity measures.

**UNIT III**

**Data Mining – Frequent Pattern Analysis :** Mining Frequent Patterns, Associations and Correlations – Mining Methods- Pattern Evaluation Method – Pattern Mining in Multilevel, Multi Dimensional Space – Constraint Based Frequent Pattern Mining, Classification using Frequent Patterns

**UNIT IV**

**Classification and Clustering :** Decision Tree Induction – Bayesian Classification – Rule Based Classification – Classification by Back Propagation – Support Vector Machines — Lazy Learners – Model Evaluation and Selection-Techniques to improve Classification Accuracy. Clustering Techniques – Cluster analysis-Partitioning Methods – Hierarchical Methods – Density Based Methods – Grid Based Methods – Evaluation of clustering – Clustering high dimensional data- Clustering with constraints, Outlier analysis-outlier detection methods.

**UNIT V:**

**Applications and Trends In Data Mining :** Data mining applications, Data Mining Products and Research Prototypes, Additional Themes on Data Mining and Social Impacts Of Data Mining.

**TEXT BOOK:**

1. Jiawei Han and Micheline Kamber, —Data Mining Concepts and Techniques, Third Edition, Elsevier, 2012.
2. Alex Berson and Stephen J.Smith, —Data Warehousing, Data Mining & OLAP, Tata McGraw – Hill Edition, 35th Reprint 2016.

**REFERENCES:**

1. K.P. Soman, Shyam Diwakar and V. Ajay, —Insight into Data Mining Theory and Practice, Eastern Economy Edition, Prentice Hall of India, 2006.
2. Ian H.Witten and Eibe Frank, —Data Mining: Practical Machine Learning Tools and Techniques, Elsevier, Second Edition.

**Course Outcomes:**

At the end of the course, the student will be able to

- Design a data mart or data warehouse for any organization(Create)
- solve raw input data and preprocess it to provide suitable input for range of data mining algorithms(Create)
- apply association rules and classification model(Applying)
- Identify the similar objects using clustering techniques(Applying)
- Explore recent trends in data mining such as web mining, spatial-temporal mining(Understanding)
- Identify business applications of data mining(Applying)

## SRI INDU COLLEGE OF ENGINEERING & TECHNOLOGY

(An Autonomous Institution under UGC, New Delhi)

**B.Tech. - IV Year – I Semester**

<b>L</b>	<b>T</b>	<b>P</b>	<b>C</b>
<b>3</b>	<b>0</b>	<b>0</b>	<b>3</b>

### Professional Elective –IV (R18INF3121) Pattern Recognition

**Objectives:**

- Adequate background knowledge about pattern recognition Practical knowledge and skills about pattern recognition tools
- Necessary knowledge to design and implement a prototype of pattern recognition application.

**UNIT I : Pattern Classifier**

Overview of pattern recognition – Discriminant functions – Supervised learning – Parametric estimation – Maximum likelihood estimation – Bayesian parameter estimation – Perceptron algorithm – LMSE algorithm – Problems with Bayes approach – Pattern classification by distance functions – Minimum distance pattern classifier.

**UNIT II : Unsupervised Classification**

Clustering for unsupervised learning and classification – Clustering concept – C-means algorithm – Hierarchical clustering procedures – Graph theoretic approach to pattern clustering – Validity of clustering solutions.

**UNIT III : Structural Pattern Recognition**

Elements of formal grammars – String generation as pattern description – Recognition of syntactic description – Parsing – Stochastic grammars and applications – Graph based structural representation.

**UNIT IV : Feature Extraction and Selection**

Entropy minimization – Karhunen – Loeve transformation – Feature selection through functions approximation – Binary feature selection.

**UNIT V : Recent Advances**

Neural network structures for Pattern Recognition – Neural network based Pattern associators – Unsupervised learning in neural Pattern Recognition – Self-organizing networks – Fuzzy logic – Fuzzy pattern classifiers – Pattern classification using Genetic Algorithms.

**Text Books:**

- 1) Pattern recognition Principles: Julius T. Tou, and Rafael C. Gonzalez, Addison-Wesley Publishing Company.
- 2) Pattern classification, Richard Duda, Hart and David Strok John Wile publishers.
- 3) Pattern Recognition, R. Shinghal, Oxrord University Press.

**References:**

- Robert J.Schalkoff, Pattern Recognition Statistical, Structural and Neural Approaches, John Wiley & Sons Inc., New York, 1992.
- Tou and Gonzales, Pattern Recognition Principles, Wesley Publication Company, London,

1974.

- Duda R.O., and Har P.E., Pattern Classification and Scene Analysis, Wiley, New York, 1973.
- Morton Nadier and Eric Smith P., Pattern Recognition Engineering, John Wiley & Sons, New York, 1993.

**Course Outcomes:**

**At the end of the course student will be able to**

- Design systems and algorithms for pattern recognition (signal classification), with focus on sequences of patterns that are analyzed using, e.g., hidden Markov models (HMM), **(Creating)**
- Analyze classification problems probabilistically and estimate classifier performance, **(Analyzing)**
- Explain and analyze methods for automatic training of classification systems, **(Understanding)**
- Apply Maximum-likelihood parameter estimation in relatively complex probabilistic models, **(Applying)**
- Explain about mixture density models and hidden Markov models, **(Understanding)**
- Explain the principles of Bayesian parameter estimation and apply them in relatively simple probabilistic models **(Understanding)**

## SRI INDU COLLEGE OF ENGINEERING & TECHNOLOGY

(An Autonomous Institution under UGC, New Delhi)

B.Tech. - IV Year – I Semester

L	T	P	C
3	0	0	3

### Professional Elective –IV (R18CSE4143) Cloud Computing

#### Objectives

- To explain the evolving computer model called cloud computing.
- To introduce the various levels of services that can be achieved by cloud.
- To describe the security aspects in cloud.

#### UNIT – I

**Systems Modeling, Clustering and Virtualization:** Distributed System Models and Enabling Technologies, Computer Clusters for Scalable Parallel Computing, Virtual Machines and Virtualization of Clusters and Data centers.

#### UNIT – II

**Foundations:** Introduction to Cloud Computing, Migrating into a Cloud, Enriching the ‘Integration as a Service’ Paradigm for the Cloud Era, The Enterprise Cloud Computing Paradigm.

#### UNIT – III

**Infrastructure as a Service (IAAS) & Platform and Software as a Service (PAAS / SAAS):** Virtual machines provisioning and Migration services, On the Management of Virtual machines for Cloud Infrastructures, Enhancing Cloud Computing Environments using a cluster as a Service, Secure Distributed Data Storage in Cloud Computing.

Aneka, Comet Cloud, T-Systems’, Workflow Engine for Clouds, Understanding Scientific Applications for Cloud Environments.

#### UNIT – IV

**Monitoring, Management and Applications:** An Architecture for Federated Cloud Computing, SLA Management in Cloud Computing, Performance Prediction for HPC on Clouds, Best Practices in Architecting Cloud Applications in the AWS cloud, Building Content Delivery networks using Clouds, Resource Cloud Mashups.

#### UNIT – V

**Governance and Case Studies:** Organizational Readiness and Change management in the Cloud age, Data Security in the Cloud, Legal Issues in Cloud computing, Achieving Production Readiness for Cloud Services.

#### TEXT BOOKS

- 1) Cloud Computing: Principles and Paradigms by Rajkumar Buyya, James Broberg and Andrzej M. Goscinski, Wiley, 2011.
- 2) Distributed and Cloud Computing, Kai Hwang, Geoffery C.Fox, Jack J.Dongarra, Elsevier, 2012.

#### REFERENCE BOOKS

- 1) Cloud Computing : A Practical Approach, Anthony T.Velte, Toby J.Velte, Robert Elsenpeter, Tata McGraw Hill, rp2011.
- 2) Enterprise Cloud Computing, Gautam Shroff, Cambridge University Press, 2010.
- 3) Cloud Computing: Implementation, Management and Security, John W. Rittinghouse, James F.Ransome, CRC Press, rp2012.
- 4) Cloud Application Architectures: Building Applications and Infrastructure in the Cloud, George Reese, O’Reilly, SPD, rp2011.

- 5) Cloud Security and Privacy: An Enterprise Perspective on Risks and Compliance, Tim Mather, Subra Kumaraswamy, Shahed Latif, O'Reilly, SPD, rp2011.

**Course Outcomes:**

**At the end of the course student will be able to**

- Implement knowledge of latest Technologies and how to create virtual machines in a single physical device(**k1Apply**)
- Develop virtual machines by using hypervisor software.(**k6-Create**)
- Execute migration techniques and virtual machines can be migrated from one host to another host(**k5-Evaluate**)
- Describe the Cloud Services like IAAS, PAAS, SAAS and Distributed Data Storage in Cloud(**k2-Understand**)
- Demonstrate Monitoring and Management and Applications and SLA Management and Understand the AWS console create the S3 registration and creating buckets in the S3 Cloud(**k3-Apply**)
- Master systemSupport different hardware components related with Distributed Cloud and best Practices in Architecting Cloud Applications in the AWS Cloud( **k5-Evaluate**)

**SRI INDU COLLEGE OF ENGINEERING & TECHNOLOGY**

(An Autonomous Institution under UGC, New Delhi)

B.Tech. - IV Year – I Semester

L T P C

3 0 0 3

**Professional Elective -IV  
(R18INF4141) Ad hoc Sensor Networks**

**Objectives:**

- To understand the concepts of sensor networks
- To understand the MAC and transport protocols for adhoc networks
- To understand the security of sensor networks
- To understand the applications of adhoc and sensor networks

**UNIT- I : Introduction to Ad Hoc Wireless Networks:** Characteristics of MANETs, Applications of MANETs, Challenges.

**Routing in MANETs:** Topology-based versus Position-based approaches, Topology based routing protocols, Position based routing, Other Routing Protocols.

**UNIT- II : Data Transmission in MANETs:** The Broadcast Storm, Multicasting, Geocasting  
**TCP over Ad Hoc Networks:** TCP Protocol overview, TCP and MANETs Solutions for TCP over Ad Hoc

**UNIT- III : Basics of Wireless Sensors and Applications:** The Mica Mote, Sensing and Communication Range, Design Issues, Energy consumption, Clustering of Sensors; Applications

**Data Retrieval in Sensor Networks:** Classification of WSNs, MAC layer, Routing layer, High-level application layer support, Adapting to the inherent dynamic nature of WSNs.

**UNIT- IV : Security :** Security in Ad hoc Wireless Networks, Key Management, Secure Routing, Cooperation in MANETs, Intrusion Detection Systems.

**Sensor Network Platforms and Tools:** Sensor Network Hardware, Sensor Network Programming Challenges, Node-Level Software Platforms

**UNIT- V : Operating System - TinyOS**

**Imperative Language:** nesC, Dataflow style language: TinyGALS, Node Level Simulators, ns-2 and its sensor network extension, TOSSIM

**TEXT BOOKS:**

1. Ad Hoc and Sensor Networks - Theory and Applications, *Carlos Corderio Dharma P. Aggarwal*, World Scientific Publications / Cambridge University Press, March 2006
2. Wireless Sensor Networks: An Information Processing Approach, *Feng Zhao, Leonidas Guibas*, Elsevier Science imprint, Morgan Kauffman Publishers, 2005, rp2009.

**REFERENCE BOOKS:**

1. Adhoc Wireless Networks - Architectures and Protocols, C.Siva Ram Murthy, B.S. Murthy, Pearson Education, 2004
2. Wireless Sensor Networks — Principles and Practice, Fei Hu, Xiaojun Cao, An Auerbach book, CRC Press, Taylor & Francis Group, 2010
3. Wireless Ad hoc Mobile Wireless Networks — Principles, Protocols and Applications, Subir Kumar Sarkar, et al., Auerbach Publications, Taylor & Francis Group, 2008.
4. Ad hoc Networking, *Charles E Perkins*, Pearson Education, 2001.



**Course outcomes:**

**At the end of the course student will be able to**

- Understand the concepts of Ad-hoc and Sensor networks (Understand)
- Demonstrate the data transmission and usage of protocols in ad-hoc sensor networks.(Apply)
- Analyze the design issues and data retrieval scenarios in ad-hoc sensor networks.(Analyze)
- Describe the security issues, key management and intrusion detection system in ad-hoc sensor networks.(Remember)
- Explain about various operating systems related to ad-hoc sensor networks.(Understand)
- Justify the dataflow style in various languages(Evaluate)

## SRI INDU COLLEGE OF ENGINEERING & TECHNOLOGY

(An Autonomous Institution under UGC, New Delhi)

**B.Tech. - IV Year – I Semester**

L	T	P	C
3	0	0	3

**Professional Elective -V  
(R18CSE4152) Internet of Things**

**Course Objectives:**

- To introduce the terminology, technology and its applications
- To introduce the concept of M2M (machine to machine) with necessary protocols
- To introduce the Python Scripting Language which is used in many IoT devices
- To introduce the Raspberry PI platform, that is widely used in IoT applications
- To introduce the implementation of web based services on IoT devices

**Unit – I : Introduction to Internet of Things** –Definition and Characteristics of IoT, Physical Design of IoT – IoT Protocols, IoT communication models, Iot Communication APIs IoT enabled Technologies – Wireless Sensor Networks, Cloud Computing, Big data analytics, Communication protocols, Embedded Systems, IoT Levels and Templates Domain Specific IoTs – Home, City, Environment, Energy, Retail, Logistics, Agriculture, Industry, health and Lifestyle

**Unit – II : IoT and M2M** – Software defined networks, network function virtualization, difference between SDN and NFV for IoT Basics of IoT System Management with NETCOZF, YANG-NETCONF, YANG, SNMP NETOPEER

**Unit – III : Introduction to Python** – Language features of Python, Data types, data structures, Control of flow, functions, modules, packaging, file handling, data/time operations, classes, Exception handling Python packages – JSON, XML, HTTPLib, URLLib, SMTPLib

**Unit – IV : IoT Physical Devices and Endpoints** – Introduction to Raspberry PI-Interfaces (serial, SPI, I2C) Programming – Python program with Raspberry PI with focus of interfacing external gadgets, controlling output, reading input from pins.

**Unit – V : IoT Physical Servers and Cloud Offerings** – Introduction to Cloud Storage models and communication APIs Webserver – Web server for IoT, Cloud for IoT, Python web application framework Designing a RESTful web API

**TEXT BOOKS:**

- Internet of Things – A Hands-on Approach, Arshdeep Bahga and Vijay Madiseti, Universities Press, 2015, ISBN: 9788173719547
- Getting Started with Raspberry Pi, Matt Richardson & Shawn Wallace, O’Reilly (SPD), 2014, ISBN: 9789350239759

**Course outcomes:**

**At the end of the course Student will be able to identify**

- explain the vision of IOT from a global context. (Understanding)
- Determine the Market perspective of IOT. (Evaluate)
- Use of Devices, Gateways and Data Management in IOT. (Apply)
- Construct state of the art architecture in IOT.(Create)
- Design some IOT based prototypes (Create)
- Apply effective techniques to create IOT based projects(Apply)

**SRI INDU COLLEGE OF ENGINEERING & TECHNOLOGY**  
(An Autonomous Institution under UGC, New Delhi)

**B.Tech. - IV Year – I Semester**

**L T P C**  
**3 0 0 3**

**Professional Elective -V**  
**(R18CSE3123) Distributed Databases**

**Course Objectives**

- To acquire knowledge on parallel and distributed databases and its applications.
- To study the usage and applications of Object Oriented databases.
- To learn the modeling and design of databases
- To acquire knowledge on parallel and distributed databases and its applications.
- Equip students with principles and knowledge of parallel and object oriented databases.
- Topics include distributed DBMS architecture and design; query processing and optimization;
- distributed transaction management and reliability; parallel and object database management systems.

**UNIT - I**

Features of Distributed versus Centralized Databases, Principles of Distributed Databases, Levels Of Distribution Transparency, Reference Architecture for Distributed Databases, Types of Data Fragmentation, Integrity Constraints in Distributed Databases, Distributed Database Design

**UNIT - II**

Translation of Global Queries to Fragment Queries, Equivalence transformations for Queries, Transforming Global Queries into Fragment Queries, Distributed Grouping and Aggregate Function Evaluation, Parametric Queries. Optimization of Access Strategies, A Framework for Query Optimization, Join Queries, General Queries

**UNIT - III**

The Management of Distributed Transactions, A Framework for Transaction Management, Supporting Atomicity of Distributed Transactions, Concurrency Control for Distributed Transactions, Architectural Aspects of Distributed Transactions Concurrency Control, Foundation of Distributed Concurrency Control, Distributed Deadlocks, Concurrency Control based on Timestamps, Optimistic Methods for Distributed Concurrency Control.

**UNIT - IV**

Reliability, Basic Concepts, Nonblocking Commitment Protocols, Reliability and concurrency Control, Determining a Consistent View of the Network, Detection and Resolution of Inconsistency, Checkpoints and Cold Restart, Distributed Database Administration, Catalog Management in Distributed Databases, Authorization and Protection

**UNIT - V**

Architectural Issues, Alternative Client/Server Architectures, Cache Consistency, Object Management, Object Identifier Management, Pointer Swizzling, Object Migration, Distributed Object Storage, Object Query Processing, Object Query Processor Architectures, Query Processing Issues, Query Execution, Transaction Management, Transaction Management in Object DBMSs, Transactions as Objects Database Integration, Scheme Translation, Scheme Integration, Query Processing Query Processing Layers in Distributed Multi-DBMSs, Query Optimization Issues Transaction Management Transaction and Computation Model, Multidatabase Concurrency Control, Multidatabase Recovery, Object Orientation and Interoperability, Object Management Architecture CORBA and Database

interoperability, Distributed Component Object Model, COM/OLE and Database Interoperability, PUSH-Based Technologies

**TEXT BOOKS:**

1. Distributed Databases Principles & Systems, Stefano Ceri, Giuseppe Pelagatti, TMH.
2. Principles of Distributed Database Systems, M. Tamer Ozsu, Patrick Valduriez , Pearson Education, 2nd Edition.

**REFERENCE BOOKS:**

1. Distributed Database Systems, Chanda Ray, Pearson.
2. Distributed Database Management Systems, S. K. Rahimi and Frank. S. Haug, Wiley.

**Course Outcomes**

At the end of the course, the student will be able to

- Explain the techniques used for data fragmentation, replication, and allocation during the distributed database design process.(Understanding)
- Explain theoretical and practical aspects of distributed database systems.(Understanding)
- Study and identify various issues related to the development of distributed database system.(Applying)
- Describe the design aspects of object oriented database system and related development.(Understanding)
- Evaluate simple strategies for executing a distributed query to select the strategy that minimizes the amount of data transfer(Evaluate)
- Describe distributed concurrency control based on the distinguished copy techniques and the voting methods.(Remembering)

**SRI INDU COLLEGE OF ENGINEERING & TECHNOLOGY**  
(An Autonomous Institution under UGC, New Delhi)

B.Tech. - IV Year – I Semester

L T P C  
3 0 0 3

**Professional Elective -V**  
**(R18CSE4153) Software Process & Project Management**

**Objectives:**

- Describe and determine the purpose and importance of project management from the perspectives of planning, tracking and completion of project.
- Compare and differentiate organization structures and project structures.
- Implement a project to manage project schedule, expenses and resources with the application of suitable project management tools.

**UNIT I : Software Process Maturity :** Software maturity Framework, Principles of Software Process Change, Software Process Assessment, The Initial Process, The Repeatable Process, The Defined Process, The Managed Process, The Optimizing Process.

**Process Reference Models :** Capability Maturity Model (CMM), CMMI, PCMM, PSP, TSP.

**UNIT II : Software Project Management Renaissance :** Conventional Software Management, Evolution of Software Economics, Improving Software Economics, The old way and the new way.

**Life-Cycle Phases and Process artifacts :** Engineering and Production stages, inception phase, elaboration phase, construction phase, transition phase, artifact sets, management artifacts, engineering artifacts and pragmatic artifacts, model based software architectures.

**UNIT III: Workflows and Checkpoints of process :** Software process workflows, Iteration workflows, Major milestones, Minor milestones, Periodic status assessments.

**Process Planning :** Work breakdown structures, Planning guidelines, cost and schedule estimating process, iteration planning process, Pragmatic planning.

**UNIT IV: Project Organizations :** Line-of- business organizations, project organizations, evolution of organizations, process automation.

**Project Control and process instrumentation :** The seven core metrics, management indicators, quality indicators, life-cycle expectations, Pragmatic software metrics, and metrics automation.

**UNIT V: CCPDS-R Case Study and Future Software Project Management Practices :** Modern Project Profiles, Next-Generation software Economics, Modern Process Transitions.

**TEXT BOOKS:**

1. Managing the Software Process, *Watts S. Humphrey*, Pearson Education.
2. Software Project Management, *Walker Royce*, Pearson Education.

**REFERENCE BOOKS:**

1. Effective Project Management: Traditional, Agile, Extreme, Robert Wysocki, Sixth edition, Wiley India, rp2011.
2. An Introduction to the Team Software Process, Watts S. Humphrey, Pearson Education, 2000
3. Process Improvement essentials, James R. Persse, O'Reilly, 2006
4. Software Project Management, Bob Hughes & Mike Cotterell, fourth edition, TMH, 2006

5. Applied Software Project Management, Andrew Stellman & Jennifer Greene, O'Reilly, 2006.
6. Head First PMP, Jennifer Greene & Andrew Stellman, O'Reilly, 2007
7. Software Engineering Project Managent, Richard H. Thayer & Edward Yourdon, 2nd edition, Wiley India, 2004.
8. The Art of Project Management, Scott Berkun, SPD, O'Reilly, 2011.
9. Applied Software Project Management, Andrew Stellman & Jennifer Greene, SPD, O'Reilly, rp2011.
10. Agile Project Management, Jim Highsmith, Pearson education, 2004.

**Course outcomes:**

**At the end of the course student will be able to**

- Describe software process maturity framework. (Understanding)
- Explain conventional software management and software economics. (Understanding)
- Discuss software projects and project planning. (Creating)
- Analyze project tracking and control.(Analyzing)
- Assess the role of project closure analysis (Evaluating)
- Evaluate, manage, and design processes (Evaluating)

**SRI INDU COLLEGE OF ENGINEERING & TECHNOLOGY**  
**(An Autonomous Institution under UGC, New Delhi)**

**B.Tech. - IV Year – I Semester**

<b>L</b>	<b>T</b>	<b>P</b>	<b>C</b>
<b>0</b>	<b>0</b>	<b>2</b>	<b>1</b>

**(R18INF41L1) Information Security Lab**

1. Write a C program that contains a string (char pointer) with a value 'Hello world'. The program should XOR each character in this string with 0 and displays the result.
2. Write a C program that contains a string (char pointer) with a value 'Hello world'. The program should AND or and XOR each character in this string with 127 and display the result.
3. Write a Java program to perform encryption and decryption using the following algorithms  
 a. Ceaser cipher b. Substitution cipher c. Hill Cipher
4. Write a C/JAVA program to implement the DES algorithm logic.
5. Write a C/JAVA program to implement the Blowfish algorithm logic.
6. Write a C/JAVA program to implement the Rijndael algorithm logic.
7. Write the RC4 logic in Java Using Java cryptography; encrypt the text "Hello world" using Blowfish. Create your own key using Java key tool.
8. Write a Java program to implement RSA algorithm.
9. Implement the Diffie-Hellman Key Exchange mechanism using HTML and JavaScript.
10. Calculate the message digest of a text using the SHA-1 algorithm in JAVA.
11. Calculate the message digest of a text using the MD5 algorithm in JAVA.

**Course outcomes:**

**At the end of the course student will be able to**

- To summarize master information security governance, and related legal and regulatory issues(**Understanding**)
- .To be familiar with how threats to an organization are discovered, analyzed, (**Remembering**)
- To be familiar with network security threats and countermeasures(**Remembering**)
- To be familiar with network security designs using available secure solutions (such as PGP,SSL, IPsec, etc).(**Creating**)
- To be familiar with advanced security issues and technologies (such as DoS attack detection and containment, and anonymous communication(**Evaluating**)
- compare and contrast symmetric and asymmetric encryption systems and their vulnerability to attack, and explain the characteristics of hybrid systems.(**Analyzing**)

<b>SRI INDU COLLEGE OF ENGINEERING &amp; TECHNOLOGY</b>				
<b>(An Autonomous Institution under UGC, New Delhi)</b>				
<b>B.Tech. - IV Year – I Semester</b>		<b>L</b>	<b>T</b>	<b>P</b>
		<b>0</b>	<b>0</b>	<b>2</b>
		<b>1</b>		
<b>(R18INF41L2) Technical Seminar</b>				

<b>SRI INDU COLLEGE OF ENGINEERING &amp; TECHNOLOGY</b>				
<b>(An Autonomous Institution under UGC, New Delhi)</b>				
<b>B.Tech. - IV Year – I Semester</b>		<b>L</b>	<b>T</b>	<b>P</b>
		<b>0</b>	<b>0</b>	<b>0</b>
		<b>2</b>		
<b>(R18INF41P2) Industrial Oriented Mini Project/ Summer Internship</b>				

<b>SRI INDU COLLEGE OF ENGINEERING &amp; TECHNOLOGY</b>				
<b>(An Autonomous Institution under UGC, New Delhi)</b>				
<b>B.Tech. - IV Year – I Semester</b>		<b>L</b>	<b>T</b>	<b>P</b>
		<b>0</b>	<b>0</b>	<b>6</b>
		<b>3</b>		
<b>(R18INF41P1) Comprehensive Viva-Voce</b>				



## SRI INDU COLLEGE OF ENGINEERING & TECHNOLOGY

(An Autonomous Institution under UGC, New Delhi)

**B.Tech. - IV Year – II Semester**

L	T	P	C
3	0	0	3

### (R18HAS4201) Organizational Behaviour

The Objective of the course is to give a basic perspective of Management theories and practices. This will form foundation to study other functional areas of management. Also this course provides insight into behavioral issues.

**Unit – 1:** Introduction to Management: Definition, Types of Managers, Mintzberg Managerial roles, Functions of Management, Administration vs. Management, Evolution of Management Thought – Planning: Nature of planning, Steps in planning, types of planning, Levels of planning – The Planning Process. Decision Making : The process and techniques of decision making.

**Unit – 2:** Organising: Nature of organizing, organisation levels and span of management – Factors determining span – Organizational design and structure –departmentation, line and staff concepts, staffing – delegation, decentralization and recentralisation of authority – responsive organizations. Meaning and types of power – Empowerment – Groups Vs. Teams – Nature of groups –dynamics of informal groups – dysfunctions of groups and teams – Teams in modern work place.

**Unit – 3:** Introduction to Organisational Behavior: Definition, Nature and Scope – Environmental and organizational context and the impact on organizations – Perception: Nature and importance of Perception – Perceptual selectivity and organization. Attribution Theories. Personality and Attitudes – Meaning of personality – Johari Window and Transactional Analysis – Nature and Dimension of Attitudes- Behavioral Modification.

**Unit – 4:** Motivation and Leading: Theories of Motivation-Maslow’s need hierarchy, Hertzberg’s Two Factor Theory. Job design and Goal setting for High performance- Socio technical Design and High performance work practices. Leading: Leading Vs Managing – Leadership Theories- Leadership styles – developing leadership skills – transformational leaders, transactional leaders, Leadership in Cross-cultural environment – Evaluating Leader- Women and Corporate leadership.

**Unit – 5:** Communication and Control: Meaning, Types of communication and barriers to effective communication in Organizations, Using Communication Skills to manage Conflicts. Controlling: Basic control process- Requirements for effective control – control techniques – Overall controls and preventive controls.

#### References

- Koontz, Wehrich & Aryasri: *Principles of Management*, TMH, New Delhi, 2009
- Luthans, Fred: *Organisational Behaviour*, 11/e, McGraw Hill, 2009
- Stoner, Freeman and Gilbert: Jr. *Management*, Pearson, New Delhi, 2009.
- Aryasri & VSP Rao: *Management and Organisational Behaviour*, Excel, 2009
- Kavitha Singh: *Organisational Behaviour*, Pearson, 2009.
- Kellogg: *Conflict in Organizational Groups*, Kogan Page, 2009
- John M. Ivancevich: *Organisational Behaviour & Management*, TMH, 2009
- Schermerhorn: *Management*, Wiley 2009
- Pierce and Gardner: *Management and Organisational Behaviour: An Integrated Perspective*, Cengage, 2009.
- BPP: *Organisational Behaviour*, Viva, 2009

- Aswathappa: Organisational Behaviour, Himalaya, 2009
- Certo and Certo: Modern Management, 10/e, PHI, 2009
- R Satyaraju & A. Parthasarathy: Management Text and Cases, PHI, 2009.
- Prem Vrat, K K Ahuja, P K Jain: Case Studies in Management, Vikas, 2006.

**COURSE OUTCOMES:**

**At the end of the course student will be able to**

- Explain the organizational behavioral challenges in the Canadian work environment. **(Understanding)**
- Illustrate the impact of perception, personality and emotions. **.(Understanding)**
- Articulate the impact of values, attitudes and the influence of diversity. **.(Understanding)**
- Describe the major motivational theories that affect the workplace. **(Remembering)**
- Discuss the difference between work groups and work teams and the models of team development. **(Creating)**
- Summarize the communication channels and their barriers. **(Understanding)**

# SRI INDU COLLEGE OF ENGINEERING & TECHNOLOGY

(An Autonomous Institution under UGC, New Delhi)

B.Tech. - IV Year – II Semester

L T P C

3 0 0 3

## Professional Elective -VI (R18CSE4261) Distributed Systems

### Objectives

- To understand what and why a distributed system is
- To understand theoretical concepts, namely, virtual time, agreement and consensus protocols
- To understand IPC, Group communication & RPC concepts.
- To understand the DFS and DSM Concepts.
- To understand the concepts of transaction in distributed environment and associated concepts, namely, concurrency control, deadlocks and error recovery.

### UNIT – I

**Characterization of Distributed Systems :** Introduction, Examples of distributed Systems, Resource Sharing and the Web, Challenges.

**System Models :** Introduction, Architectural models and Fundamental models

### UNIT II

**Time and Global States:** Introduction, Clocks, events and Process states, Synchronizing physical clocks, logical time and logical clocks, global states, distributed debugging.

**Coordination and Agreement:** Introduction, Distributed mutual exclusion, Elections, Multicast communication, consensus and related problems.

### UNIT – III

**Inter Process Communication :** Introduction, The API for the Internet Protocols , External Data Representation and marshalling, Client-Server Communication, Group Communication, Case Study: IPC in UNIX.

**Distributed objects and Remote Invocation:** Introduction, Communication between distributed objects, Remote Procedure Call, Events and notifications, Case study: JAVA RMI.

### UNIT – IV

**Distributed File Systems:** Introduction, File Service architecture, Case Study1: SUN network file systems, Case Study 2: .The Andrew File System.

**Name Services:** Introduction, Name Services and the Domain Name System, Directory Services, Case study of the Global Name Service

**Distributed Shared Memory:** Introduction, Design and Implementation issues, Sequential consistency and IVY case study, Release consistency and Munin case study, Other consistency models

### UNIT V

**Transactions and Concurrency control:** Introduction, Transactions, Nested Transactions, Locks, Optimistic concurrency control, Timestamp ordering, Comparison of methods for concurrency control.

**Distributed Transactions:** Introduction, Flat and Nested Distributed Transactions, Atomic commit protocols, Concurrency control in distributed transactions, Distributed deadlocks, Transaction recovery

**TEXT BOOKS:**

1. Distributed Systems, Concepts and Design, G Coulouris, J Dollimore and T Kindberg, Pearson Education, 4<sup>TH</sup> Edition, 2009.

**REFERENCES:**

1. Distributed Systems: Principles and Paradigms, S. Tanenbaum and Maarten Van Steen, 2<sup>nd</sup> Edition, PHI.
2. Distributed Systems, An Algorithm Approach, Sukumar Ghosh, Chapman & Hali/CRC, Taylor & Fransis Group, 2007.

**Course Outcomes:**

**At the end of the course student will be able to**

- explain various architectures used to design distributed systems, such as client-server and peer-to-peer. **(Understanding)**
- Build distributed systems using various inter-process communication techniques, such as remote method invocation, remote events, and tuple spaces. **(Creating)**
- Build distributed systems using various techniques for tolerating partial failures, such as leasing and replication. **(Creating)**
- Build distributed systems using various inter-process coordination techniques, such as distributed mutual exclusion, distributed monitors, and tuple spaces. **(Creating)**
- Explain various distributed algorithms, such as logical clocks and leader election. . **(Understanding)**
- Analyze and explain current distributed systems research literature. **(Analyzing)**

**SRI INDU COLLEGE OF ENGINEERING & TECHNOLOGY**  
(An Autonomous Institution under UGC, New Delhi)

**B.Tech. - IV Year – II Semester**

**L T P C**  
**3 0 0 3**

**Professional Elective -VI**  
**(R18CSE4262) Cyber Forensics**

**objectives:** The student should be made to:

- Learn the security issues network layer and transport layer.
- Be exposed to security issues of the application layer.
- Learn computer forensics.
- Be familiar with forensics tools.
- Learn to analyze and validate forensics data.

**UNIT I : Network Layer Security & Transport Layer Security**

IPSec Protocol – IP Authentication Header – IP ESP – Key Management Protocol for IPSec. Transport layer Security: SSL protocol, Cryptographic Computations – TLS Protocol.

**UNIT II : E-mail Security & Firewalls**

PGP – S/MIME – Internet Firewalls for Trusted System: Roles of Firewalls – Firewall related terminology- Types of Firewalls – Firewall designs – SET for E-Commerce Transactions.

**UNIT III : Introduction to Computer Forensics**

Introduction to Traditional Computer Crime, Traditional problems associated with Computer Crime. Introduction to Identity Theft & Identity Fraud. Types of CF techniques – Incident and incident response methodology – Forensic duplication and investigation. Preparation for IR: Creating response tool kit and IR team. – Forensics Technology and Systems – Understanding Computer Investigation – Data Acquisition.

**UNIT IV : Evidence Collection and Forensics Tools**

Processing Crime and Incident Scenes – Working with Windows and DOS Systems. Current Computer Forensics Tools: Software/ Hardware Tools.

**UNIT V : Analysis and Validation**

Validating Forensics Data – Data Hiding Techniques – Performing Remote Acquisition – Network Forensics – Email Investigations – Cell Phone and Mobile Devices Forensics.

**Outcomes:**

Upon completion of the course, the student should be able to:

- Discuss the security issues network layer and transport layer.
- Apply security principles in the application layer.
- Explain computer forensics.
- Use forensics tools.
- Analyze and validate forensics data.

**Text books:**

- Man Young Rhee, “Internet Security: Cryptographic Principles”, “Algorithms and Protocols”, Wiley Publications, 2015.
- Nelson, Phillips, Einfinger, Steuart, “Computer Forensics and Investigations”, Cengage Learning, India Edition, 2016.

**References:**

- John R. Vacca, “Computer Forensics”, Cengage Learning, 2015
- Richard E. Smith, “Internet Cryptography”, 3rd Edition Pearson Education, 2014.
- Marjie T. Britz, “Computer Forensics and Cyber Crime”: An Introduction”, 3rd Edition, Prentice Hall, 2017.

**COURSE OUTCOMES:**

**At the end of the course the student will be able to**

- learn investigation tools and techniques. **(Understanding)**
- analysis of data to identify evidence, Technical Aspects & Legal Aspects related to cyber crime. **(Analyzing)**
- Evaluate an incident / crime scene as being a possible case. **(Analyzing)**
- Analyze a large amount of digital evidence and identify the most significant data. **(Evaluating)**
- develop and maintain a precise documentation. **(Creating)**
- discuss the use of different computer forensic tools. **(Creating)**

**SRI INDU COLLEGE OF ENGINEERING & TECHNOLOGY**  
(An Autonomous Institution under UGC, New Delhi)

**B.Tech. - IV Year – II Semester**

**L T P C**  
**3 0 0 3**

**Professional Elective -VI**  
**(R18CSE4263) Human Computer Interaction**

**Objectives:**

You will gain an overview of Human-Computer Interaction (HCI), with an understanding of user interface design in general, and alternatives to traditional „keyboard and mouse“ computing; become familiar with the vocabulary associated with sensory and cognitive systems as relevant to task performance by humans; be able to apply models from cognitive psychology to predicting user performance in various human-computer interaction tasks and recognize the limits of human performance as they apply to computer operation; appreciate the importance of a design and evaluation methodology that begins with and maintains a focus on the user; be familiar with a variety of both conventional and non-traditional user interface paradigms, the latter including virtual and augmented reality, mobile and wearable computing, and ubiquitous computing; and understand the social implications of technology and their ethical responsibilities as engineers in the design of technological systems. Finally, working in small groups on a product design from start to finish will provide you with invaluable team-work experience.

**UNIT- I**

Introduction: Importance of user Interface – definition, importance of good design. Benefits of good design. A brief history of Screen design.

The graphical user interface – popularity of graphics, the concept of direct manipulation, graphical system, Characteristics, Web user – Interface popularity, characteristics- Principles of user interface.

**UNIT- II**

Design process – Human interaction with computers, importance of human characteristics human consideration, Human interaction speeds, understanding business junctions.

Screen Designing:- Design goals – Screen planning and purpose, organizing screen elements, ordering of screen data and content – screen navigation and flow – Visually pleasing composition – amount of information – focus and emphasis – presentation information simply and meaningfully – information retrieval on web – statistical graphics – Technological consideration in interface design.

**UNIT- III**

Windows – New and Navigation schemes selection of window, selection of devices based and screen based controls.

Components – text and messages, Icons and increases – Multimedia, colors, uses problems, choosing colors.

**UNIT- IV**

Software tools – Specification methods, interface – Building Tools.

**UNIT- V**

Interaction Devices – Keyboard and function keys – pointing devices – speech recognition digitization and generation – image and video displays – drivers.

**TEXT BOOKS:**

1. The essential guide to user interface design, Wilbert O Galitz, Wiley DreamTech.
2. Designing the user interface. 3rd Edition Ben Shneidermann, Pearson Education Asia.

**REFERENCE BOOKS:**

1. Human – Computer Interaction. Alan Dix, Janet Finckay, Greg Goryd, Abowd, Russell Beag, Pearson Education
2. Interaction Design Prece, Rogers, Sharps. Wiley Dreamtech.
3. User Interface Design, Soren Lauesen , Pearson Education.
4. Human –Computer Interaction,D.R.Olsen, Cengage Learning.
5. Human –Computer Interaction, Smith - Atakan, Cengage Learning.

**Course Outcomes:**

**at the end of the course student will be able to**

- Apply HCI and principles to interaction design.**(Applying)**
- Design certain tools for blind or PH people. **.(Creating)**
- Design effective HCI for individuals and persons with disabilities.**(Creating)**
- Assess the importance of user feedback.**(Evaluating)**
- Explain the HCI implications for designing multimedia/ ecommerce/ e-learning Web sites.**(Understanding)**
- Develop meaningful user interface.**(Applying)**



**SRI INDU COLLEGE OF ENGINEERING & TECHNOLOGY**

**(An Autonomous Institution under UGC, New Delhi)**

<b>B.Tech. - IV Year – II Semester</b>		<b>L</b>	<b>T</b>	<b>P</b>	<b>C</b>
		<b>0</b>	<b>0</b>	<b>14</b>	<b>7</b>
<b>(R18INF42P1) Project Work</b>					

## LIST OF OPEN ELECTIVES

### Open Elective – I

S. No.	Course Code	Course Title	L	T	P	Credits
1	R18CIV3271	Disaster Management & Mitigation	3	0	0	3
2	R18CSE3272	Database Concepts				
3	R18ECE3273	Consumer Electronics				
4	R18EEE3274	Electrical Estimation & Costing				
5	R18INF3275	Information Technology Essentials				
6	R18MED3276	Introduction to Robotics				
7	R18HMS3277	Fundamentals of Entrepreneurship				
8	R18HMS3278	Day to Day Biology				

**SRI INDU COLLEGE OF ENGINEERING & TECHNOLOGY****(An Autonomous Institution under UGC, New Delhi)****B.Tech. - III Year – II Semester****OPEN ELECTIVE- I**

L	T	P	C
3	0	0	3

**(R18CIV3271) Disaster Management & Mitigation****Course Objectives**

The objective of this course is to provide an understanding of basic concepts of various disasters and its management. In addition, the course is expected to develop scientific temperament and mitigation techniques to manage disaster.

1. To understand basic concepts of disaster and hazards of India.
2. To study the various natural disasters.
3. To study the various manmade disasters.
4. To understand the disaster management principles.
5. To study the modern techniques used in disaster mitigation and management.

**UNIT I - Introduction To Disaster** - Meaning, Nature, Importance of Hazard, Risk, Vulnerability and Disaster Dimensions & Scope of Disaster Management - India's Key Hazards – Vulnerabilities - National disaster management framework - Disaster Management Cycle.

**UNIT II - Natural Disaster** - Natural Disasters- Meaning and nature of natural disaster; their types and effects. Floods, drought, cyclone, earthquakes, landslides, avalanches, volcanic eruptions, Heat and cold waves, Climatic change: global warming, Sea level rise, ozone depletion.

**UNIT III - Anthropogenic Disaster** - Man Made Disasters- Nuclear disasters, chemical disasters, biological disasters, building fire, coal fire, forest fire, oil fire, air pollution, water pollution, deforestation and industrial waste water pollution.

**UNIT IV - Approaches in Disaster Management** - Pre- disaster stage (preparedness) - Preparing hazard zonation maps, Predictability/ forecasting & warning - Preparing disaster preparedness plan Land use zoning - Preparedness through Information, education. Emergency Stage - Rescue training for search & operation - Immediate relief - Assessment surveys. Post Disaster stage – Rehabilitation - Social Aspect - Economic Aspect and Environmental Aspect.

**UNIT V - Disaster Mitigation** - Meteorological observatory - Seismological observatory - Hydrology Laboratory and Industrial Safety inspectorate. Technology in Disaster Management Emergency Management Systems (EMS) in the Disaster Management Cycle Remote Sensing and Geographic Information Systems (GIS) in Disaster Management, Contemporary Topics.

**TEXT BOOK**

1. Sharma.S.R, “Disaster management”, A P H Publishers, 2011.

**REFERENCES**

6. VenuGopalRao.K, “Geoinformatics for Disaster Management”, Manglam Publishers and Distributors, 2010.
7. Singh.R.B, “Natural Hazards and Disaster Management: Vulnerability and Mitigation”, Rawat Publications, 2006.
8. Gupta.H.K, “Disaster Management”, University Press, India, 2003.
9. Gupta.M.C, “Manuals on Natural Disaster management in India”, National Centre for Disaster Management, IIPA, New Delhi, 2001.

**SRI INDU COLLEGE OF ENGINEERING & TECHNOLOGY****(An Autonomous Institution under UGC, New Delhi)****B.Tech. - III Year – II Semester****OPEN ELECTIVE- I**

L	T	P	C
3	0	0	3

**(R18CSE3272) Database Concepts****Course Objectives**

To study the concepts of Relational Database design and query languages

1. To provide a general introduction to relational model
2. To learn about ER diagrams
3. To learn about Query processing and Transaction Processing

**UNIT I: Introduction to Database Management** - Introduction to Database Management systems – History - Characteristics – Users- three-level architecture- Entity-- relationship data model.

**UNIT II: The Relational Data Model and Relational Algebra** - Data structures – Mapping E-R Model to Relational model – data manipulation – integrity – advantages – rules for fully relational systems – relational algebra – relational algebra queries.

**UNIT III: Structured Query Language and Normalization** - SQL – Data definition – manipulation – views SQL in procedural programming – data integrity and constraints – triggers – data control – database security. Normalization – Undesirable properties – single-valued normalization – desirable properties of decompositions – multivalued dependencies

**UNIT IV: Storage Indexing and Transactions Management** - Different types of memories – secondary storage – buffer management – file structures – heap files – sorted files – index and types – indexed sequential file – B-tree – B+ tree. Transaction management – concepts – examples – schedules – serializability – concurrency control – deadlocks – lock and multiple granularity – nonlocking techniques.

**UNIT V: Database Backup, Recovery and Security** - Database system failure – backup – recovery and concept of log – log-based recovery techniques – types of recovery – log-based immediate update recovery technique. Database Security – violations – identifications and authentication – authorization / access control – security of statistical databases – audit policy – internet applications and encryption, Contemporary Topics.

**TEXT BOOK**

1. Gupta.G.K, “Database Management Systems”, Tata McGraw Hill, 2011.

**REFERENCES**

1. Silberschatz, Korth.H and Sudarshan.S, “Database System Concepts”, 6th Edition, McGraw-HillInternational, 2011.
2. Hector Garcia-Molina, Jeffrey D.Ullman, Jennifer Widom, “Database System The Complete Book, 1st Edition, Pearson 2002.
3. RamezElmasri and ShamkantB.Navathe, “Fundamentals of Database Systems”, Fifth Edition, Pearson, 2008.

## SRI INDU COLLEGE OF ENGINEERING & TECHNOLOGY

(An Autonomous Institution under UGC, New Delhi)

B.Tech. - III Year – II Semester

OPEN ELECTIVE- I

L	T	P	C
3	0	0	3

**(R18ECE3273) Consumer Electronics**

### Course Objectives:

- Students are able to understand consumer electronics fundamentals, microprocessors and microcontrollers, energy management and intelligent building perspective. Audio systems, Display systems, video systems and recording systems
- Student is able to demonstrate smart Home, Home Virtual Assistants, Home security systems and types of sensors RFID Home , kitchen electronics and smart alarms, smart toilet, smart floor and smart locks
- Students are able to discuss cordless telephones, Fax machines PDA's TABLETs Smart phones and Smart watches. Video conferencing systems, Internet enabled systems, Wi-Fi, Li-Fi, GPS and Tracking systems

**UNIT I: Consumer Electronics Fundamentals** - History of Electronic Devices- Vacuum Tubes, Transistors, Integrated Circuits- Moore Law, Semiconductor Devices, Diodes, Rectifiers, Transistors, Logic Gates, Combinational Circuits, ADC, DAC and Microprocessors, Microprocessor Vs Microcontrollers, Microcontrollers in consumer electronics, Energy management, Intelligent Building Perspective.

**UNIT II: Entertainment Electronics** - Audio systems: Construction and working principle of : Microphone, Loud speaker, AM and FM receiver, stereo, 2.1 home theatre, 5.1 home theatre . Display systems: CRT, LCD, LED and Graphics displays Video Players : DVD and Blue RAY. Recording Systems: Digital Cameras and Camcorders.

**UNIT III: Smart Home** - Technology involved in Smart home, Home Virtual Assistants- Alexa and Google Home. Home Security Systems - Intruder Detection, Automated blinds, Motion Sensors, Thermal Sensors and Image Sensors, PIR, IR and Water Level Sensors.

**UNIT IV: Home Appliances** - Home Enablement Systems: RFID Home, Lighting control, Automatic Cleaning Robots, Washing Machines, Kitchen Electronics- Microwave, Dishwasher, Induction Stoves, Smart Refrigerators, Smart alarms, Smart toilet, Smart floor, Smart locks.

**UNIT V: Communication Systems** - Cordless Telephones, Fax Machines, PDAs- Tablets, Smart Phones and Smart Watches. Introduction to Smart OS- Android and iOS. Video Conferencing Systems- Web/IP Camera, Video security, Internet Enabled Systems, Wi-Fi, IoT, Li-Fi, GPS and Tracking Systems, Contemporary Topics.

### TEXT BOOKS:

1. Thomas L Floyd "Electronic Devices" 10th Edition Pearson Education Asia 2018.
2. Philp Hoff "Consumer Electronics for Engineers" - Cambridge University Press.1998.
3. Jordan Frith, " Smartphones as Locative Media ", Wiley. 2014.
4. Dennis C Brewer, " Home Automation", Que Publishing 2013.
5. Thomas M. Coughlin, "Digital Storage in Consumer Electronics", Elsevier and Newness 2012.

**Course Outcomes:**

- C325.1. summarize the consumer electronics fundamentals and explain about microprocessors and microcontrollers, energy management and intelligent building perspective (K2-Understand)
- C325.2. Demonstrate Audio systems, Display systems, video systems and recording systems (K3-Apply)
- C325.3. Describe the smart Home, Home Virtual Assistants, Home security systems and Different types of sensors (K2-Understand)
- C325.4. Outline the home enablement systems like RFID Home, kitchen electronics and smart alarms, smart toilet, smart floor and smart locks. (K4-Analyse)
- C325.5. Discuss cordless telephones, Fax machines PDA's TABLETs Smart phones and Smart watches.
- C325.6. Compare and explain Android and iOS and demonstrate Video conferencing systems, Internet enabled systems, Wi-Fi, Li-Fi, GPS and Tracking systems. (K5-Evaluate)

## SRI INDU COLLEGE OF ENGINEERING & TECHNOLOGY

(An Autonomous Institution under UGC, New Delhi)

B.Tech. - III Year – II Semester

OPEN ELECTIVE- I

L	T	P	C
3	0	0	3

### (R18EEE3274) Electrical Estimation & Costing

**Unit I: Electrical Symbols and Diagrams:** (i) Need of symbols; List of symbols for electrical equipment and accessories used in electrical works. Light, fan and power circuits, alarm and indicating circuit, contactor control circuits as per I.S.S. (ii) Type of diagrams - Wiring diagrams (multiple and single line representation) and schematic diagrams as per I.S.S. (\* One Drawing Sheet for at least - 50 symbols).

**Wiring materials and accessories:** (1) Brief description, general specifications (as per I.S.S.) and approximate cost of different types of wires, cables, switches, distribution board, switch board, boxes, batten and its accessories, conduit and its accessories, lamp holders, socket outlets, plug ceiling roses. Fuse and energy meter used in domestic and power wiring installations.

**Unit II: Light and Fan Circuits:** Schematic and wiring diagrams (multiline and single line both) using junction boxes and looping systems for the following types of circuits:- (i) Light and fan controlled by necessary switches and regulators. (ii) Stair case wiring (iii) Corridor lighting (iv) One lamp controlled by three or more switches.

**Unit III: Principles of Estimating and Costing:** Purpose of estimating and costing, essentials of estimating and costing-market survey, price list and net prices, preparation of list of materials, calculation of material and labor cost, contingencies, overhead charges, profit and total cost. Estimation of Domestic Internal Wiring Circuits: (i) Description of various wiring systems and methods. (ii) Need of earthing and point to be earthed in internal wiring system as per IE rules. (iii) I.S. specifications, calculation of No. of points (light, fan, socket outlet), calculation of total load including domestic power, determination of no. of circuits, size of wires and cables, switches and main switch, distribution board and switch board, batten conduit and other wiring accessories.

**Unit IV: Estimation of Power Wiring:** I.S. specifications and I.E. rules, calculation of current for single and three phase motors. Determination of sizes of cables, conductors distribution board, main switches and starters for power circuits. Cost of equipment and accessories and schedule of materials. Estimation and cost of material and work for motors up to 20 H.P., pump sets and small workshops.

**Unit V: Estimation of Overhead and Underground Distribution Lines:** Main components of overhead lines-line supports, cross-arm, clamps, conductors and stay sets, lightning arrestors, danger plates, ant climbing devices, bird guards, jumpers etc., concreting of poles, earthing of transmission line, formation of lines, specification of materials for O.H. lines, I.S. specification and I.E. rules. Cost of material and work for overhead and underground lines upto 11 KV only.

**Estimation of Small Sub-Station:** Main equipment and auxiliaries installed on the substation. Estimation of materials required for a small distribution substation (indoor and outdoor type platform and pole mounted). Costing of material and work of above substations, Contemporary Topics.

**Text Books:**

1. S.K Bhattacharya, “Electrical Engineering Drawing & Design Estimating”.Wiley Eastern Ltd. New Delhi.
2. Surjeet Singh, “Electrical Eesign& Drawing” S.K.Kataria& Sons New Delhi.

**Reference Books:**

1. O. P. Soni,” Electrical Engg. Design & Drawing” SatyaPrakashan Delhi.

## SRI INDU COLLEGE OF ENGINEERING & TECHNOLOGY

(An Autonomous Institution under UGC, New Delhi)

**B.Tech. - III Year – II Semester**

**OPEN ELECTIVE- I**

<b>L</b>	<b>T</b>	<b>P</b>	<b>C</b>
<b>3</b>	<b>0</b>	<b>0</b>	<b>3</b>

**(R18INF3275) Information Technology Essentials**

**COURSE OBJECTIVES:**

- To introduce the principles required for building web applications.
- To provide working knowledge of the technologies needed for web application development
- To know about scripting languages.
- To understand principles of database access and storage.
- To understand various applications related to Information Technology.

**COURSE OUTCOMES:** Student will be able to

- Design and deploy web-sites
- Design and deploy simple web-applications
- Create simple database applications
- Develop an information system
- Describe the basics of networking

**UNIT I: Web Essentials** - Creating a Website - Working principle of a Website - Browser fundamentals - Authoring tools - Types of servers: Application Server - Web Server - Database Server – HTML basics – HTML tags and their use

**UNIT II: Scripting Essentials** - Need for Scripting languages - Types of scripting languages - Client side scripting - Server side scripting - PHP - Working principle of PHP - PHP Variables - Constants - Operators – Flow Control and Looping - Arrays - Strings - Functions - File Handling - PHP and HTML - Cookies – Sessions - Authentication – Introduction to JavaScript

**UNIT III: Database Essentials** - Database management - Database terms - MySQL - commands – Data types – Indexes – Functions – Accessing MySQL using PHP.

**UNIT IV: Networking Essentials** - Fundamental computer network concepts - Types of computer networks - Network layers - TCP/IP model - Wireless Local Area Network - Ethernet - WiFi - Network Routing - Switching - Network components

**UNIT V: Application Essentials** - Creation of simple interactive applications - Simple database applications - Multimedia applications - Design and development of information systems – Personal Information System – Information retrieval system – Social networking applications, Contemporary Topics

**TEXT BOOKS:**

1. Robin Nixon, "Learning PHP, MySQL, JavaScript, CSS & HTML5" Third Edition, O'REILLY, 2014.
2. James F. Kurose, "Computer Networking: A Top-Down Approach", Sixth Edition, Pearson, 2012.

**REFERENCES:**

1. GottapuSasibhushanaRao, "Mobile Cellular Communication", Pearson, 2012.
2. R. Kelly Rainer , Casey G. Cegielski , Brad Prince, Introduction to Information Systems, Fifth Edition, Wiley Publication, 2014.
3. it-ebooks.org



## SRI INDU COLLEGE OF ENGINEERING & TECHNOLOGY

(An Autonomous Institution under UGC, New Delhi)

B.Tech. - III Year – II Semester

OPEN ELECTIVE- I

L	T	P	C
3	0	0	3

(R18MED3276) Introduction to Robotics

**COURSE OBJECTIVE:** To impart knowledge about the basics of robot components and applications.

**COURSE OUTCOMES:**

1. Basics of Robot anatomy
2. Working of end effectors and drive systems
3. Kinematics and transformation analysis of robot
4. Various types of robot sensors
5. Robot cell design and applications of robot

**UNIT I: Robot Basics** - Robot-Basic concepts, Need, Law, History, Anatomy, specification. Robot configurations-Cartesian, cylinder, polar and articulate. Robot wrist mechanism, Precision and accuracy of robot-simple problems.

**UNIT II: Robot Elements** - End effectors-Classification, Types of Mechanical actuation, Gripper force analysis, Gripper design, Robot drive system-Types, Position and velocity feedback devices-Robot joints and links-Types, Motion interpolation.

**UNIT III: Robot Kinematics** - Robot kinematics – Direct and inverse kinematics – 2 and 3 DOF of kinematics analysis-Robot trajectories – Control of robot manipulators – Point to point, Contouring motion- 2D and 3D Transformation-Scaling, Rotation, Translation, Homogeneous coordinates, multiple transformation-Simple problems.

**UNIT IV: Robot Sensors** - Sensors in robot – Touch sensors-Tactile sensor – Proximity and range sensors – Robotic vision sensor-Force sensor-Light sensors, Pressure sensors

**UNIT V: Robot Cell Design And Applications** - Robot work cell design and control – Safety measures in Robot – Robot cell layouts – Multiple robots and machine interference – Robot cycle time analysis – Industrial applications of robots, Nanorobots, Robot programming-Basic program, Contemporary Topics.

**TEXT BOOKS:**

1. Deb.S.R, “Robotics Technology and Flexible Automation”, Tata McGraw – Hill Publishing Company Limited, 2010.
2. Mikell. P. Groover, ‘Industrial Robotics Technology’, Programming and Applications, McGraw Hill Co, 2008.

**REFERENCES:**

1. Klafter.R.D, Chmielewski.T.A, and Noggin’s., “Robot Engineering : An Integrated Approach”, Prentice Hall of India Pvt. Ltd.,1994.
2. Fu.K.S, Gonzalez.R.C&Lee.C.S.G, “Robotics control, sensing, vision and intelligence”, McGraw Hill Book co, 1987
3. Craig.J.J, “Introduction to Robotics mechanics and control”, AddisonWesley, 1999.
4. Ray Asfahl.C, “Robots and Manufacturing Automation”, John Wiley & Sons Inc., 1985.
5. Kozyrey, Yu. “Industrial Robotics”, MIR Publishers Moscow, 1985.

## SRI INDU COLLEGE OF ENGINEERING & TECHNOLOGY

(An Autonomous Institution under UGC, New Delhi)

B.Tech. - III Year – II Semester

OPEN ELECTIVE- I

L	T	P	C
3	0	0	3

### (R18HMS3277) Fundamentals of Entrepreneurship

**COURSE OBJECTIVES:** To create awareness on entrepreneurship among engineering students and stimulating self-motivation to start up enterprise

**COURSE OUTCOMES:**

1. To provide awareness about entrepreneurship
2. To develop idea generation, creative and innovative skills
3. To self-motivate the students by making aware of different opportunities and successful growth stories
4. To learn how to start an enterprise and design business plans those are suitable for funding by considering all dimensions of business.
5. To understand entrepreneurial process by way of studying different case studies and find exceptions to the process model of entrepreneurship.
6. To run a small enterprise with small capital for a short period and experience the science and art of doing business.

**UNIT I: Introduction to Entrepreneurship** - Understanding the Meaning of Entrepreneur; Characteristics and Qualities of an Entrepreneur; Entrepreneurs Vs Intrapreneurs and Managers; Classification of Entrepreneurs; Factors Influencing Entrepreneurship; Entrepreneurial Environment; Entrepreneurial Growth; Problems and Challenges of Entrepreneurs; Entrepreneurial Scenario in India.

**UNIT II: Micro, Small and Medium Enterprises (MSMEs)** - MSMEs – Definition and Significance in Indian Economy; MSME Schemes, Challenges and Difficulties in availing MSME Schemes, Forms of Business; Women Entrepreneurship; Rural Entrepreneurship; Family Business and First Generation Entrepreneurs.

**UNIT III: Idea Generation and Feasibility Analysis** - Idea Generation; Creativity and Innovation; Identification of Business Opportunities; Market Entry Strategies; Marketing Feasibility; Financial Feasibilities; Political Feasibilities; Economic Feasibility; Social and Legal Feasibilities; Technical Feasibilities; Managerial Feasibility, Location and Other Utilities Feasibilities.

**UNIT IV: Business Model and Plan in Respective Industry** - Business model – Meaning, designing, analyzing and improvising; Business Plan – Meaning, Scope and Need; Financial, Marketing, Human Resource and Production/Service Plan; Business plan Formats; Project report preparation and presentation; Why some Business Plan fails?

**UNIT V: Financing and How to Start up Business?** - Financial opportunity identification; Banking sources; Non-banking Institutions and Agencies; Venture Capital – Meaning and Role in Entrepreneurship; Government Schemes for funding business; Pre launch, Launch and Post launch requirements; Procedure for getting License and Registration; Challenges and Difficulties in Starting an Enterprise, Contemporary Topics.

**TEXT BOOKS :**

1. Jayshree Suresh, “Entrepreneurial Development”, Margham Publishers, Chennai, 2011.
2. Poornima M Charantimath, “Entrepreneurship development small business enterprises”, Pearson, 2013.

**REFERENCES:**

1. Raj Shankar, "Entrepreneurship: Theory And Practice", Vijay Nicole imprints ltd in collaboration with Tata Mc-graw Hill Publishing Co.ltd.-new Delhi, 2012
2. Robert D. Hisrich, Mathew J. Manimala, Michael P Peters and Dean A. Shepherd, "Entrepreneurship", 8th Edition, Tata Mc-graw Hill Publishing Co.ltd.-new Delhi, 2012
3. Martin Roger, "The Design of Business", Harvard Business Publishing, 2009
4. Roy Rajiv, "Entrepreneurship", Oxford University Press, 2011
5. Drucker.F, Peter, "Innovation and Entrepreneurship", Harper business, 2006.

## SRI INDU COLLEGE OF ENGINEERING & TECHNOLOGY

(An Autonomous Institution under UGC, New Delhi)

B.Tech. - III Year – II Semester

OPEN ELECTIVE - I

L	T	P	C
3	0	0	3

### (R18HMS3278) Day to Day Biology

**COURSE OBJECTIVE:** The purpose of this study is to know and understand the involvement of biology in day-to-day life. This would give insight into his or her own biological system, the diseases and disorders, antibiotics, and importance of environment in human life. This also provides application of biology in day to day life.

#### COURSE OUTCOMES:

1. The student can understand the biology of human system and health.
2. This provides student with a scope for selection of healthy food and sustain environment.

**UNIT I: Biology of Human Diseases and Disorders** - Diabetes mellitus, communicable diseases, genetic disorders, vector borne diseases, antibiotics - mode of action.

**UNIT II: Biology for Human** - Blood pressure, immune system and immunity, cardiac infarction, in vitro fertilization, cord blood bank, stem cells.

**UNIT III: Biology of Cosmetics and Detergents** - Biology of complexion and texture, bioactive natural products in industrial use, bio surfactants, antioxidants.

**UNIT IV: Biology and Nutrition** - Dietary index, carbohydrates, proteins and fats, HDL and LDL, dairy products and application, herbal plants and home remedies.

**UNIT V: Biology and Environment** - Water pollution, air pollution, bioremediation, species biodiversity, global warming and greenhouse effect, Contemporary Topics.

#### TEXT BOOKS:

1. Gareth J. Price, Biology: An Illustrated Guide to Science, Diagram Group, Infobase Publishing, 2006.
2. Pam Dodman, Real-Life Science Biology, Walch Publishing, 2008.

#### REFERENCES:

1. Biology: The Science of Life, Stephen Nowicki, <http://www.thegreatcourses.com/tgc/courses>.
2. Neil Schlager, Science of everyday things: Real-Life Biology, Gale Publishing 2002.

## Open Elective –II

S. No.	Course Code	Course Title	L	T	P	Credits
1	R18CIV4181	Green Building Engineering	3	0	0	3
2	R18CSE4182	Cyber Security Fundamentals				
3	R18ECE4183	Principles of Modern Communication Systems				
4	R18EEE4184	Illumination Engineering				
5	R18INF4185	E-Commerce				
6	R18MED4186	Industrial Design & Ergonomics				
7	R18HMS4187	Creative Writing				
8	R18HMS4188	Design Thinking				

**SRI INDU COLLEGE OF ENGINEERING & TECHNOLOGY**

(An Autonomous Institution under UGC, New Delhi)

B.Tech. - IV Year – I Semester

OPEN ELECTIVE - II

L	T	P	C
3	0	0	3

**(R18CIV4181) Green Building Engineering**

**Course Outcomes:** On successful completion of this course the student will be able to:

1. Describe the concepts of Green building
2. Adopt Renewable energy for buildings.
3. Implement Automation techniques in buildings.
4. Describe Actuator techniques for Automation
5. Choose appropriate materials for Green buildings

**UNIT 1 Concept of Green Buildings :** Green building initiatives, its origin, characteristics of a green building, green buildings in India, certification of green buildings.Criteria for rating – sustainability. Depleting natural resources of building materials; renewable and recyclable resources; energy efficient materials; green cement, biodegradable materials, smart materials, engineering evaluation of these materials. Case study.

**UNIT 2 Sources of Energy** Renewable and non-renewable sources of energy ; coal, petroleum, nuclear, wind, solar, hydro, geothermal sources; potential of these sources, hazards, pollution; global scenario with reference to demand and supply in India. Energy arises. Carbon Emission: Forecasting, control of carbon emission, air quality and its monitoring carbon foot print; environmental issues, minimizing carbon emission.

**UNIT 3 - Intelligent Buildings** Intelligent buildings-Building automation-Smart buildings- Building services in high rise buildings-Green buildings-Energy efficient buildings for various zones-Case studies of residence, office buildings and other buildings in each zones. Case Study.

**UNIT 4 Actuator Techniques** Actuator and actuator materials – Piezoelectric and Electrostrictive Material – Magneto structure Material – Shape Memory Alloys – Electrorheological Fluids– Electromagnetic actuation – Role of actuators and Actuator Materials.

**UNIT 5 Materials For "Green" Systems** Green materials, including biomaterials, biopolymers, bioplastics, and composites Nanotech Materials for Truly Sustainable Construction: Windows, Skylights, and Lighting. Paints, Roofs, Walls, and Cooling.Multifunctional Gas Sensors, Biomimetic Sensors, Optical Interference Sensors Thermo-, light-, and stimulus-responsive smart materials, Contemporary Topics.

**TEXT BOOKS**

1. Sustainable Construction , Charles J. Kibert.,Third Edition
2. Green Building A to Z, Jerry Yudelson.

**REFERENCE BOOKS**

1 Advanced Technology for Smart buildings,James Sinopoli

E BOOKS <https://www.springer.com/in/book/9789811010002>

<https://www.elsevier.com/books/smart-buildings/casini/978-0-08-100635-1>

MOOC<https://www.mooc-list.com/tags/green-building>

## SRI INDU COLLEGE OF ENGINEERING & TECHNOLOGY

(An Autonomous Institution under UGC, New Delhi)

B.Tech. - IV Year – I Semester

OPEN ELECTIVE - II

L	T	P	C
3	0	0	3

### (R18CSE4182) Cyber Security Fundamentals

#### Course Objectives:

1. Understand the need for Cyber security and its related threats and attacks
2. Learn methods to become secure in the cyber world and securely communicate in the cyber world
3. Become knowledgeable about the best practices related to cyber security, regulations and laws associated with the same.

#### Course Outcomes:

The broad education necessary to understand the impact of engineering solutions in a global, economic, environmental and societal context

**UNIT I: Need for Cyber Security** - Introduction to security- CIA triad-Case studies- security attacks-issues related to social networking - Guidelines

**UNIT II: Methods to Secure yourself in the Cyber World** - Why and What of Reversible and Irreversible Cryptographic mechanisms? Applications of Digital Signature - Good password practices

**UNIT III: E-Commerce: Secure Transactions** - What is E-commerce? – Online banking security- Online shopping fraud Guidelines and Recommendations

**UNIT IV: EVERYDAY SECURITY** - Connecting your laptop, mobile devices, PDAs to Internet- Managing your browser-Facebook Security-E-mail security – Safe guarding from Viruses: Antiviruses– Best practices and guidelines

**UNIT V: CYBER SECURITY LAWS AND COMPETENT AUTHORITIES** - Indian IT Act, 2008 - What is Cyber Forensics? – Functions of cybercrime cell – Responding to a cyber-attack, Contemporary Topics

#### REFERENCES:

1. “Information Security Awareness Handbook, ISEA, Department of Electronics and Information Technology”, Government of India, 2010
2. [deity.gov.in/sites/upload\\_files/dit/.../itact2000/it\\_amendment\\_act2008.pdf](http://deity.gov.in/sites/upload_files/dit/.../itact2000/it_amendment_act2008.pdf)
3. [www.schneier.com/blog/archives/2013/03/browser\\_securit.html](http://www.schneier.com/blog/archives/2013/03/browser_securit.html)
4. [www.dhSES.ny.gov/ocs/awareness-training-events/news/2010-03.cfm](http://www.dhSES.ny.gov/ocs/awareness-training-events/news/2010-03.cfm)
5. <https://www.watsonhall.com/e-commerce-security/>

## SRI INDU COLLEGE OF ENGINEERING & TECHNOLOGY

(An Autonomous Institution under UGC, New Delhi)

**B.Tech. - IV Year – I Semester**

**OPEN ELECTIVE - II**

<b>L</b>	<b>T</b>	<b>P</b>	<b>C</b>
<b>3</b>	<b>0</b>	<b>0</b>	<b>3</b>

**(R18ECE4183) Principles of Modern Communication Systems**

**Course Objectives:**

This course aims at:

- Establishing a firm foundation for the understanding of telecommunication systems, and the relationship among various technical factors when such systems are designed and operated
- To provide the student with an understanding of the mobile Cellular communications and their evolution.
- To equip the students with various kinds of wireless networks and its operations.
- To provide students with solid foundation in orbital mechanics and launches for the satellite communication
- Radar fundamentals and analysis of the radar signals

**UNIT I:** The evolution of electronic communication: From smoke signals to smart phones - History of communications: Theoretical Foundations, Development & Applications - Frequencies for communication - Frequency regulations - Overview of communication transmitter and receiver.

**UNIT II:** Mobile Cellular Communications: Evolution to cellular networks – Cellular systems generations and standards: 1G, 2G, 3G, 4G - Cellular network components - Components of a mobile phone - setting up a call process - Making a call process - Receiving a call process - Spectrum allocation: Policies and strategies, Role of TRAI.

**UNIT III:** Wireless Communication: Introduction - Bluetooth - Infrared communication - IEEE Wireless LANs (Wi-Fi) - IEEE 802.16 (WiMaX) - Future mobile and wireless networks: Introduction to 5G- device to device communication- IoT.

**UNIT IV:** Satellite: History of Satellite communication, Basics of Satellites, Types of Satellites, Capacity Allocation - Launch Vehicles and Orbits: Introduction to launching vehicles, Important Orbits, working of rocket, Three Pioneers of Rocketry - Basics of Global Positioning System (GPS) - Applications of GPS.

**UNIT V:RADAR& NAVIGATION:** Introduction, Radar Block diagram and Operation, Radar Frequencies, Applications of Radar. Navigation Systems: Introduction & methods of navigation, Instrument Landing System, Microwave landing system- Modern Navigation systems, Contemporary Topics.

**REFERENCES:**

1. S.Haykin, —Communication Systems, 4/e, John Wiley 2007
2. B.P.Lathi, —Modern Digital and Analog Communication Systems, 3/e, Oxford University Press,2007
3. Rappaport Theodore S - Wireless Communications: Principles and Practice, 2/E, Pearson
4. Education India, 2010 5. Vijay. K. Garg, —Wireless Communication and Networking, Morgan Kaufmann Publishers, 2007.
5. T.Pratt, C. Bostian and J.Allnutt; —Satellite Communications, John Wiley and Sons, Second Edition., 2003
6. M. I .Skolnik —Introduction to Radar Systems, Tata McGraw Hill 2006.
7. Myron Kyton and W.R.Fried —Avionics Navigation Systems, John Wiley & Sons 1997.



**Course outcomes**

After completion of the course, students will be able to:

- C415.1. Differentiate various elements, processes, and parameters in communication systems, and describe their functions, effects, and interrelationship (K2-Understand).
- C415.2. Interpret the mobile cellular concepts, standards and all generations of cellular systems. (K2-understand)
- C415.3. Describe the existing and emerging wireless standards and Compare various wireless networks and their specifications. (K5-Evaluate)
- C415.4. Demonstrate the history of Satellite communication, applications and orbit concepts, Placement of a Satellite in a Geo-Stationary orbit and GPS concept (K3- Apply)
- C415.5 Summarize the radar fundamentals and analysis of the radar signals. (K4- Analyze)
- C415.6 Explain the Navigation systems (K2-Understand).

**SRI INDU COLLEGE OF ENGINEERING & TECHNOLOGY**

(An Autonomous Institution under UGC, New Delhi)

B.Tech. - IV Year – I Semester

OPEN ELECTIVE - II

L	T	P	C
3	0	0	3

(R18EEE4184) Illumination Engineering

**COURSE OBJECTIVES:**

- To provide an introduction to the fundamentals of illumination engineering and architectural lighting design.
- To impart lighting fundamentals, measurement, and technology and their application in the analysis and design of architectural lighting systems

**COURSE OUTCOME:** The students will be able to:

- i. Identify the criteria for the selection of lamps and lighting systems for an indoor or outdoor space
- ii. Perform calculations on photometric performance of light sources and luminaires for lighting design
- iii. Evaluate different types of lighting designs and applications

**UNIT I: Introduction of Light :** Types of illumination, Day lighting, Supplementary artificial lighting and total lighting, Quality of good lighting, Factors affecting the lighting-shadow, glare, reflection, Color rendering and stroboscopic effect, Methods of artificial lighting, Lighting systems-direct, indirect, semi direct, semi indirect, Lighting scheme, General and localized.

**UNIT II: Measurement of Light:** Definition of luminous flux, Luminous intensity, Lumen, Candle power, Illumination, M.H.C.P, M.S.C.P, M.H.S.C.P, Lamp efficiency, Brightness or luminance, Laws of illumination, Inverse square law and Lambert's Cosine law, Illumination at horizontal and vertical plane from point source, Concept of polar curve, Calculation of luminance and illumination in case of linear source, round source and flat source.

**UNIT III: Design of Interior Lighting :** Definitions of maintenance factor, Uniformity ratio, Direct ratio, Coefficients of utilization and factors affecting it, Illumination required for various work planes, Space to mounting height ratio, Types of fixtures and relative terms used for interior illumination such as DLOR and ULOR, Selection of lamp and luminance, Selection of utilization factor, reflection factor and maintenance factor Determination of Lamp Lumen output taking into account voltage and temperature variations, Calculation of wattage of each lamp and no of lamps needed, Layout of lamp luminaire, Calculation of space to mounting height ratio, Indian standard recommendation and standard practices for illumination levels in various areas, Special feature for entrance, staircase, Corridor lighting and industrial building.

**UNIT IV: Design of Outdoor Lighting:** Street Lighting : Types of street and their level of illumination required, Terms related to street and street lighting, Types of fixtures used and their suitable application, Various arrangements in street lighting, Requirements of good street lighting, Selection of lamp and luminaire, Calculation of their wattage, Number and arrangement, Calculation of space to mounting height ratio, Calculation of illumination level available on road.

**UNIT V:Design of Outdoor Lighting:** Flood Lighting: Terms related to flood lighting, Types of fixtures and their suitable applications, Selection of lamp and projector, Calculation of their wattage and number and their arrangement, Calculation of space to mounting height ratio, recommended method for aiming of lamp.

Special Features of Aesthetic Lighting: Monument and statue lighting, Sports lighting, Hospital lighting, Auditorium lighting, Contemporary Topics.

**Text Books:**

1. D.C. Pritchard Lighting, Routledge, 2016
2. Jack L. Lindsey, Applied Illumination Engineering, PHI, 1991
3. John Matthews Introduction to the Design and Analysis of Building Electrical Systems, Springer, 1993
4. M.A. Cayless, Lamps and Lighting, Routledge, 1996

**References:**

1. IS CODE 3646
2. IS CODE 6665

## SRI INDU COLLEGE OF ENGINEERING & TECHNOLOGY

(An Autonomous Institution under UGC, New Delhi)

**B.Tech. - IV Year – I Semester**

**OPEN ELECTIVE - II**

L	T	P	C
3	0	0	3

### (R18INF4185) E – COMMERCE

**COURSE OUTCOMES:** At the end of the course, the students will be able to :

1. Understand the E – commerce strategies and value chains
2. Understand the E-commerce services
3. Understand E - commerce infrastructure, its applications and Supply Chain Management.
4. Know the availability of latest technology and applications of E-Payment Mechanism.
5. Apply E-Commerce in business-to-business application.

**UNIT 1: Electronic Commerce:** Overview, Definition, Advantages & Disadvantages of E-Commerce, Threats of E-Commerce, Managerial Prospective, Rules & Regulation for Controlling Commerce, Relationship Between E-Commerce & Networking, Different Types of Networking for E-Commerce, internet, Intranet, EDI Systems, Wireless Application Protocol: Definition, Hand Held Devices, Mobility & Commerce Model, Mobile Computing, Wireless Web, Web Security, Infrastructure Requirement for E-Commerce, Business Model of E-Commerce; Model Based on Transaction Type, Model Based on Transaction Party- B2B, B2C, C2B, C2C, E-Governance.

**UNIT 2: E-Strategy:** Overview, Strategic Methods for developing E-Commerce. Four C's (Convergence, Collaborative, Computing, Content Management & Call Center). Convergence: Technological Advances in Convergence - Types, Convergence and its implications, Convergence & Electronic Commerce. Collaborative Computing: Collaborative Product Development, contract as per CAD, Simulations Collaboration, Security. Content Management: Definition of Content, Authoring Tools and Content Management, Content Management, Content - partnership, repositories, convergence, providers, Web Traffic.

**UNIT 3: Traffic Management:** Content Marketing Call Center: Definition, Need, Tasks Handled, Mode of Operation, Equipment, Strength & Weakness of Call Center, Customer Premises Equipment (CPE).

**Supply Chain Management:** E-logistics, Supply Chain Portal, Supply Chain Planning Tools (SCP Tools), Supply Chain Execution(SCE), SCEFramework, Internet's Effect on Supply Chain Power.

**UNIT 4: E-Payment Mechanism:** Payment through card system, E-Cheque, E-Cash, E-Payment, Threats& Protections.

**E-Marketing:** Home - Shopping, E-Marketing, Tele- Marketing

**UNIT 5: Electronic Data Interchange (EDI):** Meaning, Benefits, Concepts, Application, EDI Model, Protocols (UN EDI, FACT/ GTDI), ANSIX-12, Data Encryption (DES/RSA)

Risks of E-Commerce: Overview, Security for E-Commerce, Security Standards, Firewall, Cryptography, Key Management, Password Systems, Digital Certificates, Digital Signatures, Contemporary Topics.

**Text Book:**

1. Electronic Commerce - Technologies & Applications, Bhaskar Bharat, TMH

**Reference Books:**

1. E-commerce, MM Oka, EPH
2. Frontiers of Electronics Commerce, Kalakotia, Whinston, Pearson Education
3. Electronic Commerce, Loshinpete, Murphy P. A., Jaico Publishing Housing
4. E-Commerce, Murthy, Himalaya Publishing.

## SRI INDU COLLEGE OF ENGINEERING & TECHNOLOGY

(An Autonomous Institution under UGC, New Delhi)

B.Tech. - IV Year – I Semester

OPEN ELECTIVE - II

L	T	P	C
3	0	0	3

### (R18MED4186) Industrial Engineering & Ergonomics

**UNIT 1:** Introduction: An approach to industrial design -elements of design structure for industrial design in engineering application in modern manufacturing systems. Ergonomics and Industrial Design: Introduction -general approach to the man- machine relationship- workstation design-working position.

**UNIT 2:** Control and Displays: Shapes and sizes of various controls and displays-multiple, displays and control situations - design of major controls in automobiles, machine tools etc Ergonomics and Production: ergonomics and product design -ergonomics in automated systems- expert systems for ergonomic design. Anthropometric data and its applications in ergonomic, design- limitations of anthropometric data- use of computerized database.

**UNIT 3:** Visual Effects of Line and Form: The mechanics of seeing- psychology of seeing general influences of line and form. Color: Color and light -color and objects- color and the eye -color consistency- color terms- reactions to color and color continuation -color on engineering equipment.

**UNIT 4:** Aesthetic Concepts: Concept of unity- concept of order with variety -concept of purpose style and environment- Aesthetic expressions. Style-components of style- house style, observation style in capital goods, case study.

**UNIT 5:** Industrial Design in Practice: General Design -specifying design equipment- rating the importance of industrial design -industrial design in the design process, Contemporary Topics.

#### REFERENCE BOOKS:

1. Industrial Design for Engineers - Mayall W.H. - London Hiffee books Ltd.-1988.
2. Applied Ergonomics Hand Book - Brain Shakel (Edited) - Butterworth scientific. London
3. Introduction to Ergonomics - R. C. Bridger - McGraw Hill Publications -1995.
4. Human Factor Engineering - Sanders & McCormick - McGraw Hill Publications – 6<sup>th</sup> edition,2002.

## SRI INDU COLLEGE OF ENGINEERING & TECHNOLOGY

(An Autonomous Institution under UGC, New Delhi)

**B.Tech. - IV Year – I Semester**

**OPEN ELECTIVE - II**

<b>L</b>	<b>T</b>	<b>P</b>	<b>C</b>
<b>3</b>	<b>0</b>	<b>0</b>	<b>3</b>

### (R18HMS4187) Creative Writing

**COURSE OBJECTIVE:** This course introduces students to the practice of creative writing in the genres of poetry and fiction. In addition to honing their skills as creative writers, students will develop a critical vocabulary that will aid them in discussing poems and fiction produced by their peers. This course allows for experimentation with writing poetry, short fiction, and creative nonfiction in a writing workshop setting. Far from undertaking the task of making student a professional writer, this class has its goal to familiarize the learner with the dynamics of imaginative literature, the synergy of form and content, and with what makes a particular work effective.

#### **COURSE OUTCOMES:**

1. Discuss with some confidence many of the rhetorical devices, from metaphor to enjambment associated with creative writing.
2. Appreciate the complexity of Poetry, Short Fiction, and Creative Nonfiction.
3. Understand the importance of Creative Writing as a means of self-expression.
4. Read and discuss with enhanced understanding Poetry, Short Fiction, and Creative Nonfiction
5. Show improvement in writing and analytical skills.

**UNIT I: Introduction to Literary Forms** - Elements of Poetry - Rhythm and Meter Poetic Forms – Ballad, Lyrics, Elegy, Odes, Haiku, Sonnets Literary Genres- Short Fiction, Drama, and Non-Fiction

**UNIT II: Poetry Writing** - Appreciation of the form and content of poem Techniques - figurative language - (structure - rhythm – imagery – tone – style point of view, voice - read and discuss numerous poems)

Ballad - The Ballad of the Landlord by Langston Hughes; Lyrics - Kubla Khan by Samuel Taylor Coleridge Elegy - Elegy Written in a Country's Churchyard by Thomas Gray Odes – Ode to a Nightingale by John Keats; Haiku - This Other World by Richard Wright Sonnet - On His Blindness by John Milton Students Creative Assignment – Students will write three poems.

**UNIT III: Short Fiction / Novel** - Elements of Fiction - Character – Plot- Setting – Theme - Style; Narrator - Point of view - Tone – Suspension of Disbelief. Genres - Adventure, Comic, Fantasy, Gothic, Romance, Historical, Horror, Supernatural, Thriller, Science Fiction - Gooseberries by Anton Chekhov Short Story - My Lost Dollar by Stephen Leacock Students Creative Assignment – Students will write one Short Story

**UNIT IV: Drama** - Elements of Drama - Character Plot, Theme, Dialogue, Convention, Genre, Audience, Stagecraft, Design, Conversions Drama – The King of the Dark Chamber by Rabindranath Tagore Students Creative Assignment- Students will write a review of the drama read in the class.

**UNIT V: Non Fiction** - Prose, Biography, Memoirs, and Personal Essays Walden or Life in the Woods by Henry David Thoreau Students Creative Assignment - Students will write one or two essays, Contemporary Topics.

#### **REFERENCES**

1. Candace H. Schaefer, Rick Diamond. 1998. The Creative Writing Guide: A Path to Poetry, Nonfiction, and Drama, Longman, New York, USA
2. Shelly Clark and Marjone Saisa, 2009. Road Trip: Conversations with Writers, The Backwaters Press, Nebraska, USA
3. Nikki Moustaki (ed.), 1998. Writing Fiction: The Practical Guide from New York's Acclaimed Creative Writing School, Publisher: Bloomsbury, ISBN: 0156005743.

## SRI INDU COLLEGE OF ENGINEERING & TECHNOLOGY

(An Autonomous Institution under UGC, New Delhi)

B.Tech. - IV Year – I Semester

OPEN ELECTIVE - II

L	T	P	C
3	0	0	3

### (R18HMS4188) Design Thinking

#### Course Objectives:

- To create awareness of design among students of engineering
- To motivate students to think of design before implementing an engineering project
- To teach a systematic approach to identifying and defining a problem before brainstorming for a solution
- To instill a sense of significance towards applying creativity to product and service design

#### Course Outcomes: Upon completion of this course, the student shall be

1. Learn to identify design principles from an engineering perspective
2. Cultivate sensitivity towards design aspects in objects made by engineers and non-engineers, which are typically used in daily life
3. Understand and create visual design elements to communicate more effectively
4. Construct clear problem statements, understand the importance of validation, and design services creatively
5. Develop fundamental team skills: working in teams and managing teams, strategizing tasks, and streamlining activities pertaining to a project

#### Students' Responsibilities:

1. Students will form teams of 3–5 members each, while working collaboratively throughout the semester.
2. Students will present and report the tasks to the class and to the concerned faculty members and design experts, using their oral and written communication skills as well as creativity and team skills.
3. Students must proactively engage in observing the objects and processes which are part of their daily life and society from a design perspective and discuss with peers to learn collaboratively.

**UNIT 1:** Design Overview and Motivation History and Context of birth of Design; Design thinking: Introduction and Motivation; Various definitions and interpretations of design, Design Vocabulary; Design in Indian Context; Art and Design: Art in Design, Design beyond Art; Design in Creative Industries

**UNIT 2:** Design Sensitization for Engineers- Design Engineering vs. Engineering Design, Examples of Engineering Design and Design Engineering in various engineering domains, Examples of design failures leading to bad products and services, Real-world examples of bad design that caused engineering and technological disasters, Domain-specific Engineering Design examples

**UNIT 3:** Design Thinking Foundations The Design Double Diamond: Discover-Define-Develop-Deliver User-centric design approaches: Importance of user-centricity for design, Empathisation, Empathy Maps, Data collection from users and for users, Data Validation Responsible Innovation and Ethical Design: Ethics as foundation for design, Concern for environment and sustainability



**UNIT 4:** Communication Skills for Design, Culture and Art Communication Media to express an idea: Visuals, Text, Voice and Audio, Info graphics General guidelines for a good Presentation: Target audience, slideshow templates, appropriate visual elements, presentation styles, guidelines General guidelines for a good Report: Documentation classification, standards, styles, and templates Modes of communication: Reports and documents, Presentation, poster, graphic, blog or website. Understanding Art in Design: Need for creativity, Elements of Visual Design Aesthetics: Influences and impressions of Colors, Shapes, Layouts, Patterns, and Fonts as Design Elements

**UNIT 5:** Applied Creativity and Design for Services Methods to brainstorm solutions for user issues; Combining solutions to workable solution concepts; Identifying the user needs in a service-driven economy; Process Flows and Customer Experience considerations for designing and improving services; 5 Why's; Service Delivery Pathways. Doing Design Looking for a problem, Ideation and Rules of Ideation, Framing and stating the problem; Basic considerations of Prototyping/ Model Building, Basics of Testing and Validation, Incorporating feedback, Contemporary Topics.

### TEXT BOOKS:

1. Daniel Ling, "Complete Design Thinking Guide for Successful Professionals", CreateSpace Independent Publishing, 2015 (ISBN: 978-1514202739)
2. Tim Brown, "Change by Design", Harper Business, 2012 (ISBN: 978-0062337382)
3. Jimmy Jain, "Design Thinking for Startups: A Handbook for Readers and Workbook for Practitioners", Notion Press, 2018 (ISBN: 978-1642495034)
4. Beverly Rudkin Ingle, "Design Thinking for Entrepreneurs and Small Businesses: Putting the Power of Design to Work", APress, 2013 (ISBN: 978-1430261810)

### REFERENCES:

1. Donald A. Norman, "The Design of Everyday Things", MIT Press, 2013 (ISBN: 978-0262525671)
2. Bruno Munari, "Design As Art", Penguin UK, 2009 (ISBN: 978-0141035819)
3. Tom Kelly, Jonathan Littman, "The Art of Innovation", HarperCollins Business, 2002 (ISBN: 978-0007102938)
4. Thomas Lockwood, "Design Thinking: Integrating Innovation, Customer Experience, and Brand Value", Allworth Press, 2009 (ISBN: 978-158115)



## Open Elective –III

S. No.	Course Code	Course Title	L	T	P	Credits
1	R18CIV4291	Remote Sensing Concepts	3	0	0	3
2	R18CSE4292	Fundamentals of Soft Computing				
3	R18ECE4293	Audio & Video Engineering				
4	R18EEE4294	Non Conventional Energy Resources				
5	R18INF4295	Information Security Fundamentals				
6	R18MED4296	Total Engineering Quality Management				
7	R18HMS4297	Human Values & Professional Ethics for Engineers				
8	R18HMS4298	Science Fiction				

## SRI INDU COLLEGE OF ENGINEERING & TECHNOLOGY

(An Autonomous Institution under UGC, New Delhi)

B.Tech. - IV Year – I Semester

OPEN ELECTIVE - III

L	T	P	C
3	0	0	3

### (R18CIV4291) Remote Sensing Concepts

**COURSE OBJECTIVES:** To introduce the concepts of remote sensing processes and its components. To expose the various remote sensing platforms and sensors and to introduce the elements of data interpretation

**COURSE OUTCOMES:**

1. At the end of the course the student will be able to understand
2. The characteristics of electromagnetic radiation and its interaction with earth features
3. The types and configuration of various satellites and sensors
4. The elements of data interpretation

**UNIT I: Remote Sensing and Electromagnetic Spectrum-** Definition – components of RS – History of Remote Sensing – Merits and demerits of data collation between conventional and remote sensing methods - Electromagnetic Spectrum – wave theory, particle theory, Stefan – Boltzmann Law and Wien’s Law – visible and non-visible spectrum – Radiation sources: active & passive; Radiation Quantities

**UNIT II: EMR Interaction with Atmosphere-** Standard atmospheric profile – main atmospheric regions and its characteristics – interaction of radiation with atmosphere - Scattering (Rayleigh, Mie, non-selective scattering) absorption and refraction – Atmospheric effects on visible, infrared, thermal and microwave spectrum – Atmospheric windows.

**UNIT III: EMR Interaction with Earth-** Energy balance equation – Specular and diffuse reflectors – Spectral reflectance & emittance – Spectro radiometer / Spectrophotometer – Spectral Signature concepts – Typical spectral reflectance curves for vegetation, soil and water body – Factors affecting spectral reflectance of vegetation, soil and water body.

**UNIT IV: Platforms and Sensors-** Ground based platforms – Airborne platforms – Space borne platforms – Classification of satellites – Sun synchronous and Geosynchronous satellites – Resolution concepts – Scanners - Along and across track scanners – Orbital and sensor characteristics of different satellites – Airborne and Space borne TIR sensors – Calibration – S/N ratio – Passive/Active microwave sensing – Airborne and satellite borne RADAR – SAR – LIDAR , UAV – High Resolution Sensors

**UNIT V: Data Products and Visual Interpretation-** Photographic (film and paper) and digital products – quick look products - High Resolution data products data - ordering – interpretation – basic characteristics of image elements – interpretation keys (selective and elimination) – visual interpretation of natural resources, Contemporary Topics.

**TEXT BOOKS:**

1. Richards, Remote sensing digital Image Analysis-An Introduction Springer - Verlag 1993.
2. Lillesand, T.M. and Kiefer R.W. Remote Sensing and Image interpretation, John Wiley and Sons, Inc, New York, 2002.

**REFERENCES:**

1. Janza, F.Z., Blue H.M. and Johnson,J.E. Manual of Remote Sensing. Vol.I, American Society of Photogrametry, Virginia, USA, 2002.
2. Verbyla, David, Satellite Remote Sensing of Natural Resources. CRC Press, 1995
3. Paul Curran P.J. Principles of Remote Sensing. Longman, RLBS, 2003.

## SRI INDU COLLEGE OF ENGINEERING & TECHNOLOGY

(An Autonomous Institution under UGC, New Delhi)

B.Tech. - IV Year – I Semester

OPEN ELECTIVE - III

L	T	P	C
3	0	0	3

### (R18CSE4292) Fundamentals of Soft Computing

**COURSE OBJECTIVES:** The main objective of the Soft Computing Techniques to Improve Data Analysis Solutions is to strengthen the dialogue between the statistics and soft computing research communities in order to cross-pollinate both fields and generate mutual improvement activities.

**UNIT I: Introduction:** What is Soft Computing? Difference between Hard and Soft computing, Requirement of Soft computing, Major Areas of Soft Computing, Applications of Soft Computing. Neural Networks: What is Neural Network, Learning rules and various activation functions, Single layer Perceptrons, Back Propagation networks, Architecture of Back propagation(BP) Networks, Backpropagation Learning, Variation of Standard Back propagation Neural Network, Introduction to Associative Memory, Adaptive Resonance theory and Self Organizing Map, Recent Applications.

**UNIT II: Fuzzy Systems:** Fuzzy Set theory, Fuzzy versus Crisp set, Fuzzy Relation, Fuzzification, Minmax Composition, Defuzzification Method, Fuzzy Logic, Fuzzy Rule based systems, Predicate logic, Fuzzy Decision Making, Fuzzy Control Systems, Fuzzy Classification.

**UNIT III: Genetic Algorithm:** History of Genetic Algorithms (GA), Working Principle, Various Encoding methods, Fitness function, GA Operators- Reproduction, Crossover, Mutation, Convergence of GA, Bit wise operation in GA, Multi-level Optimization.

**UNIT 4: Hybrid Systems:** Sequential Hybrid Systems, Auxiliary Hybrid Systems, Embedded Hybrid Systems, Neuro-Fuzzy Hybrid Systems, Neuro-Genetic Hybrid Systems, Fuzzy-Genetic Hybrid Systems.

**UNIT V: GA based Backpropagation Networks:**

GA based Weight Determination, K - factor determination in Columns.

Fuzzy Backpropagation Networks: LR type Fuzzy numbers, Fuzzy Neuron, Fuzzy BP Architecture, Learning in Fuzzy BP, Application of Fuzzy BP Networks, Contemporary Topics.

**TEXT BOOKS:**

1. Neural Networks, Fuzzy Logic and Genetic Algorithms: Synthesis & Applications, S.Rajasekaran, G. A. Vijayalakshami, PHI.
2. Genetic Algorithms: Search and Optimization, E. Goldberg.
3. Neuro-Fuzzy Systems, Chin Teng Lin, C. S. George Lee, PHI.
4. Build\_Neural\_Network\_With\_MS\_Excel\_sample by Joe choong.

## SRI INDU COLLEGE OF ENGINEERING & TECHNOLOGY

(An Autonomous Institution under UGC, New Delhi)

B.Tech. - IV Year – I Semester

OPEN ELECTIVE - III

L	T	P	C
3	0	0	3

### (R18ECE4293) Audio and Video Engineering

#### Course Objectives:

- Student are able understand different amplifiers, graphic equalizer and Dolby NR recording systems TV fundamentals like concept of aspect ratio ,image continuity etc Color theory
- Student are able to discuss composite video signal ad CCIR B standard for color signal Transmission and reception, monochrome TV transmitter and receivers, Color TV transmitter and compare TV camera tubes, Color picture tube
- Student are able Illustrate of color TV receivers(PAL-D) and Differentiate between NTSC PAL and SCAM systems cable Television, MATV, CATV, CCTV, Cable TV network and DTH

**UNIT I: Hi Fi Audio Amplifier - Introduction to Amplifiers:** Mono, Stereo, Public Address; Difference between stereo amplifier and Mono amplifier; Block diagram of Hi Fi amplifier and explanation; Graphic equalizer concept, circuit diagram and operation. (5 Point Circuit diagram); Dolby NR recording system; Types of speaker woofer, Midrange and Tweeter; Cross over network circuit and its function.

**UNIT II:** TV Fundamentals - Concept of Aspect ratio, image continuity, interlace scanning, scanning periods, horizontal and vertical, vertical resolution, horizontal resolution; Vestigial sideband transmission, bandwidth for Colour signal, picture tube, brightness, contrast, viewing distance luminance, hue, saturation, compatibility; Colour theory, primary colors and secondary colors, additive Colour mixing subtractive Colour mixing; Composite Video Signal, Pedestal height, Blanking pulse, Colour burst, Horizontal sync pulse details, Vertical sync pulse details, Equalizing pulses, CCIR B standards for Colour signal transmission and reception.

**UNIT III:** TV Transmitters and Receiver - Audio and Video signal transmission; Positive and Negative modulation; Merits and Demerits of Negative modulation; Introduction to television camera tube (a) Vidicon; (b) Plumbicon; (c) Solid State camera based on CCD; Color Picture tube (a) PIL, (b) Delta gun picture tube; Block diagram of monochrome TV transmitter; Block diagram of Colour TV transmitter; Block diagram of monochrome TV Receiver.

**UNIT IV:** Colour TV - Block Diagram and operation of color TV receiver (PAL D type); Explain – YagiUda Antenna; Explain block diagram of PAL-D decoder with circuit diagram of chroma signal amplifier, Burst pulse blanking, Colour killer control, Basic Circuit for Separation of U and V signals. AGC Amplifier. Colour signal matrixing, RGB drive amplifiers; EHT generation: circuit explanation for line output stage using transistor or IC in Colour TV; Comparisons between NTSC, PAL and SCAM Systems.

**UNIT V:** Cable Television - Working principle and specification of following components : Dish antenna, LNBC, Multiplexer, Attenuators Connectors (two ways and three ways), Amplifier and cable; MATV,CATV and CCTV;Design concept for cable TV network; Block diagram of dB meter with working principle; Direct to Home System (DTH) Introduction and Block Diagram, Contemporary Topics.

**References :**

1. Television & Radio Engineering (A.M. Dhake) Tata McGraw Hill.
2. Television Engg and Video System (R.G. Gupta) Tata McGraw Hill.
3. Audio Video Systems (R.G. Gupta) Tata McGraw Hill.
4. Modern TV Praticce (R.R. Gulati) New Age International.
5. Basic Radio and Television (S. Sharma) Tata McGraw Hill.
6. Colour Television Principles and Praticce (R.R. Gulati) New Age International.
7. Basic Television and Video System (Bernard Grob) Tata McGraw Hill.
8. Mono Chrome and Colour Television (R.R. Gulati) New Age International.
9. Modern CD Player Servicing Manual (ManoharLotia) BPB Publication.

**Course Outcomes:**

After completion of the course, students will be able to:

- C423.1. Explain and differ ate the different amplifiers, graphic equalizer and Dolby NR recording systems (K3-apply)
- C423.2. Describe the TV fundamentals like concept of aspect ratio, image continuity etc Color theory (K2-Understand)
- C423.3. Discuss about composite video signal ad CCIR B standard for color signal Transmission and reception (K2-Understand)
- C423.4. Discuss monochrome TV transmitter and receivers, Color TV transmitter and compare TV camera tubes, Color picture tube (K5-Evaluate)
- C423.5. Diagram Illustrate of color TV receivers (PAL-D) and Differentiate between NTSC PAL and SCAM systems (K4-Analyse)
- C423.6. Explain about cable Television, MATV, CATV, CCTV, Cable TV network and DTH (K2-Understand)

## SRI INDU COLLEGE OF ENGINEERING & TECHNOLOGY

(An Autonomous Institution under UGC, New Delhi)

B.Tech. - IV Year – I Semester

OPEN ELECTIVE - III

L	T	P	C
3	0	0	3

### (R18EEE4294) Non Conventional Energy Resources

#### Course Objectives

This course helps the students to understand the importance, availability, conversion technologies of renewable energy resources and its applications

1. To emphasize the current energy status and role of non-conventional and renewable energy sources.
2. To familiarize various aspects of Solar energy and utilization
3. To familiarize various aspects of Wind energy and utilization
4. To familiarize various aspects of Biomass energy and utilization
5. To emphasize the significance of Green Energy Technologies.

**UNIT I: SOLAR ENERGY** - Solar radiation its measurements and prediction - Solar thermal collectors - Flat plate collectors, Concentrating collectors – Applications - Heating, Cooling, Desalination, Drying, Cooking, etc - Principle of photovoltaic conversion of solar energy - Types of solar cells and fabrication - Photovoltaic applications - Battery charging, Domestic lighting, Street lighting and water pumping.

**UNIT II: WIND ENERGY** - Wind energy - Energy chains - Application - Historical background, Merits and limitations - Nature of wind - Planetary and local day / night winds - Wind energy quantum - Power in wind- Turbine efficiency - Torque Thrust calculations Velocity at different heights - Site selection - Components of Wind Energy Conversion System (WECS).

**UNIT III: BIOMASS ENERGY** - Energy from Biomass - Biomass as Renewable Energy Source - Types of Bio mass Fuels - Solid, Liquid and Gas - Biomass Conversion Techniques- Wet Process, Dry Process-Photosynthesis - Biogas Generation - Factors affecting Biodigestion - Classification of bio gas plant - Continuous, Batch and Fixed Dome types - Advantages and Disadvantages.

**UNIT IV: TIDAL, OTEC, HYDEL AND GEOTHERMAL ENERGY** - Tidal energy: Tide – Spring tide, Neap tide – Tidal range – Tidal Power – Types of tidal power plant – Single and dual basin schemes – Requirements in tidal power plant - Ocean Thermal Energy Conversion (OTEC): Principle - Open and closed OTEC Cycles - Hydel Energy: Micro hydro - Geothermal Energy: Geothermal energy sources - Power plant and environmental issues.

**UNIT V: NEW ENERGY SOURCES** - Hydrogen as a renewable energy source - Sources of Hydrogen - Fuel for Vehicles - Hydrogen Production - Direct electrolysis of water, thermal decomposition of water, biological and biochemical methods of hydrogen production - Storage of Hydrogen - Gaseous, Cryogenic and Metal hydride - Fuel Cell – Principle of working, construction and applications, Contemporary Topics.

#### TEXT BOOKS

1. Rai.G.D, “Non- conventional resources of energy”, Khanna publishers, Fourth edition, 2010.
2. Khan. B.H, “Non-Conventional Energy Resources”, The McGraw Hills, Second edition, 2009.

**REFERENCES**

1. Rao.S&Parulekar, “Energy Technology”, Khanna publishers, Fourth edition, 2005.
2. Pai.B.R and Ram Prasad.M.S, “Power Generation through Renewable Sources of Energy”, Tata McGraw Hill, New Delhi, 1991.
3. Bansal.N.K, Kleeman and Meliss, “Renewable energy sources and conversion Techniques”, Tata McGraw hill, 1990.
4. Godfrey Boyl “Renewable Energy: Power Sustainable Future”,Oxford University Press, Second edition, 2006.
5. Ryan O’Hayre, Suk-Won Cha and Whitney colella, “Fuel Cell Fundamentals”, Second edition, 2009.
6. John W Twidell and Anthony D Weir, “Renewable Energy Resources”, Taylor and Francis, 2006.
7. Freris.L.L, “Wind Energy Conversion systems”, Prentice Hall, UK, 1990.



## SRI INDU COLLEGE OF ENGINEERING & TECHNOLOGY

(An Autonomous Institution under UGC, New Delhi)

B.Tech. - IV Year – I Semester

OPEN ELECTIVE - III

L	T	P	C
3	0	0	3

(R18INF4295) Information Security Fundamentals

### COURSE OBJECTIVES:

1. To provide impeccable knowledge on various technical aspects of Information Security & Computer Security principles
2. To provide foundation for understanding the key issues associated with protecting Computer Systems & Information Assets.
3. To provide competency in designing consistent & reasonable Information security system with appropriate Scanning & Enumeration mechanisms, determining the level of protection and Response to security incidents.

**UNIT I: Introduction to Information Security** - Introduction to Information Security, Need for Security - Threats to security & Attacks, Computer System Security and Access Controls - System access and data access.

**UNIT II: Communication Security** - Introduction to cryptography, cryptosystems, Encryption & Decryption Techniques - classical encryption techniques, communication channel used in cryptographic system, various types of ciphers, Cryptanalysis, Hash function and Data integrity, Security of Hashing function.

**UNIT III: Network** - Introduction to Network Security, Email Security, IP Security, Web Security, Kerberos, X.509 techniques.

**UNIT IV: Scanning & Enumeration Technology** - Malicious software, Firewalls, Honey pots, Intrusion Detection system, Intrusion Prevention system

**UNIT V: Ethics In Information Security** - Implementing Information Security, Legal Ethical & Professional issues in Information Security, Contemporary Topics.

### TEXT BOOKS:

1. Matt Bishop, "Computer Security: Art and Science", Addison-Wesley Professional, First Edition, 2003. ISBN: 0201440997.
2. William Stallings, "Cryptography and Network Security", Pearson Education, Fourth Edition, 2006. ISBN: 8177587749

### REFERENCES:

1. Michael E. Whitman, Herbert J. Mattord, "Principles of Information Security" Cengage Learning, Fourth Edition, 2010, ISBN: 1111138214
2. Charlie Kaufman, Radia Perlman, Mike Speciner, "Network security: private communication in a public world", Second Edition, ISBN: 0130460192.
3. Dieter Gollmann, "Computer Security", Third Edition, ISBN: 0470741155.

## SRI INDU COLLEGE OF ENGINEERING & TECHNOLOGY

(An Autonomous Institution under UGC, New Delhi)

**B.Tech. - IV Year – I Semester**

**OPEN ELECTIVE - III**

L	T	P	C
3	0	0	3

### (R18MED4296) Total Engineering Quality Management

**COURSE OBJECTIVE:** To understand the Engineering and Management aspects of Planning, Designing, Controlling and Improving Quality in Manufactured products.

**COURSE OUTCOMES:**

1. To understand the fundamentals of quality
2. To understand the role of TQM tools and techniques in elimination of wastages and reduction of defects
3. To develop quality as a passion and habit

**UNIT I: Quality Gurus And TQM Kitemarks** - Evolution of TQM – Quality Guru’s – Edward Deming – Joseph Juran – Philip Crosby – Genichi Taguchi – Walter Shewart – Criteria for Deming’s Prize  
**UNIT II - PRODUCT DESIGN AND ANALYSIS** (9 hours) Basic Design Concepts and TQM – Design Assurance – Design Validation – Failure Mode Effect Analysis – Fault Tree Analysis – Design for Robustness – Value Analysis

**UNIT-III: Process Improvement and Modern Production Management Tools** - Six Sigma Approach – Total Productive Maintenance – Just-In-Time – Lean Manufacturing Paradigms

**UNIT IV: Quality Improvement Tools and Continuous Improvement** - Q-7 Tools – New Q-7 Tools – Quality Function Deployment – Kaizen – 5S – PokaYoke

**UNIT V: Quality Management Systems** - Quality Management Systems – Introduction to ISO9000 – TS16949:2002 and EMS14001 certifications, Contemporary Topics.

**TEXT BOOKS**

1. Total Engineering Quality Management, Sunil Sharma, 1st Edition, MacMillan India Limited.
2. Total Quality Management, Poornima M. Charantimath, 2nd Edition, Pearson Education.

**REFERENCES**

1. “Quality and Performance Excellence”, James R Evans, Edition, 7th Edition, Cengage Learning.
2. “Quality Management”, Howard S Gitlow, Alan J Oppenheim, Rosa Oppenheim, David M Levine, 3rd Edition, Tata McGraw Hill Limited.
3. “Fundamentals of Quality Control & Improvement”, AmitavaMitra, 3rd Edition, Wiley Publications, 2012.

## SRI INDU COLLEGE OF ENGINEERING & TECHNOLOGY

(An Autonomous Institution under UGC, New Delhi)

**B.Tech. - IV Year – I Semester**

**OPEN ELECTIVE - III**

<b>L</b>	<b>T</b>	<b>P</b>	<b>C</b>
<b>3</b>	<b>0</b>	<b>0</b>	<b>3</b>

**(R18HMS4297) Human Values & Professional Ethics for Engineers**

**Course Objectives:**

1. To know the different moral and ethical issues through various prominent theories.
2. To educate the code of ethics as well as the industrial standards and how they can be used for ensuring safety and reducing the risk.
3. To vocalize the Rights and Responsibilities of individuals.
4. To enable the students to imbibe and internalize the Values and Ethical Behavior in the personal and Professional lives.

**Course Outcome:** The students will understand the importance of Values and Ethics in their personal lives and professional careers. The students will learn the rights and responsibilities as an employee, team member and a global citizen.

**UNIT – I Introduction to Professional Ethics:** Basic Concepts, Governing Ethics, Personal & Professional Ethics, Ethical Dilemmas, Life Skills, Emotional Intelligence, Thoughts of Ethics, Value Education, Dimensions of Ethics, Profession and professionalism, Professional Associations, Professional Risks, Professional Accountabilities, Professional Success, Ethics and Profession.

**UNIT – II Basic Theories:** Basic Ethical Principles, Moral Developments, Deontology, Utilitarianism, Virtue Theory, Rights Theory, Casuist Theory, Moral Absolution, Moral Rationalism, Moral Pluralism, Ethical Egoism, Feminist Consequentialism, Moral Issues, Moral Dilemmas, Moral Autonomy.

**UNIT – III Professional Practices in Engineering:** Professions and Norms of Professional Conduct, Norms of Professional Conduct vs. Profession; Responsibilities, Obligations and Moral Values in Professional Ethics, Professional codes of ethics, the limits of predictability and responsibilities of the engineering profession. Central Responsibilities of Engineers – The Centrality of Responsibilities of Professional Ethics; lessons from 1979 American Airlines DC-10 Crash and Kansas City Hyatt Regency Walk away Collapse.

**UNIT – IV Work Place Rights & Responsibilities,** Ethics in changing domains of Research, Engineers and Managers; Organizational Complaint Procedure, difference of Professional Judgment within the Nuclear Regulatory Commission (NRC), the Hanford Nuclear Reservation. Ethics in changing domains of research – The US government wide definition of research misconduct, research misconduct distinguished from mistakes and errors, recent history of attention to research misconduct, the emerging emphasis on understanding and fostering responsible conduct, responsible authorship, reviewing & editing.

**UNIT – V Global issues in Professional Ethics:** Introduction – Current Scenario, Technology Globalization of MNCs, International Trade, World Summits, Issues, Business Ethics and Corporate Governance, Sustainable Development Ecosystem, Energy Concerns, Ozone Deflection, Pollution, Ethics in Manufacturing and Marketing, Media Ethics; War Ethics; Bio Ethics, Intellectual Property Rights, Contemporary Topics.

**TEXT BOOKS:**

1. Professional Ethics: R. Subramanian, Oxford University Press, 2015.
2. Ethics in Engineering Practice & Research, Caroline Whitbeck, 2e, Cambridge University Press 2015.

**REFERENCES**

1. Engineering Ethics, Concepts Cases: Charles E Harris Jr., Michael S Pritchard, Michael J Rabins, 4e ,Cengage learning, 2015.
2. Business Ethics concepts & Cases: Manuel G Velasquez, 6e, PHI, 2008.

## SRI INDU COLLEGE OF ENGINEERING & TECHNOLOGY

(An Autonomous Institution under UGC, New Delhi)

**B.Tech. - IV Year – I Semester**

**OPEN ELECTIVE - III**

<b>L</b>	<b>T</b>	<b>P</b>	<b>C</b>
<b>3</b>	<b>0</b>	<b>0</b>	<b>3</b>

### (R18HMS4298) Science Fiction

**COURSE OBJECTIVES:** To help learners understand the link between Science and Technology and Humanities, especially Fiction form in Literature, with a view to instilling in them a sensitivity to the current issues of the world and probable issues that will crop up in the future world and imbibe in them a fine sensibility to appreciate and handle with balance the borderline problems of interdisciplinary nature with integrity and responsibility.

**COURSE OUTCOMES:**

1. To enable the learners to appreciate the literary form of Science Fiction
2. To give them a firsthand linguistic experience of the various types of Science Fiction novels
3. To equip the learners with the discretion to distinguish between a successful/effective science fiction novel and the one not so
4. To enhance the learners' communication skills and to develop their potential for creative writing
5. To spark off the dormant researcher in the learner so that he/she will use it for the betterment of the world

**UNIT I: Science Fiction – an Introduction** - 1. What is science fiction? Characteristics. 2. Classification 3. Types 4. A Historical Overview

**UNIT II: Novels of other Worlds** - 1. Utopian Science Fiction Novels Huxley, Aldous. Island.1932; Harper Perennial Classics, 2002. 2. Dystopian Science Fiction Novels Huxley, Aldous. Brave New World.Chatto and Windus, 1962.

**UNIT III: Novels of other Beings** - 1. Robots and Science Fiction Asimov, Isaac.I Robot.Granada, 1950. 2. Aliens and Science Fiction Card, Orson Scott. Ender's Game. Starscape, 2002.

**UNIT IV: Novels of Time Travel** -1. Travel into future a. H. G. Well's Time Machine. 2. Travel into past a. Asimov, Isaac and Robert Silverberg. Child of Time.Tor, 1993.

**UNIT V : Novels on Women's Issues** - 1. Man Controlling Women a. Shelley, Mary. Frankenstein.1818; Barnes and Noble, 2009. 2. Varied Identities of Women b. RUSS, JOANNA. THE FEMALE MAN. BEACON PRESS, 2000, Contemporary Topics

**REFERENCES**

1. Seed, David. "Science Fiction: A Very Short Introduction". OUP, 2011.
2. Roberts, Adam. "Science Fiction". 2 revised. Routledge, 2005.
3. Moylan, Tom and RaffaellaBaccolini. "Dark Horizons: Science Fiction and the Dystopian Imagination". Routledge, 2003.
4. Little, Judith.A. "Feminist philosophy and science fiction: utopias and dystopias", Prometheus Press, 2007.
5. Atwood, Margaret. "In Other Worlds".Anchor, 2012.
6. Reid, Robin.A. "Women in Science Fiction and Fantasy".Greenwood Press, 2009. 7. Schneider, Susan. "Science Fiction and Philosophy: From Time Travel to Superintelligence", Wiley Blackwell, 2009.
7. Drout, Michael D.C. From "Here to Infinity: An Exploration of Science Fiction Literature",. 7 CDs. Published in 2006 by Recorded Books.
8. Melzer, Patricia. "Alien Constructions: Science Fiction and Feminist Thought", University of Texas Press, 2006.