



Estd.2001

SRI INDU COLLEGE OF ENGINEERING & TECHNOLOGY

Internal Quality Assurance Cell (IQAC)

Faculty Feedback

April 2022

TABLE OF CONTENTS

1	Faculty Feedback	Page No.
	<i>Questionnaire</i>	<i>3</i>
	<i>Summary of the Survey</i>	<i>7</i>
2	Analysis of the Faculty Feedback	<i>8</i>
3	Overall Suggestions	<i>15</i>



SRI INDU COLLEGE OF ENGINEERING AND TECHNOLOGY
INTERNAL QUALITY ASSURANCE CELL (IQAC)

FACULTY FEEDBACK FORM

Name of the Faculty:

Dept:

Designation :

Faculty Code:

Date:

CRITERIAS	Strongly Agree	Agree	Neutral	Disagree	Strongly Disagree
1.CURRICULUM DESIGN AND DEVELOPMENT					
1. Board of studies is taking care to ensure the currency and relevance of the programme offering.					
2. Employability is given weightage in curriculum design and development.					
3. I am given enough freedom to contribute my ideas on curriculum design and development.					
4. The system followed by the University for the design and development of curriculum is effective.					
5. The curriculum has been updated from time to time.					
6. Departmental level subject expert committee meeting to review for syllabus.					
7. Representation from business and industry in PG Boards of studies is helpful in designing and improving the courses.					
Suggestions for improvement in curriculum design and development:					
2.TEACHING, LEARNING, EVALUATION & RESEARCH					
1. The admission process adopted by the institution is effective.					
2. The institution is able to attract meritorious students.					

3. Student centric learning resources are available in the University.					
4. The faculty are updating their knowledge and skills.					
5. The class work is taking place as per schedule.					
6. The Library is a major source of information.					
7. The library is utilized optimally by the faculty.					
8. The library is utilized optimally by the research scholars.					
9. The library is utilized optimally by the students.					
10. The library is managed effectively.					
11. The timings of the Library are convenient.					
12. The procedure followed for acquiring new books and journals ensures right titles and journals in the library.					
13. The teaching aids in the department are sufficient and up to date.					
14. The teachers are supported with adequate learning resources.					
15. The teachers are encouraged to carry out research.					
16. The teachers are encouraged to organize seminars/workshops/symposia/conferences.					
17. The teachers are encouraged to participate in seminars /workshops/symposia/conferences.					
18. The teachers are encouraged to undertake extension service programmes.					
19. The teachers are encouraged to establish linkage with Industry.					
20. The teachers are encouraged to take-up consultancy services.					
21. The merit of the teachers is recognized.					
22. The examination system followed by the institution is effective.					

23. The evaluation system followed by the institution is effective.					
Suggestions for improvement in Teaching, Learning, Evaluation and Research :					
3.INFRASTRUCTURE					
1. The class rooms and furniture available are adequate.					
2. The toilets are sufficient for faculty and students.					
3. The buildings and furniture are well maintained.					
4. The labs are adequately equipped (wherever applicable).					
5. The infrastructure available in the department is optimally used.					
6. Parking facilities are available adequately.					
7. Roads are maintained well.					
8. Water resources are adequately provided.					
9. Safe drinking water is available.					
10. Sports infrastructure is adequate.					
Suggestions for improvement in Infrastructure:					
4.GOVERNANCE					
1. The administration is sincerely putting efforts for the development of the institution.					
2. The administration is accessible.					
3. The quality initiatives taken up during the last academic year are contributing for improvement.					

4. The MoUs entered by the institution enhance the scope for mutual cooperation with Institutions and Research Organizations of repute.					
5. The faculty are given freedom to express their opinions.					
6. The IQAC is working well for promoting quality in the institution.					
7. The institution is providing adequate opportunities and support to the faculty and their family members.					
Suggestions for improvement of Governance:					

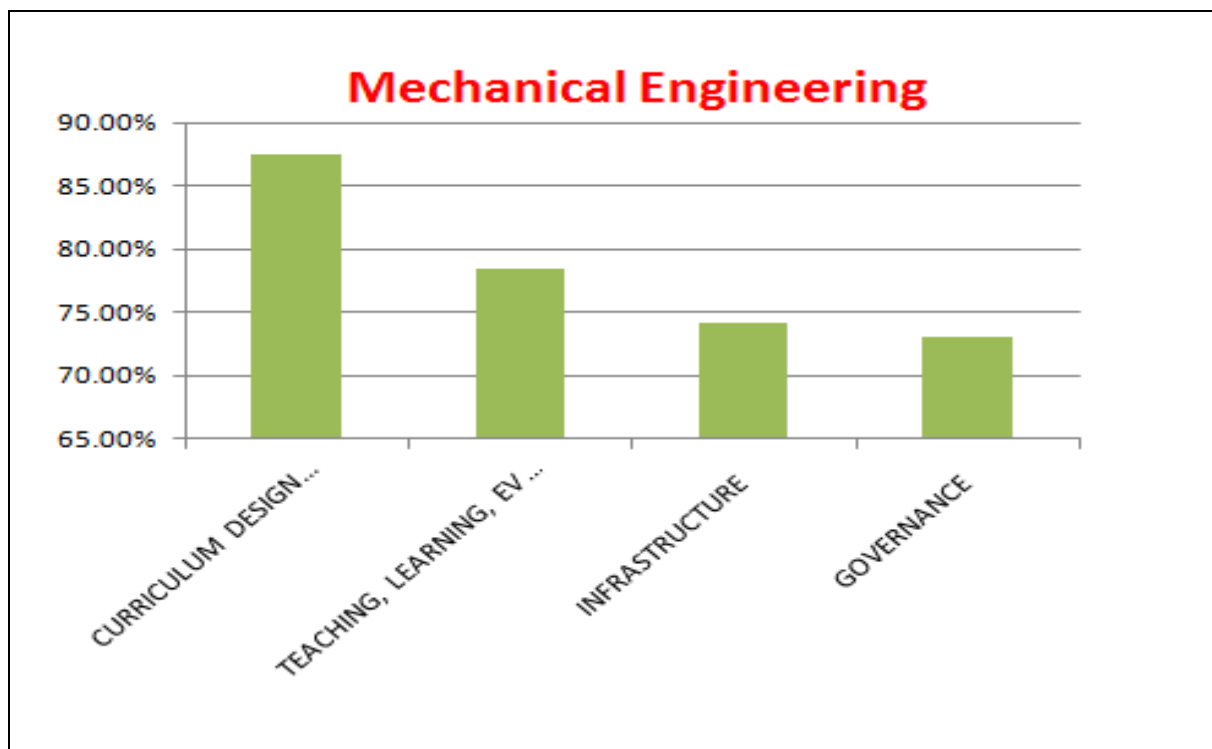
Summary of the Survey

Programme wise Faculty Feedback

S. No	Name of the Programme	No. of Faculties Participated
1	Mechanical Engineering	14
2	Civil Engineering	12
3	Electrical and Electronics Engineering	18
4	Electronics and Communication Engineering	32
5	Computer Science and Engineering	39
6	Information Technology	15
7	Master of Business Administration	4

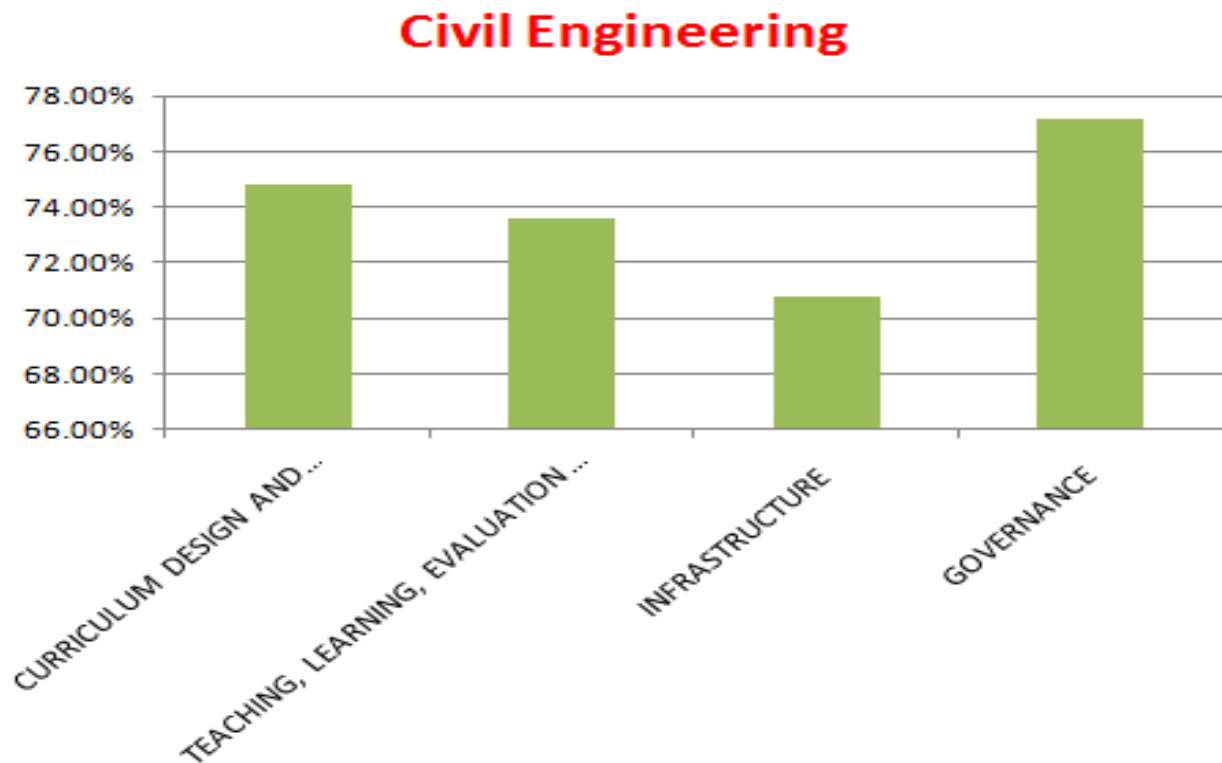
Mechanical Engineering

S. No	Parameter	Avg. Rating	Percentage
1	CURRICULUM DESIGN AND DEVELOPMENT	4.42	87.4%
2	TEACHING, LEARNING, EVALUATION & RESEARCH	3.92	78.4%
3	INFRASTRUCTURE	3.71	74.2%
4	GOVERNANCE	3.65	73%



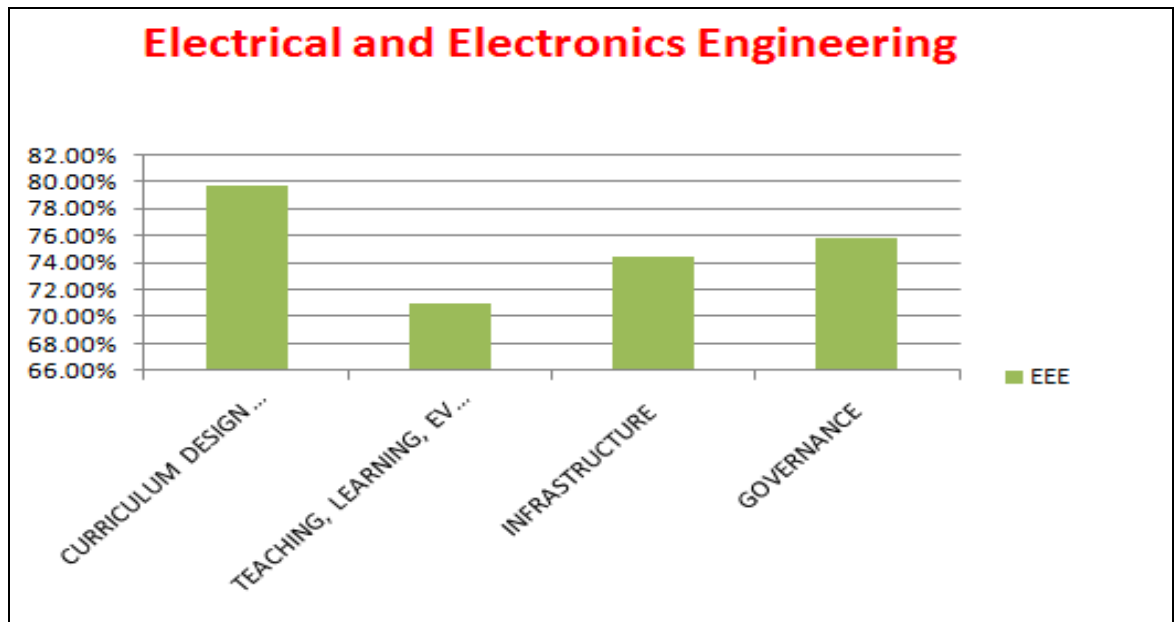
Civil Engineering

S. No	Parameter	Avg. Rating	Percentage
1	CURRICULUM DESIGN AND DEVELOPMENT	3.74	74.8%
2	TEACHING, LEARNING, EVALUATION & RESEARCH	3.68	73.6%
3	INFRASTRUCTURE	3.54	70.8%
4	GOVERNANCE	3.86	77.2%



Electrical and Electronics Engineering

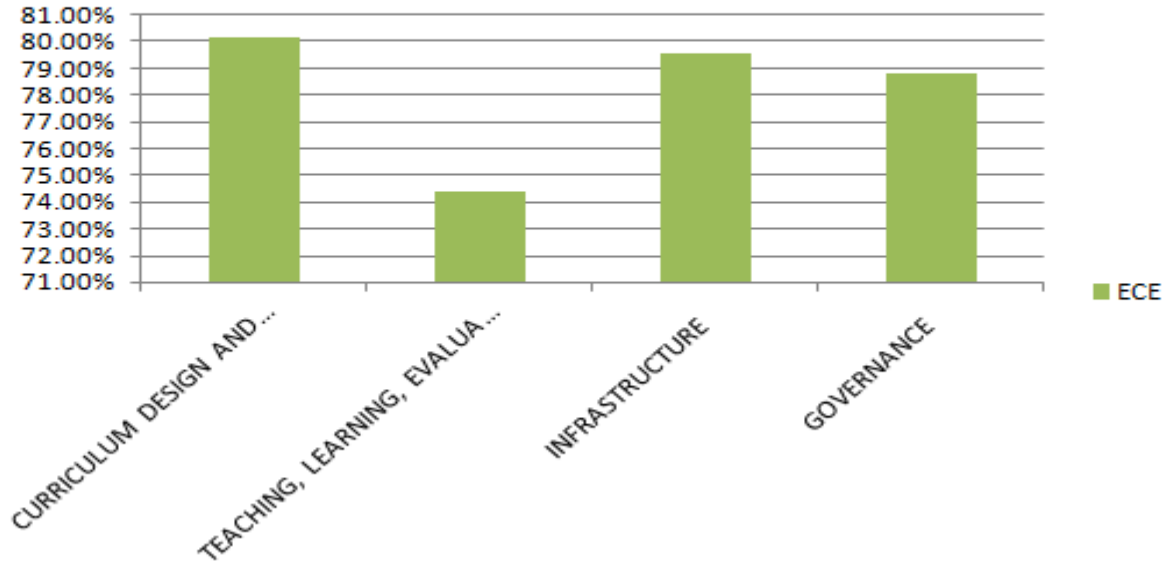
S. No	Parameter	Avg. Rating	Percentage
1	CURRICULUM DESIGN AND DEVELOPMENT	3.98	79.6%
2	TEACHING, LEARNING, EVALUATION & RESEARCH	3.55	71%
3	INFRASTRUCTURE	3.72	74.4%
4	GOVERNANCE	3.79	75.8%



Electronics and Communication Engineering

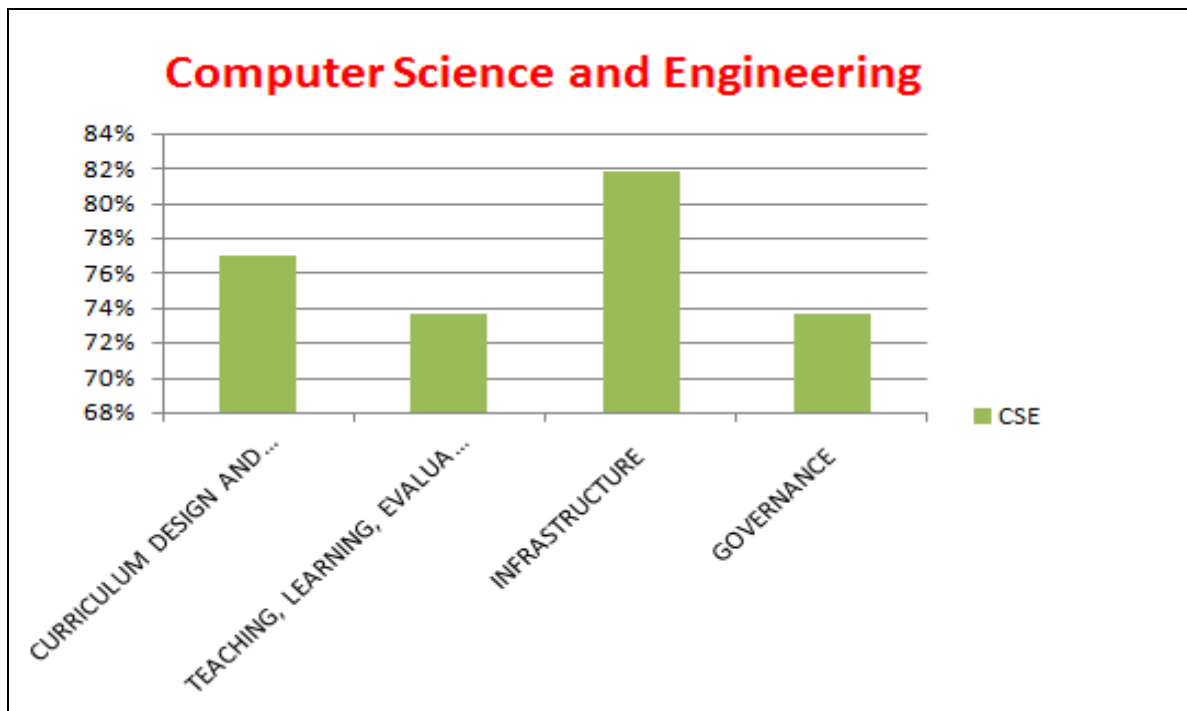
S. No	Parameter	Avg. Rating	Percentage
1	CURRICULUM DESIGN AND DEVELOPMENT	4.01	80.2%
2	TEACHING, LEARNING, EVALUATION & RESEARCH	3.72	74.4%
3	INFRASTRUCTURE	3.98	79.6%
4	GOVERNANCE	3.94	78.8%

Electronics and Communication Engineering



Computer Science and Engineering

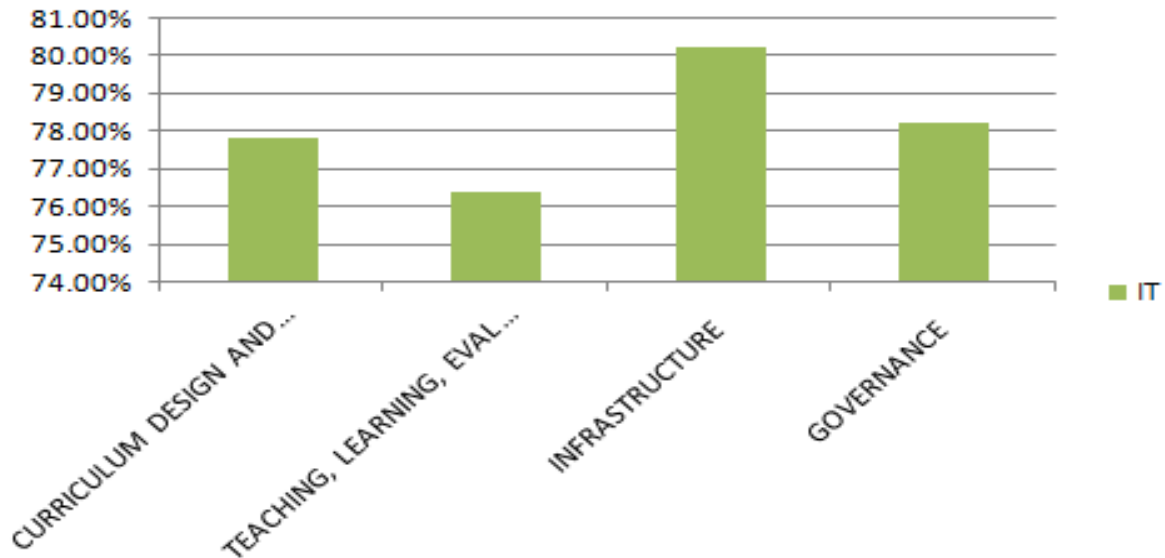
S. No	Parameter	Avg. Rating	Percentage
1	CURRICULUM DESIGN AND DEVELOPMENT	3.85	77%
2	TEACHING, LEARNING, EVALUATION & RESEARCH	3.68	73.6%
3	INFRASTRUCTURE	4.09	81.8%
4	GOVERNANCE	3.68	73.6%



Information Technology

S. No	Parameter	Avg. Rating	Percentage
1	CURRICULUM DESIGN AND DEVELOPMENT	3.89	77.8%
2	TEACHING, LEARNING, EVALUATION & RESEARCH	3.82	76.4%
3	INFRASTRUCTURE	4.01	80.2%
4	GOVERNANCE	3.91	78.2%

Information Technology



Master of Business Administration

S. No	Parameter	Avg. Rating	Percentage
1	CURRICULUM DESIGN AND DEVELOPMENT	4.11	82.2%
2	TEACHING, LEARNING, EVALUATION & RESEARCH	3.99	79.8%
3	INFRASTRUCTURE	4.25	85%
4	GOVERNANCE	4.31	86.2%

Master of Business Administration

