

Principles of Programming Languages

M.SAMPOONA



CONTENTS

UNIT 1. PRELIMINARY CONCEPTS

- 1.1 Reasons for Studying Concepts of Programming Languages
- 1.2 Programming Domains, Language Evaluation Criteria
- 1.3 Influences on Language Design, Language Categories
- 1.4 Programming Paradigms-Imperative , Functional Programming language
- 1.5 Language Implementation-compilation and interpretation
- 1.6 Programming environments

SYNTAX AND SEMANTICS

- 1.7 The General Problems of Describing Syntax and semantics
- 1.8 BNF
- 1.9 EBNF for common programming language features
- 1.10 Ambiguous Grammar

UNIT 2. DATA TYPES AND VARIABLES

- 2.1 Introduction to Primitive Data Types
- 2.2 User-Defined Data Types and Array Types
- 2.3 Record, Union and Pointer and Reference types
- 2.4 Names, Variables, The Concept of Binding
- 2.5 Type Checking, Type Compatibility
- 2.6 Strong Types, Named Constants, variable initialization

EXPRESSIONS AND STATEMENTS & CONTROL STRUCTURES

- 2.7 Expression: [Arithmetic, Relational and Boolean Expressions]
- 2.8 Short-Circuit Evaluation
- 2.9 Assignment Statements, Mixed-Mode Assignment [Referential Transparency & Functional Programming]
- 2.10 Control Structures [statement Level Control Structures, Compound statements]
- 2.11 Selection Statements, Iterative Statements, Unconditional Branching, Guarded Commands

UNIT 3. SUBPROGRAMS AND BLOCKS

- 3.1 Fundamentals of Subprograms
- 3.2 Design Issues for Subprograms
- 3.3 Parameter Passing Methods
- 3.4 Parameters Subprograms as parameters
- 3.5 Overloaded Subprograms & Operations
- 3.6 Generic Subprograms, separately compiled modules
- 3.7 Co-Routines

UNIT IV. ABSTRACT DATA TYPES

- 4.1 Abstract -data types [Abstraction & Encapsulation]
- 4.2 Introduction to Data Abstraction,Design Issues
- 4.3 Language Examples
- 4.4 C++ Parameterized Abstract Data Types
- 4.5 Data Types
- 4.6 Object-Oriented Programming in Smalltalk
- 4.7 Object-Oriented Programming in C++
- 4.8 Object-Oriented Programming in Java
- 4.9 Object-Oriented Programming in C#
- 4.10 Object-Oriented Programming in Ada 95

EXCEPTION HANDLING & LOGIC PROGRAMMING

- 4.11 Exception Handling:Exceptions, Exception Propagation
- 4.12 Exception Handler in Ada
- 4.13 C++ and Java
- 4.14 Logic Programming Language : Introduction An Overview of Logic Programming
- 4.15 The Basic Elements of PROLOG
- 4.16 Applications of Logic Programming

UNIT-V. FUNCTIONAL PROGRAMMING LANGUAGES & SCRIPTING LANGUAGE

- 5.1 Functional Programming Language Introduction
- 5.2 Fundamentals of Functional Programming Languages, LISP Programming
- 5.3 Fundamentals of ML,examples
- 5.4 Fundamentals of Haskell, function syntax and examples
- 5.5 Applications of Functional Programing language and Comparison of Functional and Imperative Languages

SRI INDU COLLEGE OF ENGINEERING & TECHNOLOGY

Unit-1, Unit-2, Unit-3, Unit-4 and Unit 5

Year and Semester: III yr & I Sem

Subject: **Principles of Programming Language**

Branch: **CSE**

Faculty: **M.SAMOONA**, Assistant Professor (CSE)

UNIT-1

Preliminary Concepts

Background

- Frankly, we didn't have the vaguest idea how the thing [FORTRAN language and compiler] would work out in detail. ...We struck out simply to optimize the object program, the running time, because most people at that time believed you couldn't do that kind of thing. They believed that machined-coded programs would be so inefficient that it would be impractical for many applications.
- John Backus, unexpected successes are common – the browser is another example of an unexpected success

1.1 Reasons for Studying Concepts of Programming Languages- CO1

- Increased ability to express ideas
- Improved background for choosing appropriate languages
- Increased ability to learn new languages
- Better understanding of significance of implementation
- Overall advancement of computing

1.2 Programming Domains - CO1

- Scientific applications
 - Large number of floating point computations
 - Fortran
- Business applications
 - Produce reports, use decimal numbers and characters
 - COBOL
- Artificial intelligence
 - Symbols rather than numbers manipulated
 - LISP
- Systems programming
 - Need efficiency because of continuous use
 - C
- Web Software
 - Eclectic collection of languages: markup (**e.g.**, XHTML), scripting (**e.g.**, PHP), general-purpose (**e.g.**, Java)

1.2 Language Evaluation Criteria - CO1, CO2

- Readability : the ease with which programs can be read and understood
- Writability : the ease with which a language can be used to create programs
- Reliability : conformance to specifications (i.e., performs to its specifications)
- Cost : the ultimate total cost

Readability

- Overall simplicity
 - A manageable set of features and constructs
 - Few feature multiplicity (means of doing the same operation)
 - Minimal operator overloading
- Orthogonality
 - A relatively small set of primitive constructs can be combined in a relatively small number of ways
 - Every possible combination is legal
- Control statements
 - The presence of well-known control structures (e.g., while statement)
- Data types and structures
 - The presence of adequate facilities for defining data structures
- Syntax considerations
 - Identifier forms: flexible composition
 - Special words and methods of forming compound statements
 - Form and meaning: self-descriptive constructs, meaningful keywords

Writability

- Simplicity and Orthogonality
 - Few constructs, a small number of primitives, a small set of rules for combining them
- Support for abstraction
 - The ability to define and use complex structures or operations in ways that allow details to be ignored
- Expressivity
 - A set of relatively convenient ways of specifying operations
 - Example: the inclusion of for statement in many modern languages

Reliability

- Type checking
 - Testing for type errors
- Exception handling
 - Intercept run-time errors and take corrective measures
- Aliasing
 - Presence of two or more distinct referencing methods for the same memory location
- Readability and writability
 - A language that does not support “natural” ways of expressing an algorithm will necessarily use “unnatural” approaches, and hence reduced reliability

Cost

- Training programmers to use language
- Writing programs (closeness to particular applications)
- Compiling programs
- Executing programs

- Language implementation system: availability of free compilers
- Reliability: poor reliability leads to high costs
- Maintaining programs

Others

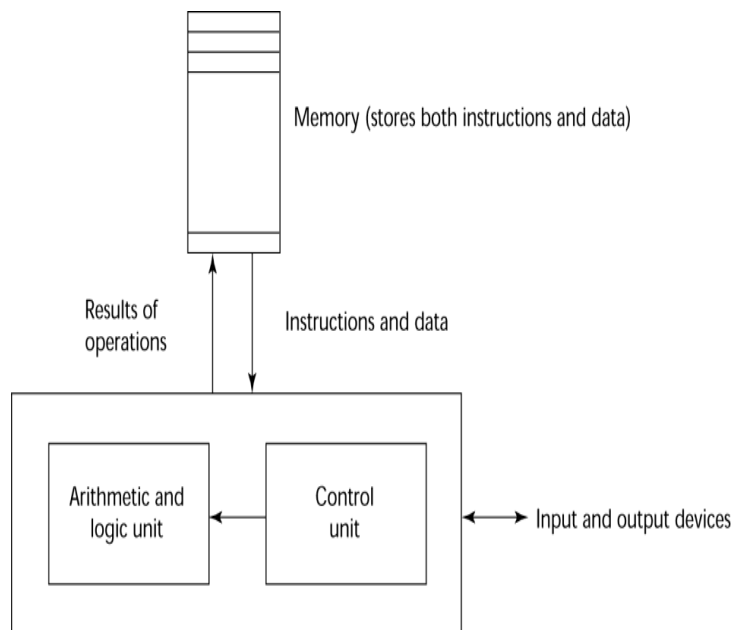
- Portability
 - The ease with which programs can be moved from one implementation to another
- Generality
 - The applicability to a wide range of applications
- Well-definedness
 - The completeness and precision of the language's official definition

1.3 Influences on Language Design - C03

- Computer Architecture
 - Languages are developed around the prevalent computer architecture, known as the *von Neumann* architecture
- Programming Methodologies
 - New software development methodologies (e.g., object-oriented software development) led to new programming paradigms and by extension, new programming languages

Computer Architecture

- Well-known computer architecture: Von Neumann
- Imperative languages, most dominant, because of von Neumann computers
 - Data and programs stored in memory
 - Memory is separate from CPU
 - Instructions and data are piped from memory to CPU
 - Basis for imperative languages
- Variables model memory cells
- Assignment statements model piping
- Iteration is efficient



Central processing unit

Figure 1.1 The von Neumann Computer Architecture

Programming Methodologies

- 1950s and early 1960s: Simple applications; worry about machine efficiency
- Late 1960s: People efficiency became important; readability, better control structures
 - structured programming
 - top-down design and step-wise refinement
- Late 1970s: Process-oriented to data-oriented
 - data abstraction
- Middle 1980s: Object-oriented programming
 - Data abstraction + inheritance + polymorphism

1.4 Language Categories - C01

- Imperative
 - Central features are variables, assignment statements, and iteration
 - Examples: C, Pascal
- Functional
 - Main means of making computations is by applying functions to given parameters
 - Examples: LISP, Scheme
- Logic
 - Rule-based (rules are specified in no particular order)
 - Example: Prolog
- Object-oriented
 - Data abstraction, inheritance, late binding
 - Examples: Java, C++
- Markup
 - New; not a programming per se, but used to specify the layout of information in Web documents
 - Examples: XHTML, XML

Language Design Trade-Offs

- Reliability vs. cost of execution
 - Conflicting criteria
 - Example: Java demands all references to array elements be checked for proper indexing but that leads to increased execution costs
- Readability vs. writability
 - Another conflicting criteria
 - Example: APL provides many powerful operators (and a large number of new symbols), allowing complex computations to be written in a compact program but at the cost of poor readability
- Writability (flexibility) vs. reliability
 - Another conflicting criteria
 - Example: C++ pointers are powerful and very flexible but not reliably used

1.5 Implementation Methods -C02

- Compilation
 - Programs are translated into machine language
- Pure Interpretation
 - Programs are interpreted by another program known as an interpreter
- Hybrid Implementation Systems
 - A compromise between compilers and pure interpreters

Compilation

- Translate high-level program (source language) into machine code (machine language)
- Slow translation, fast execution
- Compilation process has several phases:
 - lexical analysis: converts characters in the source program into lexical units
 - syntax analysis: transforms lexical units into *parse trees* which represent the syntactic structure of program
 - Semantics analysis: generate intermediate code
 - code generation: machine code is generated

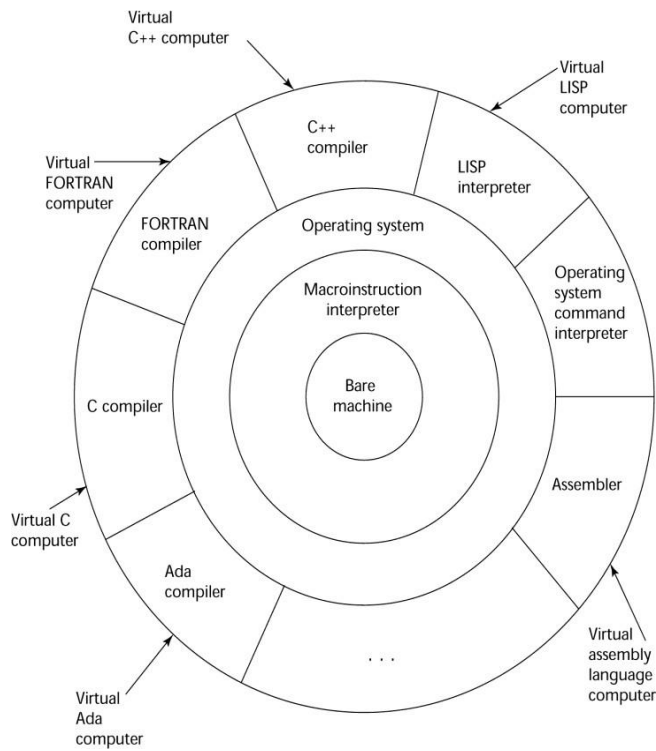


Figure 1.2 Layered View of Computer: The operating system and language implementation are layered over Machine interface of a computer

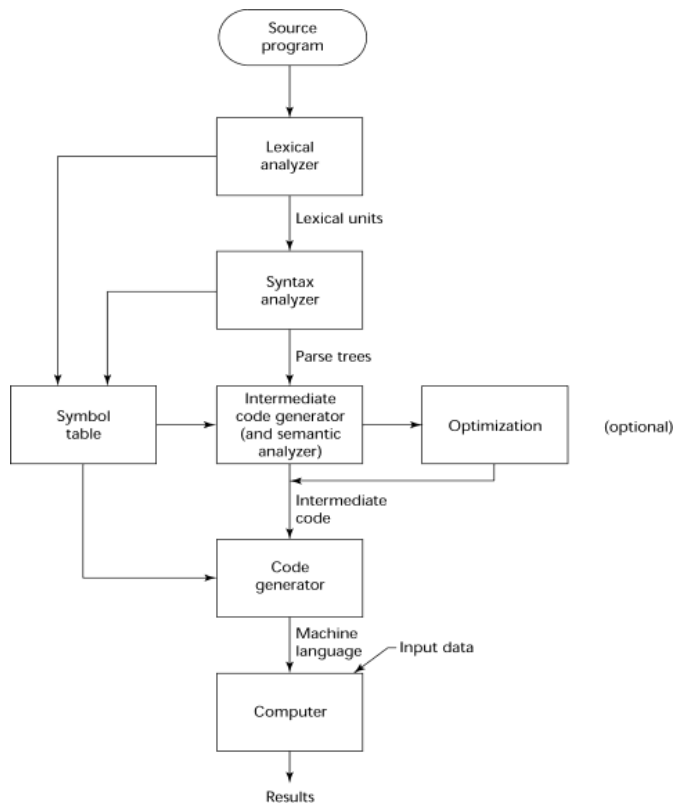


Figure 1.3 The Compilation Process

Additional Compilation Terminologies

- Load module (executable image): the user and system code together
- Linking and loading: the process of collecting system program and linking them to user program

Execution of Machine Code

- Fetch-execute-cycle (on a von Neumann architecture)
 - initialize the program counter*
 - repeat forever*
 - fetch the instruction pointed by the counter*
 - increment the counter*
 - decode the instruction*
 - execute the instruction*
 - end repeat*

Von Neumann Bottleneck

- Connection speed between a computer's memory and its processor determines the speed of a computer
- Program instructions often can be executed a lot faster than the above connection speed; the connection speed thus results in a *bottleneck*
- Known as von Neumann bottleneck; it is the primary limiting factor in the speed of computers

Pure Interpretation

- No translation
- Easier implementation of programs (run-time errors can easily and immediately displayed)
- Slower execution (10 to 100 times slower than compiled programs)
- Often requires more space
- Becoming rare on high-level languages

- Significantly comeback with some latest web scripting languages (e.g., JavaScript)

Hybrid Implementation Systems

- A compromise between compilers and pure interpreters
- A high-level language program is translated to an intermediate language that allows easy interpretation
- Faster than pure interpretation
- Examples
 - Perl programs are partially compiled to detect errors before interpretation
 - Initial implementations of Java were hybrid; the intermediate form, *byte code*, provides portability to any machine that has a byte code interpreter and a runtime system (together, these are called *Java Virtual Machine*)

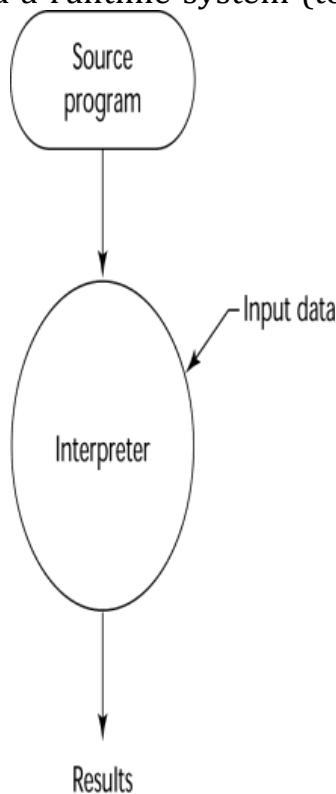


Figure 1.4 Pure Interpretation

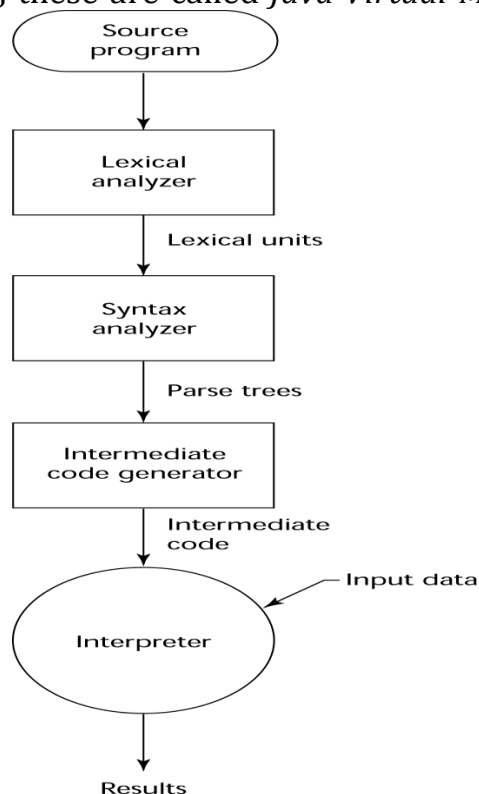


Figure 1.5 Hybrid Implementation

Just-in-Time Implementation Systems

- Initially translate programs to an intermediate language
- Then compile intermediate language into machine code
- Machine code version is kept for subsequent calls
- JIT systems are widely used for Java programs
- .NET languages are implemented with a JIT system

1.6 Preprocessors - CO2

- Preprocessor macros (instructions) are commonly used to specify that code from another file is to be included
- A preprocessor processes a program immediately before the program is compiled to expand embedded preprocessor macros
- A well-known example: C preprocessor
 - expands #include, #define, and similar macros

Syntax and Semantics

Introduction

- **Syntax:** the form or structure of the expressions, statements, and program units
- **Semantics:** the meaning of the expressions, statements, and program units
- Syntax and semantics provide a language's definition
 - Users of a language definition
 - Other language designers
 - Implementers
 - Programmers (the users of the language)

1.7 The General Problem of Describing Syntax - C01

- A *sentence* is a string of characters over some alphabet
- A *language* is a set of sentences
- A *lexeme* is the lowest level syntactic unit of a language (**e.g.**, *, sum, begin)
- A *token* is a category of lexemes (**e.g.**, identifier)
- **Languages Recognizers**
 - A recognition device reads input strings of the language and decides whether the input strings belong to the language
 - Example: syntax analysis part of a compiler
- **Languages Generators**
 - A device that generates sentences of a language
 - One can determine if the syntax of a particular sentence is correct by comparing it to the structure of the generator

1.8 Formal Methods of Describing Syntax - C01,C02

- Backus-Naur Form and Context-Free Grammars
 - Most widely known method for describing programming language syntax
- Extended BNF
 - Improves readability and writability of BNF
- Grammars and Recognizers

Backus-Naur Form and Context-Free Grammars

- Context-Free Grammars
- Developed by Noam Chomsky in the mid-1950s
- Language generators, meant to describe the syntax of natural languages
- Define a class of languages called context-free languages

Backus-Naur Form (BNF)

- Backus-Naur Form (1959)
 - Invented by John Backus to describe ALGOL 58
 - BNF is equivalent to context-free grammars
 - BNF is a *metalanguage* used to describe another language
 - In BNF, abstractions are used to represent classes of syntactic structures-- they act like syntactic variables (also called *nonterminal symbols*)

BNF Fundamentals

- Non-terminals: BNF abstractions
- Terminals: lexemes and tokens
- Grammar: a collection of rules
 - Examples of BNF rules:

$\langle ident_list \rangle \rightarrow identifier \mid identifier, \langle ident_list \rangle$
 $\langle if_stmt \rangle \rightarrow \mathbf{if} \langle logic_expr \rangle \mathbf{then} \langle stmt \rangle$

BNF Rules

- A rule has a left-hand side (LHS) and a right-hand side (RHS), and consists of *terminal* and *nonterminal* symbols
- A grammar is a finite nonempty set of rules
- An abstraction (or nonterminal symbol) can have more than one RHS

$\langle stmt \rangle \rightarrow \langle single_stmt \rangle$
 $\quad \mid \mathbf{begin} \langle stmt_list \rangle \mathbf{end}$

Describing Lists

- Syntactic lists are described using recursion

$\langle ident_list \rangle \rightarrow ident$
 $\quad \mid ident, \langle ident_list \rangle$

- A derivation is a repeated application of rules, starting with the start symbol and ending with a sentence (all terminal symbols)

An Example Grammar

$\langle program \rangle \rightarrow \langle stmts \rangle$
 $\langle stmts \rangle \rightarrow \langle stmt \rangle \mid \langle stmt \rangle ; \langle stmts \rangle$
 $\langle stmt \rangle \rightarrow \langle var \rangle = \langle expr \rangle$
 $\langle var \rangle \rightarrow a \mid b \mid c \mid d$
 $\langle expr \rangle \rightarrow \langle term \rangle + \langle term \rangle \mid \langle term \rangle - \langle term \rangle$
 $\langle term \rangle \rightarrow \langle var \rangle \mid const$

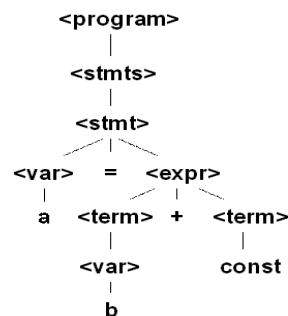
Parse Tree

A hierarchical representation of a derivation

An example derivation

$\langle program \rangle \Rightarrow \langle stmts \rangle$
 $\quad \Rightarrow \langle stmt \rangle$
 $\quad \Rightarrow \langle var \rangle = \langle expr \rangle$
 $\quad \Rightarrow a = \langle expr \rangle$
 $\quad \Rightarrow a = \langle term \rangle + \langle term \rangle$
 $\quad \Rightarrow a = \langle var \rangle + \langle term \rangle$
 $\quad \Rightarrow a = b + \langle term \rangle$
 $\quad \Rightarrow a = b + const$

Figure 2.1 Parse Tree



Derivation

- Every string of symbols in the derivation is a sentential form
- A sentence is a sentential form that has only terminal symbols
- A leftmost derivation is one in which the leftmost nonterminal in each sentential form is the one that is expanded
- A derivation may be neither leftmost nor rightmost

Ambiguity in Grammars

- A grammar is *ambiguous* iff it generates a sentential form that has two or more distinct parse trees

An Unambiguous Expression Grammar

If we use the parse tree to indicate precedence levels of the operators, we cannot have ambiguity

$\langle expr \rangle \rightarrow \langle expr \rangle - \langle term \rangle \mid \langle term \rangle$
 $\langle term \rangle \rightarrow \langle term \rangle / const \mid const$

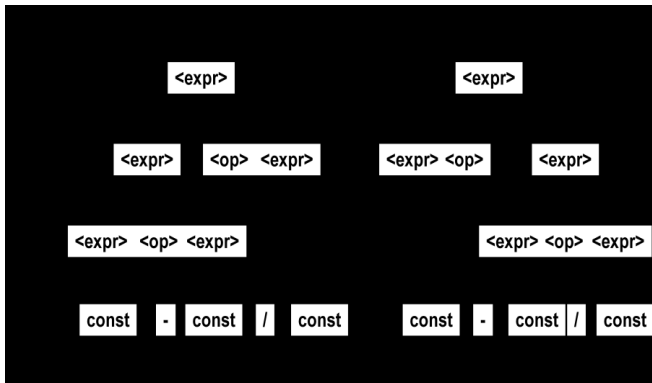


Figure 2.2 An Ambiguous Expression Grammar

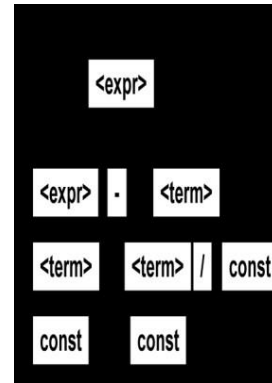


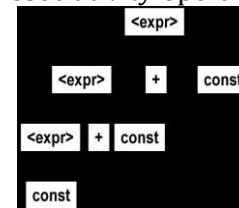
Figure 2.3 An Unambiguous Expression Grammar

Associativity of Operators

Operator associativity can also be indicated by a grammar

$\langle expr \rangle \rightarrow \langle expr \rangle + \langle expr \rangle / const$ (ambiguous)
 $\langle expr \rangle \rightarrow \langle expr \rangle + const / const$ (unambiguous)

Figure 2.4 Parse Tree for Associativity operator



1.9 Extended Backus-Naur Form (EBNF) - CO2

- Optional parts are placed in brackets ([])
 $\langle proc_call \rangle \rightarrow ident [\langle expr_list \rangle]$
- Alternative parts of RHSs are placed inside parentheses and separated via vertical bars
 $\langle term \rangle \rightarrow \langle term \rangle (+|-) const$
- Repetitions (0 or more) are placed inside braces ({ })
 $\langle ident \rangle \rightarrow letter \{ letter|digit \}$

BNF and EBNF

- BNF
 $\langle expr \rangle \rightarrow \langle expr \rangle + \langle term \rangle$
 $\quad \quad \quad | \langle expr \rangle - \langle term \rangle$
 $\quad \quad \quad | \langle term \rangle$
 $\langle term \rangle \rightarrow \langle term \rangle * \langle factor \rangle$
 $\quad \quad \quad | \langle term \rangle / \langle factor \rangle$
 $\quad \quad \quad | \langle factor \rangle$
- EBNF
 $\langle expr \rangle \rightarrow \langle term \rangle \{ (+ / -) \langle term \rangle \}$
 $\langle term \rangle \rightarrow \langle factor \rangle \{ (* /) \langle factor \rangle \}$

1.10 Attribute Grammars - CO1, CO4

- Context-free grammars (CFGs) cannot describe all of the syntax of programming languages
- Additions to CFGs to carry some semantic info along parse trees
- Primary value of attribute grammars (AGs):
 - Static semantics specification
 - Compiler design (static semantics checking)

Definition

- An attribute grammar is a context-free grammar $G = (S, N, T, P)$ with the following additions:
 - For each grammar symbol x there is a set $A(x)$ of attribute values

- Each rule has a set of functions that define certain attributes of the nonterminals in the rule
- Each rule has a (possibly empty) set of predicates to check for attribute consistency
- Let $X_0 X_1 \dots X_n$ be a rule
- Functions of the form $S(X_0) = f(A(X_1), \dots, A(X_n))$ define *synthesized attributes*
- Functions of the form $I(X_j) = f(A(X_0), \dots, A(X_n))$, for $i \leq j \leq n$, define *inherited attributes*
- Initially, there are *intrinsic attributes* on the leaves

Example

- Syntax
 - $\langle assign \rangle \rightarrow \langle var \rangle = \langle expr \rangle$
 - $\langle expr \rangle \rightarrow \langle var \rangle + \langle var \rangle \mid \langle var \rangle$
 - $\langle var \rangle \rightarrow A \mid B \mid C$
- actual_type: synthesized for $\langle var \rangle$ and $\langle expr \rangle$
- expected_type: inherited for $\langle expr \rangle$
- Syntax rule $\langle expr \rangle \rightarrow \langle var \rangle[1] + \langle var \rangle[2]$
- Semantic rules $\langle expr \rangle.actual_type \rightarrow \langle var \rangle[1].actual_type$
- Predicate $\langle var \rangle[1].actual_type == \langle var \rangle[2].actual_type$
 $\langle expr \rangle.expected_type == \langle expr \rangle.actual_type$
- Syntax rule $\langle var \rangle \rightarrow id$
- Semantic rule $\langle var \rangle.actual_type \leftarrow lookup(\langle var \rangle.string)$
- How are attribute values computed?
 - If all attributes were inherited, the tree could be decorated in top-down order.
 - If all attributes were synthesized, the tree could be decorated in bottom-up order.
 - In many cases, both kinds of attributes are used, and it is some combination of top-down and bottom-up that must be used.
 - $\langle expr \rangle.expected_type \leftarrow inherited\ from\ parent$
 - $\langle var \rangle[1].actual_type \leftarrow lookup(A)$
 - $\langle var \rangle[2].actual_type \leftarrow lookup(B)$
 - $\langle var \rangle[1].actual_type =? \langle var \rangle[2].actual_type$
 - $\langle expr \rangle.actual_type \leftarrow \langle var \rangle[1].actual_type$
 - $\langle expr \rangle.actual_type =? \langle expr \rangle.expected_type$

Describing the Meanings of Programs: Dynamic Semantics

- There is no single widely acceptable notation or formalism for describing semantics
- Operational Semantics
 - Describe the meaning of a program by executing its statements on a machine, either simulated or actual. The change in the state of the machine (memory, registers, etc.) defines the meaning of the statement
- To use operational semantics for a high-level language, a virtual machine is needed
- A hardware pure interpreter would be too expensive
- A software pure interpreter also has problems:
 - The detailed characteristics of the particular computer would make actions difficult to understand
 - Such a semantic definition would be machine-dependent

Operational Semantics

- A better alternative: A complete computer simulation
- The process:
 - Build a translator (translates source code to the machine code of an idealized computer)
 - Build a simulator for the idealized computer
- Evaluation of operational semantics:
 - Good if used informally (language manuals, etc.)
 - Extremely complex if used formally (**e.g.**, VDL), it was used for describing semantics of PL/I.
- Axiomatic Semantics
 - Based on formal logic (predicate calculus)
 - Original purpose: formal program verification
 - Approach: Define axioms or inference rules for each statement type in the language (to allow transformations of expressions to other expressions)
 - The expressions are called assertions

Axiomatic Semantics

- An assertion before a statement (a precondition) states the relationships and constraints among variables that are true at that point in execution
- An assertion following a statement is a postcondition
- A weakest precondition is the least restrictive precondition that will guarantee the postcondition
- Pre-post form: $\{P\}$ statement $\{Q\}$
- An example: $a = b + 1 \{a > 1\}$
- One possible precondition: $\{b > 10\}$
- Weakest precondition: $\{b > 0\}$
- Program proof process: The postcondition for the whole program is the desired result. Work back through the program to the first statement. If the precondition on the first statement is the same as the program spec, the program is correct.
- An axiom for assignment statements
 $(x = E)$:
 $\{Qx \rightarrow E\} x = E \{Q\}$
- An inference rule for sequences
 - For a sequence $S1;S2$:
 - $\{P1\} S1 \{P2\}$
 - $\{P2\} S2 \{P3\}$
- An inference rule for logical pretest loops
For the loop construct:
 $\{P\}$ while B do S end $\{Q\}$
Characteristics of the loop invariant
I must meet the following conditions:
 - $P \Rightarrow I$ (the loop invariant must be true initially)
 - $\{I\} B \{I\}$ (evaluation of the Boolean must not change the validity of I)
 - $\{I \text{ and } B\} S \{I\}$ (I is not changed by executing the body of the loop)
 - $(I \text{ and } (\text{not } B)) \Rightarrow Q$ (if I is true and B is false, Q is implied)
 - The loop terminates (this can be difficult to prove)
- The loop invariant I is a weakened version of the loop postcondition, and it is also a precondition.

- I must be weak enough to be satisfied prior to the beginning of the loop, but when combined with the loop exit condition, it must be strong enough to force the truth of the postcondition.

Evaluation of Axiomatic Semantics:

- Developing axioms or inference rules for all of the statements in a language is difficult
- It is a good tool for correctness proofs, and an excellent framework for reasoning about programs, but it is not as useful for language users and compiler writers
- Its usefulness in describing the meaning of a programming language is limited for language users or compiler writers

Denotational Semantics

- Based on recursive function theory
- The most abstract semantics description method
- Originally developed by Scott and Strachey (1970)
- The process of building a denotational spec for a language (not necessarily easy):
- Define a mathematical object for each language entity
- Define a function that maps instances of the language entities onto instances of the corresponding mathematical objects
- The meaning of language constructs are defined by only the values of the program's variables
- The difference between denotational and operational semantics: In operational semantics, the state changes are defined by coded algorithms; in denotational semantics, they are defined by rigorous mathematical functions
- The state of a program is the values of all its current variables
 $s = \{ \langle i1, v1 \rangle, \langle i2, v2 \rangle, \dots, \langle in, vn \rangle \}$
- Let VARMAP be a function that, when given a variable name and a state, returns the current value of the variable
 $VARMAP(ij, s) = vj$
- Decimal Numbers
 - The following denotational semantics description maps decimal numbers as strings of symbols into numeric values
 $\langle \text{dec_num} \rangle \rightarrow 0 \mid 1 \mid 2 \mid 3 \mid 4 \mid 5 \mid 6 \mid 7 \mid 8 \mid 9$
 $\Rightarrow \mid \langle \text{dec_num} \rangle (0 \mid 1 \mid 2 \mid 3 \mid 4 \mid 5 \mid 6 \mid 7 \mid 8 \mid 9)$
 $M_{\text{dec}}('0') = 0, M_{\text{dec}}('1') = 1, \dots, M_{\text{dec}}('9') = 9$
 $M_{\text{dec}}(\langle \text{dec_num} \rangle '0') = 10 * M_{\text{dec}}(\langle \text{dec_num} \rangle)$
 $M_{\text{dec}}(\langle \text{dec_num} \rangle '1') = 10 * M_{\text{dec}}(\langle \text{dec_num} \rangle) + 1$
 \dots
 $M_{\text{dec}}(\langle \text{dec_num} \rangle '9') = 10 * M_{\text{dec}}(\langle \text{dec_num} \rangle) + 9$

Expressions

- Map expressions onto $Z \cup \{\text{error}\}$
- We assume expressions are decimal numbers, variables, or binary expressions having one arithmetic operator and two operands, each of which can be an expression
- Assignment Statements
 - Maps state sets to state sets
- Logical Pretest Loops
 - Maps state sets to state sets

- The meaning of the loop is the value of the program variables after the statements in the loop have been executed the prescribed number of times, assuming there have been no errors
- In essence, the loop has been converted from iteration to recursion, where the recursive control is mathematically defined by other recursive state mapping functions
- Recursion, when compared to iteration, is easier to describe with mathematical rigor
- Evaluation of denotational semantics
 - Can be used to prove the correctness of programs
 - Provides a rigorous way to think about programs
 - Can be an aid to language design
 - Has been used in compiler generation systems
 - Because of its complexity, they are of little use to language users

Summary

- BNF and context-free grammars are equivalent meta-languages
 - Well-suited for describing the syntax of programming languages
- An attribute grammar is a descriptive formalism that can describe both the syntax and the semantics of a language
- Three primary methods of semantics description
 - Operation, axiomatic, denotational

UNIT-2

Data Types and Variables

Introduction

- A *data type* defines a collection of data objects and a set of predefined operations on those objects
- A *descriptor* is the collection of the attributes of a variable
- An *object* represents an instance of a user-defined (abstract data) type
- One design issue for all data types: What operations are defined and how are they specified?

2.1 Primitive Data Types - CO2

- Almost all programming languages provide a set of *primitive data types*
- Primitive data types: Those not defined in terms of other data types
- Some primitive data types are merely reflections of the hardware
- Others require only a little non-hardware support for their implementation

Integer

- Almost always an exact reflection of the hardware so the mapping is trivial
- There may be as many as eight different integer types in a language
- Java's signed integer sizes: byte, short, int, long

Floating Point

- Model real numbers, but only as approximations
- Languages for scientific use support at least two floating-point types (**e.g.**, float and double; sometimes more)
- Usually exactly like the hardware, but not always
- IEEE Floating-Point Standard 754

Complex

- Some languages support a complex type, **e.g.**, Fortran and Python
- Each value consists of two floats, the real part and the imaginary part
- Literal form (in Python):
(7 + 3j), where 7 is the real part and 3 is the imaginary part

Decimal

- For business applications (money)
 - Essential to COBOL
 - C# offers a decimal data type
- Store a fixed number of decimal digits, in coded form (BCD)
- *Advantage*: accuracy
- *Disadvantages*: limited range, wastes memory

Boolean

- Simplest of all
- Range of values: two elements, one for "true" and one for "false"
- Could be implemented as bits, but often as bytes
 - Advantage: readability

Character

- Stored as numeric coding
- Most commonly used coding: ASCII
- An alternative, 16-bit coding: Unicode

- Includes characters from most natural languages
- Originally used in Java
- C# and JavaScript also support Unicode

Character String Types

- Values are sequences of characters
- Design issues:
 - Is it a primitive type or just a special kind of array?
 - Should the length of strings be static or dynamic?

Operations

- Typical operations:
 - Assignment and copying
 - Comparison (=, >, etc.)
 - Catenation
 - Substring reference
 - Pattern matching

Character String Type in Certain Languages

- C and C++
 - Not primitive
 - Use **char** arrays and a library of functions that provide operations
- SNOBOL4 (a string manipulation language)
 - Primitive
 - Many operations, including elaborate pattern matching
- Fortran and Python
 - Primitive type with assignment and several operations
- Java
 - Primitive via the String class
- Perl, JavaScript, Ruby, and PHP
 - Provide built-in pattern matching, using regular expressions

Character String Length Options

- Static: COBOL, Java's String class
- *Limited Dynamic Length*: C and C++
 - In these languages, a special character is used to indicate the end of a string's characters, rather than maintaining the length
- *Dynamic* (no maximum): SNOBOL4, Perl, JavaScript
- Ada supports all three string length options

Evaluation

- Aid to writability
- As a primitive type with static length, they are inexpensive to provide—why not have them?
- Dynamic length is nice, but is it worth the expense?

Implementation

- Static length: compile-time descriptor
- Limited dynamic length: may need a run-time descriptor for length (but not in C and C++)
- Dynamic length: need run-time descriptor; allocation/de-allocation is the biggest implementation problem

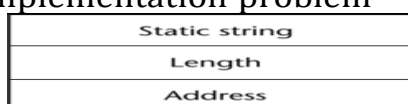


Figure 3.1 Compile-Time Descriptor



Figure 3.2 Run-Time Descriptors

2.2 User-Defined Ordinal Types - C02

- An ordinal type is one in which the range of possible values can be easily associated with the set of positive integers
- Examples of primitive ordinal types in Java
 - integer
 - char
 - boolean

Enumeration Types

- All possible values, which are named constants, are provided in the definition
- C# example

```
enum days {mon, tue, wed, thu, fri, sat, sun};
```
- Design issues
 - Is an enumeration constant allowed to appear in more than one type definition, and if so, how is the type of an occurrence of that constant checked?
 - Are enumeration values coerced to integer?
 - Any other type coerced to an enumeration type?

Evaluation of Enumerated Type

- Aid to readability, **e.g.**, no need to code a color as a number
- Aid to reliability, **e.g.**, compiler can check:
 - Operations (don't allow colors to be added)
 - No enumeration variable can be assigned a value outside its defined range
 - Ada, C#, and Java 5.0 provide better support for enumeration than C++ because enumeration type variables in these languages are not coerced into integer types

Subrange Types

- An ordered contiguous subsequence of an ordinal type
 - Example: 12..18 is a subrange of integer type
- Ada's design

```
type Days is (mon, tue, wed, thu, fri, sat, sun);
subtype Weekdays is Days range mon..fri;
subtype Index is Integer range 1..100;
```

```
Day1: Days;
Day2: Weekday;
Day2 := Day1;
```

Subrange Evaluation

- Aid to readability
 - Make it clear to the readers that variables of subrange can store only certain range of values
- Reliability
 - Assigning a value to a subrange variable that is outside the specified range is detected as an error

Implementation

- Enumeration types are implemented as integers
- Subrange types are implemented like the parent types with code inserted (by the compiler) to restrict assignments to subrange variables

Array Types

- An array is an aggregate of homogeneous data elements in which an individual element is identified by its position in the aggregate, relative to the first element.

Array Design Issues

- What types are legal for subscripts?
- Are subscripting expressions in element references range checked?
- When are subscript ranges bound?
- When does allocation take place?
- What is the maximum number of subscripts?
- Can array objects be initialized?
- Are any kind of slices supported?

Array Indexing

- *Indexing* (or subscripting) is a mapping from indices to elements
array_name (index_value_list) → an element
- Index Syntax
 - FORTRAN, PL/I, Ada use parentheses
- Ada explicitly uses parentheses to show uniformity between array references and function calls because both are *mappings*
 - Most other languages use brackets

Arrays Index (Subscript) Types

- FORTRAN, C: integer only
- Ada: integer or enumeration (includes Boolean and char)
- Java: integer types only
- Index range checking
 - C, C++, Perl, and Fortran do not specify range checking
 - Java, ML, C# specify range checking
 - In Ada, the default is to require range checking, but it can be turned off

Subscript Binding and Array Categories

- *Static*: subscript ranges are statically bound and storage allocation is static (before run-time)
 - Advantage: efficiency (no dynamic allocation)
- *Fixed stack-dynamic*: subscript ranges are statically bound, but the allocation is done at declaration time
 - Advantage: space efficiency
- *Stack-dynamic*: subscript ranges are dynamically bound and the storage allocation is dynamic (done at run-time)
 - Advantage: flexibility (the size of an array need not be known until the array is to be used)
- *Fixed heap-dynamic*: similar to fixed stack-dynamic: storage binding is dynamic but fixed after allocation (i.e., binding is done when requested and storage is allocated from heap, not stack)
- *Heap-dynamic*: binding of subscript ranges and storage allocation is dynamic and can change any number of times
 - Advantage: flexibility (arrays can grow or shrink during program execution)
- C and C++ arrays that include static modifier are static
- C and C++ arrays without static modifier are fixed stack-dynamic
- C and C++ provide fixed heap-dynamic arrays
- C# includes a second array class `ArrayList` that provides fixed heap-dynamic
- Perl, JavaScript, Python, and Ruby support heap-dynamic arrays

Array Initialization

- Some language allow initialization at the time of storage allocation
 - C, C++, Java, C# example
`int list [] = {4, 5, 7, 83}`
 - Character strings in C and C++
`char name [] = "freddie";`
 - Arrays of strings in C and C++
`char *names [] = {"Bob", "Jake", "Joe"};`
 - Java initialization of String objects
`String[] names = {"Bob", "Jake", "Joe"};`

Heterogeneous Arrays

- A *heterogeneous array* is one in which the elements need not be of the same type
- Supported by Perl, Python, JavaScript, and Ruby

Arrays Operations

- APL provides the most powerful array processing operations for vectors and matrixes as well as unary operators (for example, to reverse column elements)
- Ada allows array assignment but also catenation
- Python's array assignments, but they are only reference changes. Python also supports array catenation and element membership operations
- Ruby also provides array catenation
- Fortran provides *elemental* operations because they are between pairs of array elements
 - For example, + operator between two arrays results in an array of the sums of the element pairs of the two arrays

Rectangular and Jagged Arrays

- A rectangular array is a multi-dimensioned array in which all of the rows have the same number of elements and all columns have the same number of elements
- A jagged matrix has rows with varying number of elements
 - Possible when multi-dimensioned arrays actually appear as arrays of arrays
- C, C++, and Java support jagged arrays
- Fortran, Ada, and C# support rectangular arrays (C# also supports jagged arrays)

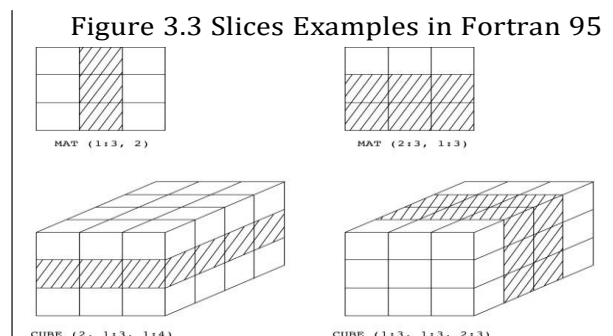
Slices

- A slice is some substructure of an array; nothing more than a referencing mechanism
- Slices are only useful in languages that have array operations

Slice Examples

- Fortran 95
 - Integer, Dimension (10) :: Vector
 - Integer, Dimension (3, 3) :: Mat
 - Integer, Dimension (3, 3) :: Cube

Vector (3:6) is a four element array



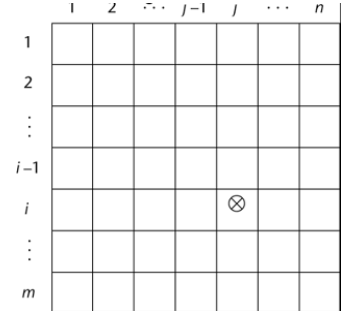
Implementation of Arrays

- Access function maps subscript expressions to an address in the array
- Access function for single-dimensioned arrays:
 $address(list[k]) = address(list[lower_bound]) + ((k - lower_bound) * element_size)$

Accessing Multi-dimensional Arrays

- Two common ways:
 - Row major order (by rows) – used in most languages
 - Column major order (by columns) – used in Fortran

Figure 3.4 Locating an Element in a Multi-dimensional Array



Compile-Time Descriptors

Array
Element type
Index type
Index lower bound
Index upper bound
Address

Figure 3.5 Single-Dimensioned Array

Multidimensioned array
Element type
Index type
Number of dimensions
Index range 1
⋮
Index range <i>n</i>
Address

Figure 3.6 Multi-Dimensioned Array

Associative Arrays

- An *associative array* is an unordered collection of data elements that are indexed by an equal number of values called *keys*
 - User-defined keys must be stored
- Design issues:
 - What is the form of references to elements?
 - Is the size static or dynamic?

Associative Arrays in Perl

- Names begin with %; literals are delimited by parentheses
`%hi_temps = ("Mon" => 77, "Tue" => 79, -Wed|| => 65, ...);`
- Subscripting is done using braces and keys
`$hi_temps{"Wed"} = 83;`
- Elements can be removed with delete
`delete $hi_temps{"Tue"};`

2.3 Record Types - CO2

- A *record* is a possibly heterogeneous aggregate of data elements in which the individual elements are identified by names
- Design issues:
 - What is the syntactic form of references to the field?
 - Are elliptical references allowed?

Definition of Records in COBOL

- COBOL uses level numbers to show nested records; others use recursive definition

```

01 EMP-REC.
  02 EMP-NAME.
    05 FIRST PIC X(20).
    05 MID PIC X(10).
    05 LAST PIC X(20).
  02 HOURLY-RATE PIC 99V99.
    
```

Definition of Records in Ada

- Record structures are indicated in an orthogonal way

```
type Emp_Rec_Type is record
  First: String (1..20);
  Mid: String (1..10);
  Last: String (1..20);
  Hourly_Rate: Float;
end record;
Emp_Rec: Emp_Rec_Type;
```

References to Records

- Record field references
 - COBOL
field_name OF record_name_1 OF... OF record_name_n
 - Others (dot notation)
record_name_1.record_name_2 record_name_n.field_name
- Fully qualified references must include all record names
- Elliptical references allow leaving out record names as long as the reference is unambiguous, for example in COBOL
FIRST, FIRST OF EMP-NAME, and FIRST of EMP-REC are elliptical references to the employee's first name

Operations on Records

- Assignment is very common if the types are identical
- Ada allows record comparison
- Ada records can be initialized with aggregate literals
- COBOL provides MOVE CORRESPONDING
 - Copies a field of the source record to the corresponding field in the target record

Evaluation and Comparison to Arrays

- Records are used when collection of data values is heterogeneous
- Access to array elements is much slower than access to record fields, because subscripts are dynamic (field names are static)
- Dynamic subscripts could be used with record field access, but it would disallow type checking and it would be much slower

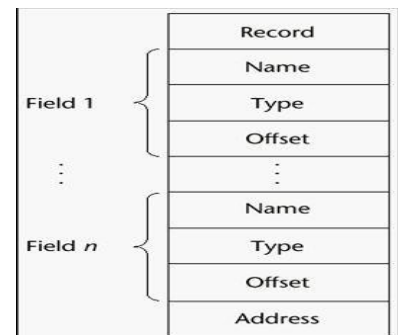


Figure 3.7 Implementation of Record Type

Unions Types

- A *union* is a type whose variables are allowed to store different type values at different times during execution
- Design issues
 - Should type checking be required?
 - Should unions be embedded in records?

Discriminated vs. Free Unions

- Fortran, C, and C++ provide union constructs in which there is no language support for type checking; the union in these languages is called *free union*
- Type checking of unions require that each union include a type indicator called a *discriminant*
 - Supported by Ada

Ada Union Types

```

type Shape is (Circle, Triangle, Rectangle);
type Colors is (Red, Green, Blue);
type Figure (Form: Shape) is record
  Filled: Boolean;
  Color: Colors;
  case Form is
    when Circle => Diameter: Float;
    when Triangle => Leftside, Rightside: Integer;
    Angle: Float;
    when Rectangle => Side1, Side2: Integer;
  end case;
end record;

```

Ada Union Type Illustrated

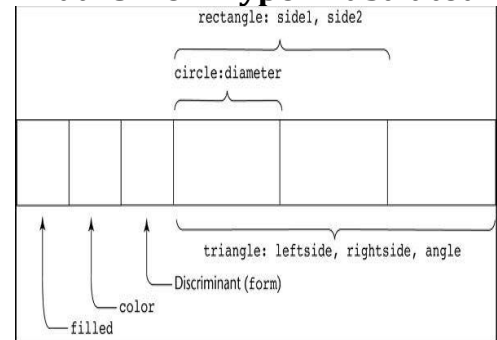


Figure 3.8 A Discriminated Union of Three Shape Variables

Evaluation of Unions

- Free unions are unsafe
 - Do not allow type checking
- Java and C# do not support unions
 - Reflective of growing concerns for safety in programming language
- Ada's discriminated unions are safe

Pointer and Reference Types

- A *pointer* type variable has a range of values that consists of memory addresses and a special value, *nil*
- Provide the power of indirect addressing
- Provide a way to manage dynamic memory
- A pointer can be used to access a location in the area where storage is dynamically created (usually called a *heap*)

Design Issues of Pointers

- What are the scope of and lifetime of a pointer variable?
- What is the lifetime of a heap-dynamic variable?
- Are pointers restricted as to the type of value to which they can point?
- Are pointers used for dynamic storage management, indirect addressing, or both?
- Should the language support pointer types, reference types, or both?

Pointer Operations

- Two fundamental operations: assignment and dereferencing
- Assignment is used to set a pointer variable's value to some useful address
- Dereferencing yields the value stored at the location represented by the pointer's value
 - Dereferencing can be explicit or implicit
 - C++ uses an explicit operation via `*`

`j = *ptr`

sets `j` to the value located at `ptr`

Pointer Assignment Illustration

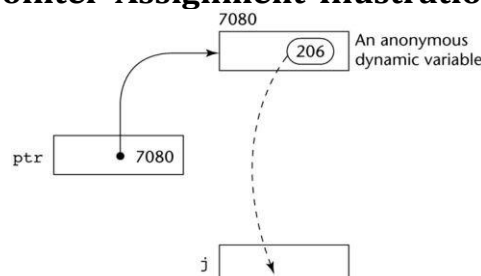


Figure 3.9 The assignment operation `j = *ptr`

Problems with Pointers

- Dangling pointers (dangerous)
 - A pointer points to a heap-dynamic variable that has been deallocated
- Lost heap-dynamic variable
 - An allocated heap-dynamic variable that is no longer accessible to the user program (often called *garbage*)
- Pointer p1 is set to point to a newly created heap-dynamic variable
- Pointer p1 is later set to point to another newly created heap-dynamic variable
- The process of losing heap-dynamic variables is called *memory leakage*

Pointers in Ada

- Some dangling pointers are disallowed because dynamic objects can be automatically deallocated at the end of pointer's type scope
- The lost heap-dynamic variable problem is not eliminated by Ada (possible with UNCHECKED_DEALLOCATION)

Pointers in C and C++

- Extremely flexible but must be used with care
- Pointers can point at any variable regardless of when or where it was allocated
- Used for dynamic storage management and addressing
- Pointer arithmetic is possible
- Explicit dereferencing and address-of operators
- Domain type need not be fixed (**void ***)
 - void * can point to any type and can be type checked (cannot be de-referenced)

Pointer Arithmetic in C and C++

```
float stuff[100];  
float *p;  
p = stuff;
```

*(p+5) is equivalent to stuff[5] and p[5]

*(p+i) is equivalent to stuff[i] and p[i]

Reference Types

- C++ includes a special kind of pointer type called a *reference type* that is used primarily for formal parameters
 - Advantages of both pass-by-reference and pass-by-value
- Java extends C++'s reference variables and allows them to replace pointers entirely
 - References are references to objects, rather than being addresses
- C# includes both the references of Java and the pointers of C++

Evaluation of Pointers

- Dangling pointers and dangling objects are problems as is heap management
- Pointers are like goto's--they widen the range of cells that can be accessed by a variable
- Pointers or references are necessary for dynamic data structures--so we can't design a language without them

Representations of Pointers

- Large computers use single values
- Intel microprocessors use segment and offset

Dangling Pointer Problem

- *Tombstone*: extra heap cell that is a pointer to the heap-dynamic variable
 - The actual pointer variable points only at tombstones
 - When heap-dynamic variable de-allocated, tombstone remains but set to nil
 - Costly in time and space

- *Locks-and-keys*: Pointer values are represented as (key, address) pairs
 - Heap-dynamic variables are represented as variable plus cell for integer lock value
 - When heap-dynamic variable allocated, lock value is created and placed in lock cell and key cell of pointer

Heap Management

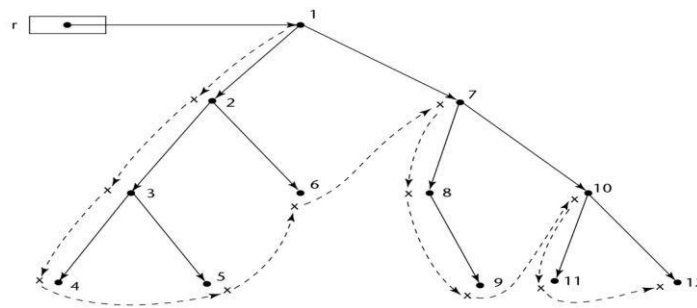
- A very complex run-time process
- Single-size cells vs. variable-size cells
- Two approaches to reclaim garbage
 - Reference counters (*eager approach*): reclamation is gradual
 - Mark-sweep (*lazy approach*): reclamation occurs when the list of variable space becomes empty

Reference Counter

- Reference counters: maintain a counter in every cell that store the number of pointers currently pointing at the cell
 - *Disadvantages*: space required, execution time required, complications for cells connected circularly
 - *Advantage*: it is intrinsically incremental, so significant delays in the application execution are avoided

Mark-Sweep

- The run-time system allocates storage cells as requested and disconnects pointers from cells as necessary; mark-sweep then begins
 - Every heap cell has an extra bit used by collection algorithm
 - All cells initially set to garbage
 - All pointers traced into heap, and reachable cells marked as not garbage
 - All garbage cells returned to list of available cells
 - *Disadvantages*: in its original form, it was done too infrequently. When done, it caused significant delays in application execution. Contemporary mark-sweep algorithms avoid this by doing it more often—called incremental mark-sweep



Dashed lines show the order of node marking
Figure 3.10 Marking Algorithm

Variable-Size Cells

- All the difficulties of single-size cells plus more
- Required by most programming languages
- If mark-sweep is used, additional problems occur
 - The initial setting of the indicators of all cells in the heap is difficult
 - The marking process is nontrivial
 - Maintaining the list of available space is another source of overhead

2.4 Names - CO2

- Design issues for names:
 - Maximum length?
 - Are connector characters allowed?
 - Are names case sensitive?
 - Are special words reserved words or keywords?
- Length
 - If too short, they cannot be connotative
 - Language examples:
 - □FORTRAN I: maximum 6
 - COBOL: maximum 30
 - FORTRAN 90 and ANSI C: maximum 31
 - Ada and Java: no limit, and all are significant
 - C++: no limit, but implementors often impose one
- Connectors
 - Pascal, Modula-2, and FORTRAN 77 don't allow
 - Others do
- Case sensitivity
 - Disadvantage: readability (names that look alike are different)
 - worse in C++ and Java because predefined names are mixed case (**e.g.**, `IndexOutOfBoundsException`)
 - C, C++, and Java names are case sensitive
 - The names in other languages are not
- Special words
 - An aid to readability; used to delimit or separate statement clauses
 - Def: A keyword is a word that is special only in certain contexts
 - i.e. in Fortran:
 - `Real VarName` (*Real is data type followed with a name, therefore Real is a keyword*)
 - `Real = 3.4` (*Real is a variable*)
 - Disadvantage: poor readability
 - Def: A reserved word is a special word that cannot be used as a user-defined name

Variables - CO2

- A variable is an abstraction of a memory cell
- Variables can be characterized as a sextuple of attributes:
(name, address, value, type, lifetime, and scope)
- Name - not all variables have them (anonymous)
- Address - the memory address with which it is associated (also called *l-value*)
 - A variable may have different addresses at different times during execution
 - A variable may have different addresses at different places in a program
 - If two variable names can be used to access the same memory location, they are called aliases
 - Aliases are harmful to readability (program readers must remember all of them)
- How aliases can be created:
 - Pointers, reference variables, C and C++ unions
 - Some of the original justifications for aliases are no longer valid; **e.g.**, memory reuse in FORTRAN
 - Replace them with dynamic allocation

- Type - determines the range of values of variables and the set of operations that are defined for values of that type; in the case of floating point, type also determines the Precision
- Value - the contents of the location with which the variable is associated
- Abstract memory cell - the physical cell or collection of cells associated with a variable

The Concept of Binding

- The *l*-value of a variable is its address
- The *r*-value of a variable is its value
- Def: A binding is an association, such as between an attribute and an entity, or between an operation and a symbol
- Def: Binding time is the time at which a binding takes place.
- Possible binding times:
 - Language design time--**e.g.**, bind operator symbols to operations
 - Language implementation time--**e.g.**, bind floating point type to a representation
 - Compile time--**e.g.**, bind a variable to a type in C or Java
 - Load time--**e.g.**, bind a FORTRAN 77 variable to a memory cell (or a C **static** variable)
 - Runtime--**e.g.**, bind a nonstatic local variable to a memory cell
- Def: A binding is static if it first occurs before run time and remains unchanged throughout program execution.
- Def: A binding is dynamic if it first occurs during execution or can change during execution of the program.
- Type Bindings
 - How is a type specified?
 - When does the binding take place?
 - If static, the type may be specified by either an explicit or an implicit declaration
- Def: An explicit declaration is a program statement used for declaring the types of variables
- Def: An implicit declaration is a default mechanism for specifying types of variables (the first appearance of the variable in the program)
- FORTRAN, PL/I, BASIC, and Perl provide implicit declarations
 - Advantage: writability
 - Disadvantage: reliability (less trouble with Perl)
- Dynamic Type Binding (JavaScript and PHP)
- Specified through an assignment statement **e.g.**, JavaScript


```
list = [2, 4.33, 6, 8];
list = 17.3;
```

 - Advantage: flexibility (generic program units)
 - Disadvantages:
 - High cost (dynamic type checking and interpretation)
 - Type error detection by the compiler is difficult
- Type Inferencing (ML, Miranda, and Haskell)
 - Rather than by assignment statement, types are determined from the context of the reference
- Storage Bindings & Lifetime
 - Allocation - getting a cell from some pool of available cells
 - Deallocation - putting a cell back into the pool

- Def: The lifetime of a variable is the time during which it is bound to a particular memory cell
- Categories of variables by lifetimes
 - Static--bound to memory cells before execution begins and remains bound to the same memory cell throughout execution.
e.g., all FORTRAN 77 variables, C static variables
 - Advantages: efficiency (direct addressing), history-sensitive subprogram support
 - Disadvantage: lack of flexibility (no recursion)
- Categories of variables by lifetimes
 - Stack-dynamic--Storage bindings are created for variables when their declaration statements are elaborated.
 - If scalar, all attributes except address are statically bound
e.g., local variables in C subprograms and Java methods
 - Advantage: allows recursion; conserves storage
 - Disadvantages:
 - Overhead of allocation and deallocation
 - Subprograms cannot be history sensitive
 - Inefficient references (indirect addressing)
- Categories of variables by lifetimes
 - Explicit heap-dynamic--Allocated and deallocated by explicit directives, specified by the programmer, which take effect during execution
 - Referenced only through pointers or references
e.g., dynamic objects in C++ (via new and delete) all objects in Java
 - □ Advantage: provides for dynamic storage management
 - Disadvantage: inefficient and unreliable
- Categories of variables by lifetimes
 - Implicit heap dynamic--Allocation and deallocation caused by assignment statements
e.g., all variables in APL; all strings and arrays in Perl and JavaScript
 - Advantage: flexibility
 - Disadvantages:
 - Inefficient, because all attributes are dynamic
 - Loss of error detection

2.5 Type Checking - CO3

- Generalize the concept of operands and operators to include subprograms and assignments
- Type checking is the activity of ensuring that the operands of an operator are of compatible types
- A compatible type is one that is either legal for the operator, or is allowed under language rules to be implicitly converted, by compiler-generated code, to a legal type. This automatic conversion is called as coercion.
- A type error is the application of an operator to an operand of an inappropriate type
- If all type bindings are static, nearly all type checking can be static
- If type bindings are dynamic, type checking must be dynamic
- Def: A programming language is strongly typed if type errors are always detected

Type Compatibility

- Our concern is primarily for structured types
- Def: Name type compatibility means the two variables have compatible types if they are in either the same declaration or in declarations that use the same type name
- Easy to implement but highly restrictive:
 - Subranges of integer types are not compatible with integer types
 - Formal parameters must be the same type as their corresponding actual parameters (Pascal)
- Structure type compatibility means that two variables have compatible types if their types have identical structures
- More flexible, but harder to implement
- Consider the problem of two structured types:
 - Are two record types compatible if they are structurally the same but use different field names?
 - Are two array types compatible if they are the same except that the subscripts are different?
(e.g., [1..10] and [0..9])
 - Are two enumeration types compatible if their components are spelled differently?
 - With structural type compatibility, you cannot differentiate between types of the same structure (e.g., different units of speed, both float)
- Language examples:
 - Pascal: usually structure, but in some cases name is used (formal parameters)
 - C: structure, except for records
 - Ada: restricted form of name
 - o Derived types allow types with the same structure to be different
 - o Anonymous types are all unique, even in:
A, B : array (1..10) of INTEGER;

2.6 Strong Typing - CO2

- Advantage of strong typing: allows the detection of the misuses of variables that result in type errors
- Language examples:
 - FORTRAN 77 is not: parameters, *EQUIVALENCE*
 - Pascal is not: variant records
 - C and C++ are not: parameter type checking can be avoided; unions are not type checked
 - Ada is, almost (*UNCHECKED CONVERSION* is loophole)
(Java is similar)
- Coercion rules strongly affect strong typing--they can weaken it considerably (C++ versus Ada)
- Although Java has just half the assignment coercions of C++, its strong typing is still far less effective than that of Ada

Named Constants

- Def: A named constant is a variable that is bound to a value only when it is bound to storage
- Advantages: readability and modifiability
- Used to parameterize programs
- The binding of values to named constants can be either static (called manifest constants) or dynamic
- Languages:
 - Pascal: literals only
 - FORTRAN 90: constant-valued expressions
 - Ada, C++, and Java: expressions of any kind

Variable Initialization

- Def: The binding of a variable to a value at the time it is bound to storage is called initialization
- Initialization is often done on the declaration statement **e.g.**, Java **int sum = 0**

Summary

- The data types of a language are a large part of what determines that language's style and usefulness
- The primitive data types of most imperative languages include numeric, character, and Boolean types
- The user-defined enumeration and subrange types are convenient and add to the readability and reliability of programs
- Arrays and records are included in most languages
- Pointers are used for addressing flexibility and to control dynamic storage management
- Case sensitivity and the relationship of names to special words represent design issues of names
- Variables are characterized by the sextuples: name, address, value, type, lifetime, scope
- Binding is the association of attributes with program entities
- Scalar variables are categorized as: static, stack dynamic, explicit heap dynamic, implicit heap dynamic
- Strong typing means detecting all type errors

Expressions and Statements & Control Structures

Introduction

- Expressions are the fundamental means of specifying computations in a programming language.
- To understand expression evaluation, need to be familiar with the orders of operator and operand evaluation.
- Essence of imperative languages is dominant role of assignment statements Arithmetic Expressions.
- Arithmetic evaluation was one of the motivations for the development of the first programming languages.

2.7 Arithmetic Expressions - CO2, CO3

Arithmetic Expressions consist of operators, operands, parentheses and function calls.

Design Issues

Design issues for arithmetic expressions

- Operator precedence rules?
- Operator associativity rules?
- Order of operand evaluation?
- Operand evaluation side effects?
- Operator overloading?
- Type mixing in expressions?

Operators

- A **unary** operator has one operand.
- A **binary** operator has two operands.
- A **ternary** operator has three operands.

Operator Precedence Rules

The *operator precedence rules* for expression evaluation define the order in which adjacent operators of different precedence levels are evaluated.

Typical precedence levels:

- parentheses
- unary operators
- ** (if the language supports it)
- *, /
- +, -

Operator Associativity Rule

The *operator associativity rules* for expression evaluation define the order in which adjacent operators with the same precedence level are evaluated.

Typical associativity rules:

- Left to right, except ** (Ruby and Fortran), which is right to left
- Sometimes unary operators associate right to left (**e.g.**, in FORTRAN)
 - APL is different; all operators have equal precedence and all operators associate right to left.
 - Precedence and associativity rules can be overridden with parentheses.

Conditional Expressions

Conditional Expressions (ternary operator ?:) available in C-based languages.

An example: (C, C++)

```
average = (count == 0)? 0 : sum/count
```

Evaluates as if written like

```
if (count == 0)
```

```
    average = 0
```

```
else
```

```
    average = sum /count
```

Operand Evaluation Order

Operand evaluation order as follows.

- Variables: fetch the value from memory.
- Constants: sometimes a fetch from memory; sometimes the constant is in the machine language instruction.
- Parenthesized expressions: evaluate all operands and operators first.
- The most interesting case is when an operand is a function call.

Potentials for Side Effects *Functional side effects:* when a function changes a two-way parameter or a non-local variable

Problem with functional side effects: When a function referenced in an expression alters another operand of the expression;

e.g., for a parameter change:

```
a = 10;
```

```
/* assume that fun changes its parameter */
```

```
b = a + fun(a);
```

Two possible solutions to the functional side effects problem: Write the language definition to disallow functional side effects.

- No two-way parameters in functions
- No non-local references in functions

Advantage: it works!

Disadvantages: inflexibility of one-way parameters and lack of non-local references

- Write the language definition to demand that operand evaluation order be fixed.

Disadvantage: limits some compiler optimizations

- Java requires that operands appear to be evaluated in left-to-right order.

Overloaded Operators

Use of an operator for more than one purpose is called *operator overloading*.

- Some are common (**e.g.**, + for int and float)
- Some are potential trouble (**e.g.**, * in C and C++)

Problems:

- Loss of compiler error detection (omission of an operand should be a detectable error)
- Some loss of readability
- Can be avoided by introduction of new symbols (**e.g.**, Pascal's **div** for integer division)
- C++, Ada, Fortran 95, and C# allow user-defined overloaded operators

Potential problems:

- Users can define nonsense operations.
- Readability may suffer, even when the operators make sense.

Type Conversions

A *narrowing conversion* is one that converts an object to a type that cannot include all of the values of the original type.

e.g., float to int

A *widening conversion* is one in which an object is converted to a type that can include at least approximations to all of the values of the original type.

e.g., int to float

Mixed Mode

A *mixed-mode expression* is one that has operands of different types

A *coercion* is an implicit type conversion

Disadvantage of coercions:

- They decrease in the type error detection ability of the compiler
- In most languages, all numeric types are coerced in expressions, using widening conversions.
- In Ada, there are virtually no coercions in expressions

Explicit Type Conversions called as *casting* in C-based languages.

Examples:-

C: (int)angle, Ada: Float (Sum)

- Note that Ada's syntax is similar to that of function calls

Errors in Expressions causes

- Inherent limitations of arithmetic **e.g.**, division by zero
- Limitations of computer arithmetic **e.g.**, overflow
- Often ignored by the run-time system

Relational and Boolean Expressions

Relational Expressions:

- Use relational operators and operands of various types
- Evaluate to some Boolean representation
- Operator symbols used vary somewhat among languages (!=, /=, .NE., <>, #)
- JavaScript and PHP have two additional relational operator, === and !==
- Similar to their cousins, == and !=, except that they do not coerce their operands

Boolean Expressions:

Operands are Boolean and the result is Boolean

Example operators

<i>FORTRAN 77</i>	<i>FORTRAN 90</i>	<i>C</i>	<i>Ada</i>
<i>.AND.</i>	<i>and</i>	<i>&&</i>	<i>and</i>
<i>.OR.</i>	<i>or</i>	<i>//</i>	<i>or</i>
<i>.NOT.</i>	<i>not</i>	<i>!</i>	<i>not</i>
<i>xor</i>	<i>---</i>	<i>---</i>	<i>---</i>

- *No Boolean Type in C*
- C89 has no Boolean type--it uses int type with 0 for false and nonzero for true
- One odd characteristic of C's expressions: **a<b<c** is a legal expression, but the result is not what you might expect:
- Left operator is evaluated, producing 0 or 1
- The evaluation result is then compared with the third operand (i.e., c)

2.8 Short Circuit Evaluation - CO3

An expression in which the result is determined without evaluating all of the operands and/or operators

Example: $(13*a) * (b/13-1)$

If 'a' is zero, there is no need to evaluate $(b/13-1)$

Problem with non-short-circuit evaluation

```
index = 1;
while (index <= length) && (LIST[index] != value)
index++;
```

- When index=length, LIST [index] will cause an indexing problem (assuming LIST has length -1 elements)
- C, C++ and Java: use short-circuit evaluation for the usual Boolean operators (&& and ||), but also provide bitwise Boolean operators that are not short circuit (& and |)
- Ada: programmer can specify either (short-circuit is specified with and then and or else)
- Short-circuit evaluation exposes the potential problem of side effects in expressions e.g., $(a > b) // (b++ / 3)$

2.9 Assignment Statements C03

The general syntax: <target_var> <assign_operator> <expression>

The assignment operator

- '=' in FORTRAN, BASIC, the C-based languages
- ':=' in ALGOL, Pascal, Ada

-Equal '=' can be bad when it is overloaded for the relational operator for equality (that's why the C-based languages use == as the relational operator)

Conditional Targets (Perl)

```
($flag ? $total : $subtotal) = 0
```

Which is equivalent to

```
if ($flag){$total = 0}
else {$subtotal = 0}
```

Compound Assignment Operators

- A shorthand method of specifying a commonly needed form of assignment.
- Introduced in ALGOL; adopted by C
Ex: ' $a = a + b$ ' is written as ' $a += b$ '

Unary Assignment Operators

Unary assignment operators in C-based languages combine increment and decrement operations with assignment. For example

sum += ++count (count incremented, added to sum)

sum += count++ (count incremented, added to sum)

count++ (count incremented)

-count++ (count incremented then negated)

Assignment as an Expression

In C, C++, and Java, the assignment statement produces a result and can be used as operands.

```
while ((ch = getchar()) != EOF){...}
```

$ch = getchar()$ is carried out; the result (assigned to ch) is used as a conditional value for the while statement

List Assignments

Perl and Ruby support list assignments

e.g., $(\$first, \$second, \$third) = (20, 30, 40);$

Mixed-Mode Assignment

Assignment statements can also be mixed-mode, for example

int a, b;

float c;

c = a / b;

- In Fortran, C, and C++, any numeric type value can be assigned to any numeric type variable.
- In Java, only widening assignment coercions are done.
- In Ada, there is no assignment coercion.

2.10 Control Structures - C03

A *control structure* is a control statement and the statements whose execution it controls.

Levels of Control Flow

- Within expressions
- Among program units
- Among program statements

Control Statements: Evolution

- FORTRAN I control statements were based directly on IBM 704 hardware
- Much research and argument in the 1960s about the issue
One important result: It was proven that all algorithms represented by flowcharts can be coded with only two-way selection and pretest logical loops

2.11 Selection Statements - C03

A *selection statement* provides the means of choosing between two or more paths of execution. Two general categories:

- Two-way selectors
- Multiple-way selectors

Two-Way Selection Statements

General form as follows...

if control_expression
then clause
else clause

Design Issues:

- What is the form and type of the control expression?
- How are the **then** and **else** clauses specified?
- How should the meaning of nested selectors be specified?

The Control Expression

- If the 'then' reserved word or some other syntactic marker is not used to introduce the 'then' clause, the control expression is placed in parentheses.
- In C89, C99, Python, and C++, the control expression can be arithmetic.
- In languages such as Ada, Java, Ruby, and C#, the control expression must be Boolean.

Clause Form

- In many contemporary languages, the then and else clauses can be single statements or compound statements
- In Perl, all clauses must be delimited by braces (they must be compound)
- In Fortran 95, Ada, and Ruby, clauses are statement sequences
- Python uses indentation to define clauses

```
if x > y :
  x = y
  print "case 1"
```

Nesting Selectors:Java example

```
if (sum == 0)
  if (count == 0)
    result = 0;
  else result = 1;
```

- Which if gets the else?
- Java's static semantics rule: else matches with the nearest if Nesting Selectors
- To force an alternative semantics, compound statements may be used:

```
if (sum == 0) {
  if (count == 0)
    result = 0;}
else result = 1;
```

- The above solution is used in C, C++, and C#
- Perl requires that all then and else clauses to be compound
- Statement sequences as clauses: **Ruby**

```
if sum == 0 then
  if count == 0 then
    result = 0
  else
    result = 1
end
end
```

-Python

```
if sum == 0 :
  if count == 0 :
    result = 0
  else :
    result = 1
```

Multiple-Way Selection Statements

Allow the selection of one of any number of statements or statement groups

Design Issues:

- What is the form and type of the control expression?
- How are the selectable segments specified?
- Is execution flow through the structure restricted to include just a single selectable segment?
- How are case values specified?
- What is done about unrepresented expression values?

Multiple-Way Selection: Examples

- *C, C++, and Java*

```
switch (expression) {
  case const_expr_1: stmt_1;
  ...
  case const_expr_n: stmt_n;
  [default: stmt_n+1]}
```

- Design choices for C's **switch** statement
- Control expression can be only an integer type
- Selectable segments can be statement sequences, blocks, or compound statements
- Any number of segments can be executed in one execution of the construct (there is no implicit branch at the end of selectable segments)

- **default** clause is for unrepresented values (if there is no **default**, the whole statement does nothing)
- C#
 - Differs from C in that it has a static semantics rule that disallows the implicit execution of more than one segment
 - Each selectable segment must end with an unconditional branch (goto or break)
- Ada


```

case expression is
  when choice list => stmt_sequence;
  ...
  when choice list => stmt_sequence;
  when others => stmt_sequence;]
end case;

```

More reliable than C's switch (once a `stmt_sequence` execution is completed, control is passed to the first statement after the case statement)

- Ada design choices:
 1. Expression can be any ordinal type
 2. Segments can be single or compound
 3. Only one segment can be executed per execution of the construct
 4. Unrepresented values are not allowed
- Constant List Forms:
 1. A list of constants
 2. Can include:
 - Subranges
 - Boolean OR operators (|)

Multiple-Way Selection Using if

Multiple Selectors can appear as direct extensions to two-way selectors, using else-if clauses, for example in Python:

```

if count < 10 :
    bag1 = True
elif count < 100 :
    bag2 = True
elseif count < 1000 :
    bag3 = True

```

Iterative Statements

- The repeated execution of a statement or compound statement is accomplished either by iteration or recursion
- General design issues for iteration control statements:
 1. How is iteration controlled?
 2. Where is the control mechanism in the loop?

Counter-Controlled Loops

A counting iterative statement has a loop variable, and a means of specifying the *initial* and *terminal*, and *stepsize* values

Design Issues:

- What are the type and scope of the loop variable?
- What is the value of the loop variable at loop termination?
- Should it be legal for the loop variable or loop parameters to be changed in the loop body, and if so, does the change affect loop control?
- Should the loop parameters be evaluated only once, or once for every iteration?

Iterative Statements: Examples

FORTRAN 95 syntax

DO label var = start, finish [, stepsize]

Stepsize can be any value but zero

Parameters can be expressions

Design choices:

1. Loop variable must be **INTEGER**
2. Loop variable always has its last value
3. The loop variable cannot be changed in the loop, but the parameters can; because they are evaluated only once, it does not affect loop control
4. Loop parameters are evaluated only once
 - FORTRAN 95 : a second form:
[name:] Do variable = initial, terminal [,stepsize]
...
End Do [name]
 - Cannot branch into either of Fortran's Do statements
 - Ada
for var in [reverse] discrete_range loop ...
end loop
 - Design choices:
 - Type of the loop variable is that of the discrete range (A discrete range is a sub-range of an integer or enumeration type).
 - Loop variable does not exist outside the loop
 - The loop variable cannot be changed in the loop, but the discrete range can; it does not affect loop control
 - The discrete range is evaluated just once
 - Cannot branch into the loop body
 - C-based languages
for ([expr_1] ; [expr_2] ; [expr_3]) statement
 - The expressions can be whole statements, or even statement sequences, with the statements separated by commas
 - The value of a multiple-statement expression is the value of the last statement in the expression
 - If the second expression is absent, it is an infinite loop
 - Design choices:
 - There is no explicit loop variable
 - Everything can be changed in the loop
 - The first expression is evaluated once, but the other two are evaluated with each iteration
 - C++ differs from C in two ways:
 - The control expression can also be Boolean
 - The initial expression can include variable definitions (scope is from the definition to the end of the loop body)
 - Java and C#
 - Differs from C++ in that the control expression must be Boolean
 - Iterative Statements: Logically-Controlled Loops
 - Repetition control is based on a Boolean expression
 - Design issues:
 - Pretest or posttest?
 - Should the logically controlled loop be a special case of the counting loop statement or a separate statement?

- *Iterative Statements: Logically-Controlled Loops: Examples*
C and C++ have both pretest and posttest forms, in which the control expression can be arithmetic:

```
while (ctrl_expr) do
loop body loop body
while (ctrl_expr)
```
- Java is like C and C++, except the control expression must be Boolean (and the body can only be entered at the beginning -- Java has no **goto**)
- Iterative Statements: Logically-Controlled Loops: Examples
- Ada has a pretest version, but no posttest
- FORTRAN 95 has neither
- Perl and Ruby have two pretest logical loops, while and until. Perl also has two posttest loops

Unconditional Branching: User-Located Loop Control Mechanisms

- Sometimes it is convenient for the programmers to decide a location for loop control (other than top or bottom of the loop)
- Simple design for single loops (**e.g.**, break)
- Design issues for nested loops
 - Should the conditional be part of the exit?
 - Should control be transferable out of more than one loop?

User-Located Loop Control Mechanisms break and continue

- C, C++, Python, Ruby, and C# have unconditional unlabeled exits (**break**)
- Java and Perl have unconditional labeled exits (**break** in Java, **last** in Perl)
- C, C++, and Python have an unlabeled control statement, **continue**, that skips the remainder of the current iteration, but does not exit the loop
- Java and Perl have labeled versions of **continue**

Iterative Statements: Iteration Based on Data Structures

- Number of elements of in a data structure control loop iteration
- Control mechanism is a call to an *iterator* function that returns the next element in some chosen order, if there is one; else loop is terminate
- C's **for** can be used to build a user-defined iterator:

```
for (p=root; p!=NULL;
traverse(p)){ }
```
- C#'s **foreach** statement iterates on the elements of arrays and other collections:

```
Strings[] = strList = {"Bob", "Carol", "Ted"};
foreach (Strings name in strList)
Console.WriteLine ("Name: {0}", name);
```

The notation {0} indicates the position in the string to be displayed

- Perl has a built-in iterator for arrays and hashes, **foreach**
- ### Unconditional Branching
- Transfers execution control to a specified place in the program
 - Represented one of the most heated debates in 1960's and 1970's
 - Well-known mechanism: goto statement
 - Major concern: Readability
 - Some languages do not support goto statement (**e.g.**, Java)
 - C# offers goto statement (can be used in switch statements)
 - Loop exit statements are restricted and somewhat camouflaged goto's

Guarded Commands

- Designed by Dijkstra
- Purpose: to support a new programming methodology that supported verification (correctness) during development
- Basis for two linguistic mechanisms for concurrent programming (in CSP and Ada)
- Basic Idea: if the order of evaluation is not important, the program should not specify one

Selection Guarded Command

•Form

```
if <Boolean exp> -> <statement>
[] <Boolean exp> -> <statement>
...
[] <Boolean exp> -> <statement>
fi
```

Semantics: when construct is reached,

- Evaluate all Boolean expressions
- If more than one are true, choose one non-deterministically
- If none are true, it is a runtime error

Loop Guarded Command

•Form

```
do <Boolean> -> <statement>
[] <Boolean> -> <statement>
...
[] <Boolean> -> <statement>
Od
```

Semantics: for each iteration

- Evaluate all Boolean expressions
- If more than one are true, choose one non-deterministically; then start loop again
- If none are true, exit loop

Guarded Commands: Rationale

- Connection between control statements and program verification is intimate
- Verification is impossible with goto statements
- Verification is possible with only selection and logical pretest loops
- Verification is relatively simple with only guarded commands

Summary

- Expressions
- Operator precedence and associativity
- Operator overloading
- Mixed-type expressions
- Various forms of assignment
- Variety of statement-level structures
- Choice of control statements beyond selection and logical pretest loops is a trade-off between language size and writability
- Functional and logic programming languages are quite different control structures

UNIT-3

Subprograms and Blocks

Introduction

- Two fundamental abstraction facilities
 - Process abstraction
- Emphasized from early days
 - Data abstraction
- Emphasized in the 1980s

3.1 Fundamentals of Subprograms - C04

- Each subprogram has a single entry point
- The calling program is suspended during execution of the called subprogram
- Control always returns to the caller when the called subprogram's execution terminates

Basic Definitions

- A *subprogram definition* describes the interface to and the actions of the subprogram abstraction
- A *subprogram call* is an explicit request that the subprogram be executed
- A *subprogram header* is the first part of the definition, including the name, the kind of subprogram, and the formal parameters
- The *parameter profile* (aka *signature*) of a subprogram is the number, order, and types of its parameters
- The *protocol* is a subprogram's parameter profile and, if it is a function, its return type
- Function declarations in C and C++ are often called *prototypes*
- A *subprogram declaration* provides the protocol, but not the body, of the subprogram
- A *formal parameter* is a dummy variable listed in the subprogram header and used in the subprogram
- An *actual parameter* represents a value or address used in the subprogram call statement

Actual/Formal Parameter Correspondence

- Positional
 - The binding of actual parameters to formal parameters is by position: the first actual parameter is bound to the first formal parameter and so forth
 - Safe and effective
- Keyword
 - The name of the formal parameter to which an actual parameter is to be bound is specified with the actual parameter
 - Parameters can appear in any order

Formal Parameter Default Values

- In certain languages (e.g., C++, Ada), formal parameters can have default values (if not actual parameter is passed)
 - In C++, default parameters must appear last because parameters are positionally associated
- C# methods can accept a variable number of parameters as long as they are of the same type

Procedures and Functions

- There are two categories of subprograms
 - *Procedures* are collection of statements that define parameterized computations
 - *Functions* structurally resemble procedures but are semantically modeled on mathematical functions
- They are expected to produce no side effects
- In practice, program functions have side effects

3.2 Design Issues for Subprograms -C03

- What parameter passing methods are provided?
- Are parameter types checked?
- Are local variables static or dynamic?
- Can subprogram definitions appear in other subprogram definitions?
- Can subprograms be overloaded?
- Can subprogram be generic?

Scope and Lifetime

- The scope of a variable is the range of statements over which it is visible
- The nonlocal variables of a program unit are those that are visible but not declared there
- The scope rules of a language determine how references to names are associated with variables
- Scope and lifetime are sometimes closely related, but are different concepts
- Consider a **static** variable in a C or C++ function

Static scope

- Based on program text
- To connect a name reference to a variable, you (or the compiler) must find the declaration
- Search process: search declarations, first locally, then in increasingly larger enclosing scopes, until one is found for the given name
- Enclosing static scopes (to a specific scope) are called its static ancestors; the nearest static ancestor is called a static parent
- Variables can be hidden from a unit by having a "closer" variable with the same name
- C++ and Ada allow access to these "hidden" variables
 - In Ada: **unit.name**
 - In C++: **class_name::name**
- Blocks
 - A method of creating static scopes inside program units--from ALGOL 60
 - Examples:
 - C and C++:

```
for (...)  
    { int index;  
    ...  
    }
```
 - Ada:

```
declare LCL : FLOAT;  
begin  
    ...  
end
```
- Evaluation of Static Scoping
- Consider the example:
 - Assume MAIN calls A and B

A calls C and D

B calls A and E

- Suppose the spec is changed so that D must now access some data in B
- Solutions:
 - Put D in B (but then C can no longer call it and D cannot access A's variables)
 - Move the data from B that D needs to MAIN (but then all procedures can access them)
- Same problem for procedure access
- Overall: static scoping often encourages many globals

Dynamic Scope

- Based on calling sequences of program units, not their textual layout (temporal versus spatial)
- References to variables are connected to declarations by searching back through the chain of subprogram calls that forced execution to this point

Scope Example

```
MAIN
  - declaration of x
  SUB1
    - declaration of x -
    ...
    call SUB2
    ...
  SUB2
    ...
    - reference to x -
    ...
  ...
  call SUB1
  ...
```

- Static scoping
 - Reference to x is to MAIN's x
- Dynamic scoping
 - Reference to x is to SUB1's x
- Evaluation of Dynamic Scoping:
 - Advantage: convenience
 - Disadvantage: poor readability

Local Referencing Environments

- Def: The referencing environment of a statement is the collection of all names that are visible in the statement
- In a static-scoped language, it is the local variables plus all of the visible variables in all of the enclosing scopes
- A subprogram is active if its execution has begun but has not yet terminated
- In a dynamic-scoped language, the referencing environment is the local variables plus all visible variables in all active subprograms
- Local variables can be stack-dynamic (bound to storage)
 - Advantages
- Support for recursion
- Storage for locals is shared among some subprograms
 - Disadvantages
- Allocation/de-allocation, initialization time

- Indirect addressing
- Subprograms cannot be history sensitive
- Local variables can be static
 - More efficient (no indirection)
 - No run-time overhead

3.3 Parameter Passing Methods - CO3

- Ways in which parameters are transmitted to and/or from called subprograms
 - Pass-by-value
 - Pass-by-result
 - Pass-by-value-result
 - Pass-by-reference
 - Pass-by-name

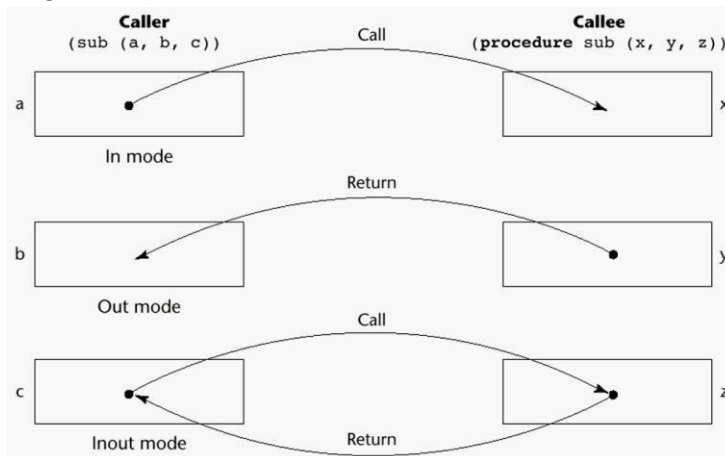


Figure 5.1 Models of Parameter Passing

- The value of the actual parameter is used to initialize the corresponding formal parameter
 - Normally implemented by copying
 - Can be implemented by transmitting an access path but not recommended (enforcing write protection is not easy)
 - When copies are used, additional storage is required
 - Storage and copy operations can be costly

Pass-by-Result (Out Mode)

- When a parameter is passed by result, no value is transmitted to the subprogram; the corresponding formal parameter acts as a local variable; its value is transmitted to caller's actual parameter when control is returned to the caller
 - Require extra storage location and copy operation
- Potential problem: sub(p1, p1); whichever formal parameter is copied back will represent the current value of p1

Pass-by-Value-Result (Inout Mode)

- A combination of pass-by-value and pass-by-result
- Sometimes called pass-by-copy
- Formal parameters have local storage
- Disadvantages:
 - Those of pass-by-result
 - Those of pass-by-value

Pass-by-Reference (Inout Mode)

- Pass an access path
- Also called pass-by-sharing
- Passing process is efficient (no copying and no duplicated storage)
- Disadvantages
 - Slower accesses (compared to pass-by-value) to formal parameters
 - Potentials for un-wanted side effects
 - Un-wanted aliases (access broadened)

Pass-by-Name (Inout Mode)

- By textual substitution
- Formals are bound to an access method at the time of the call, but actual binding to a value or address takes place at the time of a reference or assignment
- Allows flexibility in late binding

Implementing Parameter-Passing Methods

- In most language parameter communication takes place thru the run-time stack
- Pass-by-reference are the simplest to implement; only an address is placed in the stack
- A subtle but fatal error can occur with pass-by-reference and pass-by-value result: a formal parameter corresponding to a constant can mistakenly be changed

Parameter Passing Methods of Major Languages

- Fortran
 - Always used the inout semantics model
 - Before Fortran 77: pass-by-reference
 - Fortran 77 and later: scalar variables are often passed by value-result
- C
 - Pass-by-value
 - Pass-by-reference is achieved by using pointers as parameters
- C++
 - A special pointer type called reference type for pass-by-reference
- Java
 - All parameters are passed are passed by value
 - Object parameters are passed by reference
- Ada
 - Three semantics modes of parameter transmission: in, out, in out; in is the default mode
 - Formal parameters declared out can be assigned but not referenced; those declared in can be referenced but not assigned; in out parameters can be referenced and assigned
- C#
 - Default method: pass-by-value
 - Pass-by-reference is specified by preceding both a formal parameter and its actual parameter with ref
- PHP: very similar to C#
- Perl: all actual parameters are implicitly placed in a predefined array named @_

Type Checking Parameters

- Considered very important for reliability
- FORTRAN 77 and original C: none
- Pascal, FORTRAN 90, Java, and Ada: it is always required

- ANSI C and C++: choice is made by the user
 - Prototypes
- Relatively new languages Perl, JavaScript, and PHP do not require type checking

Multidimensional Arrays as Parameters

- If a multidimensional array is passed to a subprogram and the subprogram is separately compiled, the compiler needs to know the declared size of that array to build the storage mapping function

Multidimensional Arrays as Parameters: C and C++

- Programmer is required to include the declared sizes of all but the first subscript in the actual parameter
- Disallows writing flexible subprograms
- Solution: pass a pointer to the array and the sizes of the dimensions as other parameters; the user must include the storage mapping function in terms of the size parameters

Multidimensional Arrays as Parameters: Pascal and Ada

- Pascal
 - Not a problem; declared size is part of the array's type
- Ada
 - Constrained arrays - like Pascal
 - Unconstrained arrays - declared size is part of the object declaration

Multidimensional Arrays as Parameters: Fortran

- Formal parameter that are arrays have a declaration after the header
 - For single-dimension arrays, the subscript is irrelevant
 - For multi-dimensional arrays, the subscripts allow the storage-mapping function

Multidimensional Arrays as Parameters: Java and C#

- Similar to Ada
- Arrays are objects; they are all single-dimensioned, but the elements can be arrays
- Each array inherits a named constant (length in Java, Length in C#) that is set to the length of the array when the array object is created

Design Considerations for Parameter Passing

- Two important considerations
 - Efficiency
 - One-way or two-way data transfer
- But the above considerations are in conflict
 - Good programming suggest limited access to variables, which means one way whenever possible
 - But pass-by-reference is more efficient to pass structures of significant size

3.4 Parameters Subprograms as parameters - C03

- It is sometimes convenient to pass subprogram names as parameters
- Issues:
 - Are parameter types checked?
 - What is the correct referencing environment for a subprogram that was sent as a parameter?

Parameters that are Subprogram Names: Parameter Type Checking

- C and C++: functions cannot be passed as parameters but pointers to functions can be passed; parameters can be type checked
- FORTRAN 95 type checks

- Later versions of Pascal and
- Ada does not allow subprogram parameters; a similar alternative is provided via Ada's generic facility

Parameters that are Subprogram Names: Referencing Environment

- *Shallow binding*: The environment of the call statement that enacts the passed subprogram
- *Deep binding*: The environment of the definition of the passed subprogram
- *Ad hoc binding*: The environment of the call statement that passed the subprogram

3.5 Overloaded Subprograms - C03

- An *overloaded subprogram* is one that has the same name as another subprogram in the same referencing environment
 - Every version of an overloaded subprogram has a unique protocol
- C++, Java, C#, and Ada include predefined overloaded subprograms
- In Ada, the return type of an overloaded function can be used to disambiguate calls (thus two overloaded functions can have the same parameters)
- Ada, Java, C++, and C# allow users to write multiple versions of subprograms with the same name

3.6 Generic Subprograms - C03

- A *generic* or *polymorphic subprogram* takes parameters of different types on different activations
- Overloaded subprograms provide ad hoc polymorphism
- A subprogram that takes a generic parameter that is used in a type expression that describes the type of the parameters of the subprogram provides *parametric polymorphism*

Examples of parametric polymorphism: C++

```
template <class Type>
Type max(Type first, Type second) {
return first > second ? first : second;
}
```

- The above template can be instantiated for any type for which operator > is defined

```
int max (int first, int second) {
return first > second? first : second;
}
```

Design Issues for Functions

- Are side effects allowed?
 - Parameters should always be in-mode to reduce side effect (like Ada)
- What types of return values are allowed?
 - Most imperative languages restrict the return types
 - C allows any type except arrays and functions
 - C++ is like C but also allows user-defined types
 - Ada allows any type
 - Java and C# do not have functions but methods can have any type

User-Defined Overloaded Operators

- Operators can be overloaded in Ada and C++
- An Ada example

```
Function "*" (A,B: in Vec_Type): return Integer is
Sum: Integer := 0;
begin
for Index in A'range loop
Sum := Sum + A(Index) * B(Index)
end loop
```

```

return sum;
end "*";

```

...

c = a * b; -- a, b, and c are of type Vec_Type

3.7 Co-Routines - CO3

- A *coroutine* is a subprogram that has multiple entries and controls them itself
- Also called *symmetric control*: caller and called coroutines are on a more equal basis
- A coroutine call is named a *resume*
- The first resume of a coroutine is to its beginning, but subsequent calls enter at the point just after the last executed statement in the coroutine
- Coroutines repeatedly resume each other, possibly forever
- Coroutines provide *quasi-concurrent execution* of program units (the coroutines); their execution is interleaved, but not overlapped

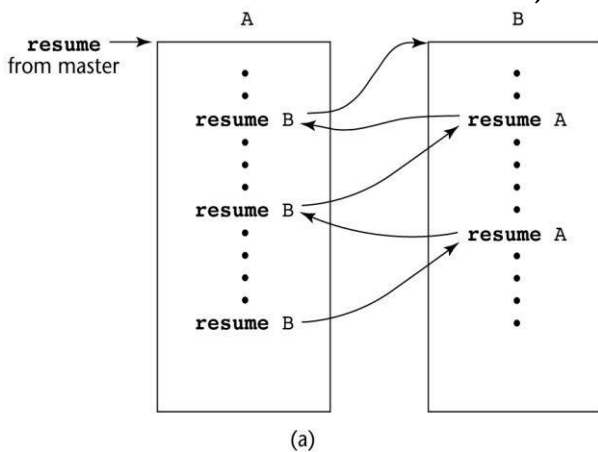


Figure 5.2 Possible Execution Controls

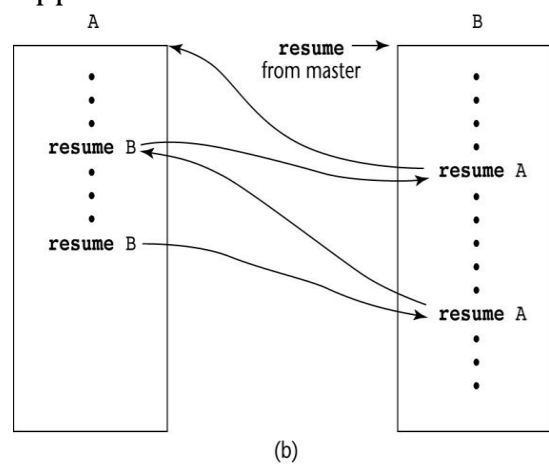


Figure 5.3 Possible Execution Controls

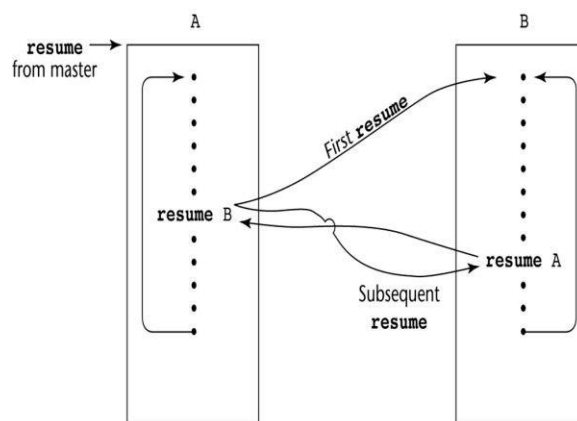


Figure 5.4 Possible Execution Controls with Loops

Summary

- A subprogram definition describes the actions represented by the subprogram
- Subprograms can be either functions or procedures
- Local variables in subprograms can be stack-dynamic or static
- Three models of parameter passing: in mode, out mode, and in out mode
- Some languages allow operator overloading
- Subprograms can be generic
- A co-routine is a special subprogram with multiple entries

UNIT-4

Abstract Data Types

4.1 The Concept of Abstraction - CO3

- An *abstraction* is a view or representation of an entity that includes only the most significant attributes
- The concept of *abstraction* is fundamental in programming (and computer science)
- Nearly all programming languages support *process abstraction* with subprograms
- Nearly all programming languages designed since 1980 support *data abstraction*

4.2 Introduction to Data Abstraction - CO3

- An *Abstract Data Type* is a user-defined data type that satisfies the following two conditions:
 - The representation of, and operations on, objects of the type are defined in a single syntactic unit
 - The representation of objects of the type is hidden from the program units that use these objects, so the only operations possible are those provided in the type's definition

Advantages of Data Abstraction

- Advantage of the first condition
 - Program organization, modifiability (everything associated with a data structure is together), and separate compilation
- Advantage the second condition
 - Reliability--by hiding the data representations, user code cannot directly access objects of the type or depend on the representation, allowing the representation to be changed without affecting user code

Language Requirements for ADTs:

- A syntactic unit in which to encapsulate the type definition
- A method of making type names and subprogram headers visible to clients, while hiding actual definitions
- Some primitive operations must be built into the language processor

Design Issues:

- Can abstract types be parameterized?
- What access controls are provided?

4.3 Language Examples CO2, CO3, CO4

Language Examples: Ada

- The encapsulation construct is called a *package*
 - Specification package (the interface)
 - Body package (implementation of the entities named in the specification)
- Information Hiding
 - The spec package has two parts, public and private
 - The name of the abstract type appears in the public part of the specification package. This part may also include representations of unhidden types

- The representation of the abstract type appears in a part of the specification called the *private* part
- More restricted form with *limited private types*
 - Private types have built-in operations for assignment and comparison
 - Limited private types have NO built-in operations
- Reasons for the public/private spec package:
 1. The compiler must be able to see the representation after seeing only the spec package (it cannot see the private part)
 2. Clients must see the type name, but not the representation (they also cannot see the private part)
- Having part of the implementation details (the representation) in the spec package and part (the method bodies) in the body package is not good

One solution: make all ADTs pointers

Problems with this:

1. Difficulties with pointers
2. Object comparisons
3. Control of object allocation is lost

An Example in Ada

```

package Stack_Pack is
  type stack_type is limited private;
  max_size: constant := 100;
  function empty(stk: in stack_type) return Boolean;
  procedure push(stk: in out stack_type; elem: in Integer);
  procedure pop(stk: in out stack_type);
  function top(stk: in stack_type) return Integer;
  private -- hidden from clients
  type list_type is array (1..max_size) of Integer;
  type stack_type is record
    list: list_type;
    topsub: Integer range 0..max_size := 0;
  end record;
end Stack_Pack

```

Language Examples: C++

- Based on C **struct** type and Simula 67 classes
- The class is the encapsulation device
- All of the class instances of a class share a single copy of the member functions
- Each instance of a class has its own copy of the class data members
- Instances can be static, stack dynamic, or heap dynamic
- Information Hiding
 - *Private* clause for hidden entities
 - *Public* clause for interface entities
 - *Protected* clause for inheritance (Chapter 12)
- Constructors:
 - Functions to initialize the data members of instances (they *do not* create the objects)
 - May also allocate storage if part of the object is heap-dynamic
 - Can include parameters to provide parameterization of the objects
 - Implicitly called when an instance is created
 - Can be explicitly called

- Name is the same as the class name
- Destructors
 - Functions to cleanup after an instance is destroyed; usually just to reclaim heap storage
 - Implicitly called when the object's lifetime ends
 - Can be explicitly called
 - Name is the class name, preceded by a tilde (~)

An Example in C++

```
class stack {
    private:
        int *stackPtr, maxLen, topPtr;
    public:
        stack() { // a constructor
            stackPtr = new int [100];
            maxLen = 99;
            topPtr = -1;
        };
        ~stack () {delete [] stackPtr;};
        void push (int num) {...};
        void pop () {...};
        int top () {...};
        int empty () {...};
}
```

Evaluation of ADTs in C++ and Ada

- C++ support for ADTs is similar to expressive power of Ada
- Both provide effective mechanisms for encapsulation and information hiding
- Ada packages are more general encapsulations; classes are types
- Friend functions or classes - to provide access to private members to some unrelated units or functions
 - Necessary in C++

Language Examples: Java

- Similar to C++, except:
 - All user-defined types are classes
 - All objects are allocated from the heap and accessed through reference variables
 - Individual entities in classes have access control modifiers (private or public), rather than clauses
 - Java has a second scoping mechanism, package scope, which can be used in place of friends
- All entities in all classes in a package that do not have access control modifiers are visible throughout the package

An Example in Java

```
class StackClass {
    private:
        private int [] *stackRef;
        private int [] maxLen, topIndex;
    public StackClass() { // a constructor
        stackRef = new int [100];
        maxLen = 99;
        topPtr = -1;
    };
    public void push (int num) {...};
    public void pop () {...};
    public int top () {...};
    public boolean empty () {...};
}
```

Language Examples: C#

- Based on C++ and Java
- Adds two access modifiers, *internal* and *protected internal*
- All class instances are heap dynamic
- Default constructors are available for all classes
- Garbage collection is used for most heap objects, so destructors are rarely used
- structs are lightweight classes that do not support inheritance
- Common solution to need for access to data members: accessor methods(getter and setter)
- C# provides *properties* as a way of implementing getters and setters without requiring explicit method calls

C# Property Example

```
public class Weather {
    public int DegreeDays { /** DegreeDays is a property
        get {return degreeDays;}
        set {
            if(value < 0 || value > 30)
                Console.WriteLine("Value is out of range: {0}", value);
            else degreeDays = value;}
        }
    private int degreeDays;
    ...
}
...
Weather w = new Weather();
int degreeDaysToday, oldDegreeDays;
...
w.DegreeDays = degreeDaysToday;
...
oldDegreeDays = w.DegreeDays;
```

4.4 Parameterized Abstract Data Types - C04

- Parameterized ADTs allow designing an ADT that can store any type elements (among other things)
- Also known as generic classes
- C++, Ada, Java 5.0, and C# 2005 provide support for parameterized ADTs

Parameterized ADTs in Ada

- Ada Generic Packages
 - Make the stack type more flexible by making the element type and the size of the stack generic

```
generic
Max_Size: Positive;
type Elem_Type is private;
package Generic_Stack is
Type Stack_Type is limited private;
function Top(Stk: in out StackType) return Elem_type;
...
end Generic_Stack;
Package Integer_Stack is new Generic_Stack(100,Integer);
Package Float_Stack is new Generic_Stack(100,Float);
```

Parameterized ADTs in C++

- Classes can be somewhat generic by writing parameterized constructor functions

```
class stack {
    ...
}
```

```

    stack (int size) {
    stk_ptr = new int [size];
    max_len = size - 1;
    top = -1;
    };
    ...
}
stack stk(100);

```

- The stack element type can be parameterized by making the class a templated class

```

template <class Type>
class stack {
private:
    Type *stackPtr;
    const int maxLen;
    int topPtr;
public:
    stack() {
        stackPtr = new Type[100];
        maxLen = 99;
        topPtr = -1;
    }
    ...
}

```

Parameterized Classes in Java 5.0

- Generic parameters must be classes
- Most common generic types are the collection types, such as LinkedList and ArrayList
- Eliminate the need to cast objects that are removed
- Eliminate the problem of having multiple types in a structure

Parameterized Classes in C# 2005

- Similar to those of Java 5.0
- Elements of parameterized structures can be accessed through indexing

Summary of ADT

- The concept of ADTs and their use in program design was a milestone in the development of languages
- Two primary features of ADTs are the packaging of data with their associated operations and information hiding
- Ada provides packages that simulate ADTs
- C++ data abstraction is provided by classes
- Java's data abstraction is similar to C++
- Ada, C++, Java 5.0, and C# 2005 support parameterized ADTs

4.5 Object-Oriented Programming - C04

- Abstract data types
- Inheritance
 - Inheritance is the central theme in OOP and languages that support it
- Polymorphism

Inheritance

- Productivity increases can come from reuse
 - ADTs are difficult to reuse—always need changes
 - All ADTs are independent and at the same level
- Inheritance allows new classes defined in terms of existing ones, i.e., by allowing them to inherit common parts

- Inheritance addresses both of the above concerns--reuse ADTs after minor changes and define classes in a hierarchy

Object-Oriented Concepts

- ADTs are usually called *classes*
- Class instances are called *objects*
- A class that inherits is a *derived class* or a *subclass*
- The class from which another class inherits is a parent class or *superclass*
- Subprograms that define operations on objects are called *methods*
- Calls to methods are called *messages*
- The entire collection of methods of an object is called its *message protocol* or *message interface*
- Messages have two parts--a method name and the destination object
- In the simplest case, a class inherits all of the entities of its parent
- Inheritance can be complicated by access controls to encapsulated entities
 - A class can hide entities from its subclasses
 - A class can hide entities from its clients
 - A class can also hide entities for its clients while allowing its subclasses to see them
- Besides inheriting methods as is, a class can modify an inherited method
 - The new one *overrides* the inherited one
 - The method in the parent is *overridden*
- There are two kinds of variables in a class:
 - *Class variables* - one/class
 - *Instance variables* - one/object
- There are two kinds of methods in a class:
 - *Class methods* - accept messages to the class
 - *Instance methods* - accept messages to objects
- Single vs. Multiple Inheritance
- One disadvantage of inheritance for reuse:
 - Creates interdependencies among classes that complicate maintenance

Dynamic Binding

- A *polymorphic variable* can be defined in a class that is able to reference (or point to) objects of the class and objects of any of its descendants
- When a class hierarchy includes classes that override methods and such methods are called through a polymorphic variable, the binding to the correct method will be dynamic
- Allows software systems to be more easily extended during both development and maintenance

Dynamic Binding Concepts

- An *abstract method* is one that does not include a definition (it only defines a protocol)
- An *abstract class* is one that includes at least one virtual method
- An abstract class cannot be instantiated

4.6 Design Issues for OOP Languages - C04

- The Exclusivity of Objects
- Are Subclasses Subtypes?
- Type Checking and Polymorphism
- Single and Multiple Inheritance
- Object Allocation and DeAllocation

- Dynamic and Static Binding
- Nested Classes

The Exclusivity of Objects

- Everything is an object
 - Advantage - elegance and purity
 - Disadvantage - slow operations on simple objects
- Add objects to a complete typing system
 - Advantage - fast operations on simple objects
 - Disadvantage - results in a confusing type system (two kinds of entities)
- Include an imperative-style typing system for primitives but make everything else objects
 - Advantage - fast operations on simple objects and a relatively small typing system
 - Disadvantage - still some confusion because of the two type systems

Are Subclasses Subtypes?

- Does an “is-a” relationship hold between a parent class object and an object of the subclass?
 - If a derived class is-a parent class, then objects of the derived class must behave the same as the parent class object
- A derived class is a subtype if it has an is-a relationship with its parent class
 - Subclass can only add variables and methods and override inherited methods in “compatible” ways

Type Checking and Polymorphism

- Polymorphism may require dynamic type checking of parameters and the return value
 - Dynamic type checking is costly and delays error detection
- If overriding methods are restricted to having the same parameter types and return type, the checking can be static

Single and Multiple Inheritance

- Multiple inheritance allows a new class to inherit from two or more classes
- Disadvantages of multiple inheritance:
 - Language and implementation complexity (in part due to name collisions)
 - Potential inefficiency - dynamic binding costs more with multiple inheritance (but not much)
- Advantage:
 - Sometimes it is quite convenient and valuable

Allocation and DeAllocation of Objects

- From where are objects allocated?
 - If they behave like the ADTs, they can be allocated from anywhere
- Allocated from the run-time stack
- Explicitly create on the heap (via new)
 - If they are all heap-dynamic, references can be uniform thru a pointer or reference variable
- Simplifies assignment - dereferencing can be implicit
 - If objects are stack dynamic, there is a problem with regard to subtypes
- Is deallocation explicit or implicit?

Dynamic and Static Binding

- Should all binding of messages to methods be dynamic?
 - If none are, you lose the advantages of dynamic binding
 - If all are, it is inefficient
- Allow the user to specify

Nested Classes

- If a new class is needed by only one class, there is no reason to define so it can be seen by other classes
 - Can the new class be nested inside the class that uses it?
 - In some cases, the new class is nested inside a subprogram rather than directly in another class
- Other issues:
 - Which facilities of the nesting class should be visible to the nested class and vice versa

4.6 Support for OOP in Smalltalk - CO4

- Smalltalk is a pure OOP language
 - Everything is an object
 - All objects have local memory
 - All computation is through objects sending messages to objects
 - None of the appearances of imperative languages
 - All objects are allocated from the heap
 - All deallocation is implicit
- Type Checking and Polymorphism
 - All binding of messages to methods is dynamic
- The process is to search the object to which the message is sent for the method; if not found, search the superclass, etc. up to the system class which has no superclass
 - The only type checking in Smalltalk is dynamic and the only type error occurs when a message is sent to an object that has no matching method
- Inheritance
 - A Smalltalk subclass inherits all of the instance variables, instance methods, and class methods of its superclass
 - All subclasses are subtypes (nothing can be hidden)
 - All inheritance is implementation inheritance
 - No multiple inheritance
- Evaluation of Smalltalk
 - The syntax of the language is simple and regular
 - Good example of power provided by a small language
 - Slow compared with conventional compiled imperative languages
 - Dynamic binding allows type errors to go undetected until run time
 - Introduced the graphical user interface
 - Greatest impact: advancement of OOP

4.7 Support for OOP in C++ - CO4

- General Characteristics:
 - Evolved from C and SIMULA 67
 - Among the most widely used OOP languages
 - Mixed typing system
 - Constructors and destructors
 - Elaborate access controls to class entities
- Inheritance
 - A class need not be the subclass of any class
 - Access controls for members are
 - Private (visible only in the class and friends) (disallows subclasses from being subtypes)

- Public (visible in subclasses and clients)
- Protected (visible in the class and in subclasses, but not clients)
- In addition, the subclassing process can be declared with access controls (private or public), which define potential changes in access by subclasses
 - Private derivation - inherited public and protected members are private in the subclasses
 - Public derivation public and protected members are also public and protected in subclasses

Inheritance Example in C++

```

class base_class {
    private:
        int a;
        float x;
    protected:
        int b;
        float y;
    public:
        int c;
        float z;
};
class subclass_1 : public base_class { ... };
// In this one, b and y are protected and
// c and z are public
class subclass_2 : private base_class { ... };
// In this one, b, y, c, and z are private,
// and no derived class has access to any
// member of base_class

```

- A member that is not accessible in a subclass (because of private derivation) can be declared to be visible there using the scope resolution operator (::), e.g.,


```

class subclass_3 : private base_class {
    base_class :: c;
    ...
}

```
- One motivation for using private derivation
 - A class provides members that must be visible, so they are defined to be public members; a derived class adds some new members, but does not want its clients to see the members of the parent class, even though they had to be public in the parent class definition
- Multiple inheritance is supported
 - If there are two inherited members with the same name, they can both be referenced using the scope resolution operator
- Dynamic Binding
 - A method can be defined to be virtual, which means that they can be called through polymorphic variables and dynamically bound to messages
 - A pure virtual function has no definition at all
 - A class that has at least one pure virtual function is an *abstract class*
- Evaluation
 - C++ provides extensive access controls (unlike Smalltalk)
 - C++ provides multiple inheritance
 - In C++, the programmer must decide at design time which methods will be statically bound and which must be dynamically bound
- Static binding is faster!
 - Smalltalk type checking is dynamic (flexible, but somewhat unsafe)
 - Because of interpretation and dynamic binding, Smalltalk is ~10 times slower than C++

4.8 Support for OOP in Java - C04

- Because of its close relationship to C++, focus is on the differences from that language
- General Characteristics
 - All data are objects except the primitive types
 - All primitive types have wrapper classes that store one data value
 - All objects are heap-dynamic, are referenced through reference variables, and most are allocated with `new`
 - A `finalize` method is implicitly called when the garbage collector is about to reclaim the storage occupied by the object
- Inheritance
 - Single inheritance supported only, but there is an abstract class category that provides some of the benefits of multiple inheritance (interface)
 - An interface can include only method declarations and named constants, **e.g.**,

```
public interface Comparable {  
    public int compareTo (Object b);}
```
 - Methods can be **final** (cannot be overridden)
- Dynamic Binding
 - In Java, all messages are dynamically bound to methods, unless the method is final (i.e., it cannot be overridden, therefore dynamic binding serves no purpose)
 - Static binding is also used if the methods is static or private both of which disallow overriding
- Several varieties of nested classes
- All are hidden from all classes in their package, except for the nesting class
- Nested classes can be anonymous
- A local nested class is defined in a method of its nesting class
 - No access specifier is used
- Evaluation
 - Design decisions to support OOP are similar to C++
 - No support for procedural programming
 - No parentless classes
 - Dynamic binding is used as “normal” way to bind method calls to method definitions
 - Uses interfaces to provide a simple form of support for multiple inheritance

4.9 Support for OOP in C# -C04

- General characteristics
 - Support for OOP similar to Java
 - Includes both classes and structs
 - Classes are similar to Java’s classes
 - structs are less powerful stack-dynamic constructs (**e.g.**, no inheritance)
- Inheritance
 - Uses the syntax of C++ for defining classes
 - A method inherited from parent class can be replaced in the derived class by marking its definition with `new`
 - The parent class version can still be called explicitly with the prefix `base`:
`base.Draw()`
- Dynamic binding
 - To allow dynamic binding of method calls to methods:

- The base class method is marked virtual
- The corresponding methods in derived classes are marked override
 - Abstract methods are marked abstract and must be implemented in all subclasses
 - All C# classes are ultimately derived from a single root class, Object
- Nested Classes
 - A C# class that is directly nested in a nesting class behaves like a Java static nested class
 - C# does not support nested classes that behave like the non-static classes of Java
- Evaluation
 - C# is the most recently designed C-based OO language
 - The differences between C#'s and Java's support for OOP are relatively minor

4.10 Support for OOP in Ada 95 - C04

- General Characteristics
 - OOP was one of the most important extensions to Ada 83
 - Encapsulation container is a package that defines a *tagged type*
 - A tagged type is one in which every object includes a tag to indicate during execution its type (the tags are internal)
 - Tagged types can be either private types or records
 - No constructors or destructors are implicitly called
- Inheritance
 - Subclasses can be derived from tagged types
 - New entities are added to the inherited entities by placing them in a record definition
 - All subclasses are subtypes
 - No support for multiple inheritance
- A comparable effect can be achieved using generic classes

Example of a Tagged Type

```

Package Person_Pkg is
  type Person is tagged private;
  procedure Display(P : in out Person);
private
  type Person is tagged
    record
      Name : String(1..30);
      Address : String(1..30);
      Age : Integer;
    end record;
end Person_Pkg;
with Person_Pkg; use Person_Pkg;
package Student_Pkg is
  type Student is new Person with
    record
      Grade_Point_Average : Float;
      Grade_Level : Integer;
    end record;
  procedure Display (St: in Student);
end Student_Pkg;
// Note: Display is being overridden from Person_Pkg

```

- Dynamic Binding
 - Dynamic binding is done using polymorphic variables called classwide types
- For the tagged type **Prtdon**, the classwide type is **Person' class**
 - Other bindings are static

- Any method may be dynamically bound
- Purely abstract base types can be defined in Ada 95 by including the reserved word `abstract`
- Evaluation
 - Ada offers complete support for OOP
 - C++ offers better form of inheritance than Ada
 - Ada includes no initialization of objects (**e.g.**, constructors)
 - Dynamic binding in C-based OOP languages is restricted to pointers and/or references to objects; Ada has no such restriction and is thus more orthogonal

Implementing OOPs Constructs

- Two interesting and challenging parts
 - Storage structures for instance variables
 - Dynamic binding of messages to methods

Instance Data Storage

- Class instance records (CIRs) store the state of an object
 - Static (built at compile time)
- If a class has a parent, the subclass instance variables are added to the parent CIR
- Because CIR is static, access to all instance variables is done as it is in records
 - Efficient

Dynamic Binding of Methods Calls

- Methods in a class that are statically bound need not be involved in the CIR; methods that will be dynamically bound must have entries in the CIR
 - Calls to dynamically bound methods can be connected to the corresponding code thru a pointer in the CIR
 - The storage structure is sometimes called *virtual method tables* (vtable)
 - Method calls can be represented as offsets from the beginning of the vtable

Summary of OOPs

- OO programming involves three fundamental concepts: ADTs, inheritance, dynamic binding
- Major design issues: exclusivity of objects, subclasses and subtypes, type checking and polymorphism, single and multiple inheritance, dynamic binding, explicit and implicit de-allocation of objects, and nested classes
- Smalltalk is a pure OOL
- C++ has two distinct type system (hybrid)
- Java is not a hybrid language like C++; it supports only OO programming
- C# is based on C++ and Java
- Implementing OOP involves some new data structures

Concurrency

- Concurrency can occur at four levels:
 - Machine instruction level
 - High-level language statement level
 - Unit level
 - Program level
- Because there are no language issues in instruction- and program-level concurrency, they are not addressed here

Multiprocessor Architectures

- Late 1950s - one general-purpose processor and one or more special purpose processors for input and output operations
- Early 1960s - multiple complete processors, used for program-level concurrency
- Mid-1960s - multiple partial processors, used for instruction-level concurrency
- Single-Instruction Multiple-Data (SIMD) machines
- Multiple-Instruction Multiple-Data (MIMD) machines
 - Independent processors that can be synchronized (unit-level concurrency)

Categories of Concurrency

- A *thread of control* in a program is the sequence of program points reached as control flows through the program
- Categories of Concurrency:
 - *Physical concurrency* - Multiple independent processors (multiple threads of control)
 - *Logical concurrency* - The appearance of physical concurrency is presented by time-sharing one processor (software can be designed as if there were multiple threads of control)
- Coroutines (*quasi-concurrency*) have a single thread of control

Motivations for Studying Concurrency

- Involves a different way of designing software that can be very useful— many real-world situations involve concurrency
- Multiprocessor computers capable of physical concurrency are now widely used

Subprogram-Level Concurrency

- A *task* or *process* is a program unit that can be in concurrent execution with other program units
- Tasks differ from ordinary subprograms in that:
 - A task may be implicitly started
 - When a program unit starts the execution of a task, it is not necessarily suspended
 - When a task's execution is completed, control may not return to the caller
- Tasks usually work together

Two General Categories of Tasks

- *Heavyweight tasks* execute in their own address space
- *Lightweight tasks* all run in the same address space
- A task is *disjoint* if it does not communicate with or affect the execution of any other task in the program in any way

Task Synchronization

- A mechanism that controls the order in which tasks execute
- Two kinds of synchronization
 - *Cooperation* synchronization
 - *Competition* synchronization
- Task communication is necessary for synchronization, provided by:
 - Shared nonlocal variables
 - Parameters
 - Message passing

Kinds of synchronization

- *Cooperation*: Task A must wait for task B to complete some specific activity before task A can continue its execution, **e.g.**, the producer-consumer problem

- *Competition*: Two or more tasks must use some resource that cannot be simultaneously used, **e.g.**, a shared counter
 - Competition is usually provided by mutually exclusive access (approaches are discussed later)

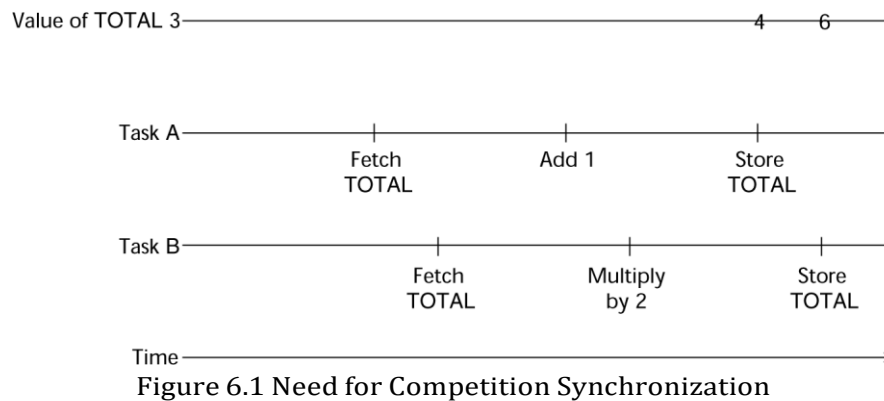


Figure 6.1 Need for Competition Synchronization

Scheduler

- Providing synchronization requires a mechanism for delaying task execution
- Task execution control is maintained by a program called the *scheduler*, which maps task execution onto available processors

Task Execution States

- *New* - created but not yet started
- *Ready* - ready to run but not currently running (no available processor)
- *Running*
- *Blocked* - has been running, but cannot now continue (usually waiting for some event to occur)
- *Dead* - no longer active in any sense

Liveness and Deadlock

- *Liveness* is a characteristic that a program unit may or may not have
 - In sequential code, it means the unit will eventually complete its execution
- In a concurrent environment, a task can easily lose its liveness
- If all tasks in a concurrent environment lose their liveness, it is called *deadlock*

Design Issues for Concurrency

- Competition and cooperation synchronization
- Controlling task scheduling
- How and when tasks start and end execution
- How and when are tasks created

Methods of Providing Synchronization

- Semaphores
- Monitors
- Message Passing

Semaphores

- Dijkstra - 1965
- A *semaphore* is a data structure consisting of a counter and a queue for storing task descriptors
- Semaphores can be used to implement guards on the code that accesses shared data structures
- Semaphores have only two operations, *wait* and *release* (originally called *P* and *V* by Dijkstra)

- Semaphores can be used to provide both competition and cooperation synchronization

Cooperation Synchronization with Semaphores

- Example: A shared buffer
- The buffer is implemented as an ADT with the operations DEPOSIT and FETCH as the only ways to access the buffer
- Use two semaphores for cooperation: emptyspots and fullspots
- The semaphore counters are used to store the numbers of empty spots and full spots in the buffer
- DEPOSIT must first check emptyspots to see if there is room in the buffer
- If there is room, the counter of emptyspots is decremented and the value is inserted
- If there is no room, the caller is stored in the queue of emptyspots
- When DEPOSIT is finished, it must increment the counter of fullspots
- FETCH must first check fullspots to see if there is a value
 - If there is a full spot, the counter of fullspots is decremented and the value is removed
 - If there are no values in the buffer, the caller must be placed in the queue of fullspots
 - When FETCH is finished, it increments the counter of emptyspots
- The operations of FETCH and DEPOSIT on the semaphores are accomplished through two semaphore operations named *wait* and *release*

Semaphores: Wait Operation

```
wait(aSemaphore)
  if aSemaphore's counter > 0 then
    decrement aSemaphore's counter
  else
    put the caller in aSemaphore's queue
    attempt to transfer control to a ready task
  -- if the task ready queue is empty,
  -- deadlock occurs
end
```

Semaphores: Release Operation

```
release(aSemaphore)
  if aSemaphore's queue is empty then
    increment aSemaphore's counter
  else
    put the calling task in the task ready queue
    transfer control to a task from aSemaphore's queue
  end
```

Producer Consumer Code

```
semaphore fullspots, emptyspots;
fullspots.count = 0;
emptyspots.count = BUFLEN;
task producer;
loop
  -- produce VALUE --
  wait (emptyspots); {wait for space}
  DEPOSIT(VALUE);
  release(fullspots); {increase filled}
end loop;
end producer;
```

Producer Consumer Code

```
task consumer;
loop
    wait (fullspots);{wait till not empty}}
    FETCH(VALUE);
    release(emptyspots); {increase empty}
    -- consume VALUE --
end loop;
end consumer;
```

Competition Synchronization with Semaphores

- A third semaphore, named **access**, is used to control access (competition synchronization)
 - The counter of **access** will only have the values 0 and 1
 - Such a semaphore is called a *binary semaphore*
- Note that wait and release must be atomic!

Producer Consumer Code

```
semaphore access, fullspots, emptyspots;
access.count = 0;
fullspots.count = 0;
emptyspots.count = BUFLen;
task producer;
loop
    -- produce VALUE --
    wait(emptyspots); {wait for space}
    wait(access); {wait for access}
    DEPOSIT(VALUE);
    release(access); {relinquish access}
    release(fullspots); {increase filled}
end loop;
end producer;
```

Producer Consumer Code

```
task consumer;
loop
    wait(fullspots);{wait till not empty}
    wait(access); {wait for access}
    FETCH(VALUE);
    release(access); {relinquish access}
    release(emptyspots); {increase empty}
    -- consume VALUE --
end loop;
end consumer;
```

Evaluation of Semaphores

- Misuse of semaphores can cause failures in cooperation synchronization, **e.g.**, the buffer will overflow if the wait of fullspots is left out
- Misuse of semaphores can cause failures in competition synchronization, **e.g.**, the program will deadlock if the release of access is left out

Monitors

- Ada, Java, C#
- The idea: encapsulate the shared data and its operations to restrict access
- A monitor is an abstract data type for shared data

Competition Synchronization

- Shared data is resident in the monitor (rather than in the client units)
- All access resident in the monitor

- Monitor implementation guarantee synchronized access by allowing only one access at a time
- Calls to monitor procedures are implicitly queued if the monitor is busy at the time of the call

Cooperation Synchronization

- Cooperation between processes is still a programming task
 - Programmer must guarantee that a shared buffer does not experience underflow or overflow

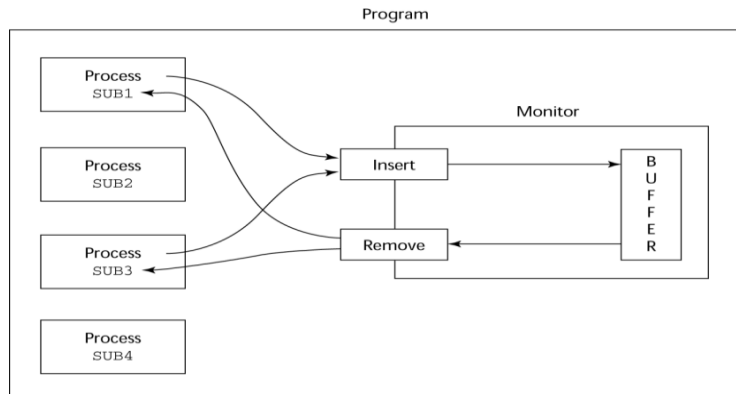


Figure 6.2 Cooperation Synchronization

Evaluation of Monitors

- A better way to provide competition synchronization than are semaphores
- Semaphores can be used to implement monitors
- Monitors can be used to implement semaphores
- Support for cooperation synchronization is very similar as with semaphores, so it has the same problems

Message Passing

- Message passing is a general model for concurrency
 - It can model both semaphores and monitors
 - It is not just for competition synchronization
- Central idea: task communication is like seeing a doctor--most of the time she waits for you or you wait for her, but when you are both ready, you get together, or *rendezvous*

Message Passing Rendezvous

- To support concurrent tasks with message passing, a language needs:
 - A mechanism to allow a task to indicate when it is willing to accept messages
 - A way to remember who is waiting to have its message accepted and some "fair" way of choosing the next message
- When a sender task's message is accepted by a receiver task, the actual message transmission is called a *rendezvous*

Ada Support for Concurrency

- The Ada 83 Message-Passing Model
 - Ada tasks have specification and body parts, like packages; the spec has the interface, which is the collection of entry points:

```

task Task_Example is
  entry ENTRY_1 (Item : in Integer);
end Task_Example;

```

Task Body

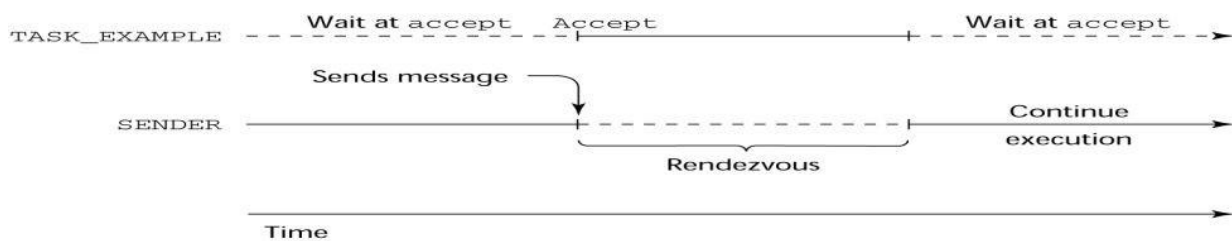
- The body task describes the action that takes place when a rendezvous occurs
- A task that sends a message is suspended while waiting for the message to be accepted and during the rendezvous
- Entry points in the spec are described with accept clauses in the body accept
entry_name (formal parameters) do
...
end entry_name

Example of a Task Body

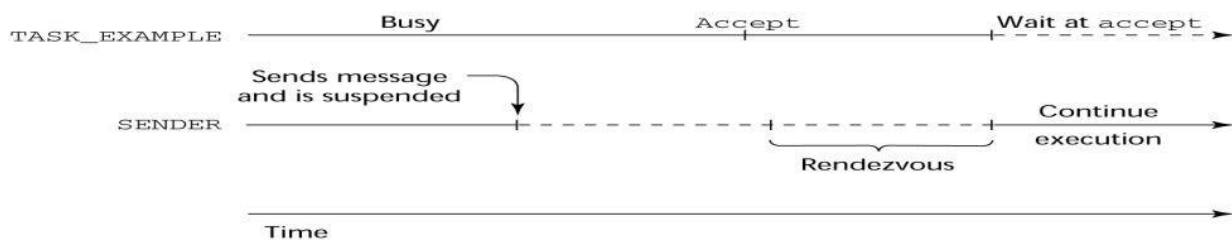
```
task body Task_Example is
begin
    loop
        accept Entry_1 (Item: in Float) do
            ...
        end Entry_1;
    end loop;
end Task_Example;
```

Ada Message Passing Semantics

- The task executes to the top of the accept clause and waits for a message
- During execution of the accept clause, the sender is suspended
- accept parameters can transmit information in either or both directions
- Every accept clause has an associated queue to store waiting messages



(a) TASK_EXAMPLE waits for SENDER



(b) SENDER waits for TASK_EXAMPLE

Figure 6.3 Rendezvous Time Lines

Message Passing: Server/Actor Tasks

- A task that has accept clauses, but no other code is called a *server task* (the example above is a server task)
- A task without accept clauses is called an *actor task*
 - An actor task can send messages to other tasks
 - Note: A sender must know the entry name of the receiver, but not vice versa (asymmetric)

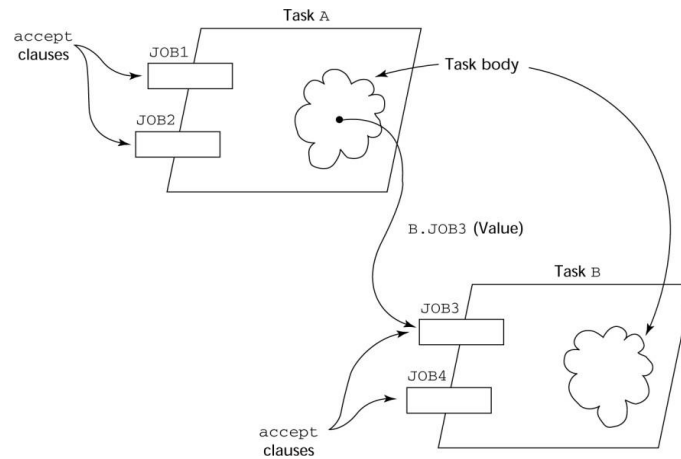


Figure 6.4 Graphical Representation of a Rendezvous

Example: Actor Task

```

task Water_Monitor; -- specification
task body body Water_Monitor is -- body
begin
  loop
    if Water_Level > Max_Level
      then Sound_Alarm;
    end if;
    delay 1.0; -- No further execution
              -- for at least 1 second
  end loop;
end Water_Monitor;

```

Multiple Entry Points

- Tasks can have more than one **entry point**
 - The specification task has an entry clause for each
 - The task body has an accept clause for each entry clause, placed in a select clause, which is in a loop

A Task with Multiple Entries

```

task body Teller is
  loop
    select
      accept Drive_Up(formal params) do
        ...
      end Drive_Up;
      or
      accept Walk_Up(formal params) do
        ...
      end Walk_Up;
      ...
    end select;
  end loop;
end Teller;

```

Semantics of Tasks with Multiple accept Clauses

- If exactly one entry queue is nonempty, choose a message from it
- If more than one entry queue is nonempty, choose one, nondeterministically, from which to accept a message
- If all are empty, wait
- The construct is often called a selective wait
- Extended accept clause - code following the clause, but before the next clause
 - Executed concurrently with the caller

Cooperation Synchronization with Message Passing

- Provided by Guarded **accept** clauses
when not Full(Buffer) =>
accept Deposit (New_Value) do
- An accept clause with a with a when clause is either *open* or *closed*
 - A clause whose guard is true is called *open*
 - A clause whose guard is false is called *closed*
 - A clause without a guard is always open

Semantics of select with Guarded accept Clauses:

- select first checks the guards on all clauses
- If exactly one is open, its queue is checked for messages
- If more than one are open, non-deterministically choose a queue among them to check for messages
- If all are closed, it is a runtime error
- A select clause can include an else clause to avoid the error
 - When the else clause completes, the loop repeats

Example of a Task with Guarded accept Clauses

- Note: The station may be out of gas and there may or may not be a position available in the garage
task Gas_Station_Attendant is
 entry Service_Island (Car : Car_Type);
 entry Garage (Car : Car_Type);
end Gas_Station_Attendant;

Example of a Task with Guarded accept Clauses

```
task body Gas_Station_Attendant is
begin
    loop
        select
            when Gas_Available =>
                accept Service_Island (Car : Car_Type) do
                    Fill_With_Gas (Car);
                end Service_Island;
            or
            when Garage_Available =>
                accept Garage (Car : Car_Type) do
                    Fix (Car);
                end Garage;
            else
                Sleep;
            end select;
        end loop;
    end Gas_Station_Attendant;
```

Competition Synchronization with Message Passing

- Modeling mutually exclusive access to shared data
- Example--a shared buffer
- Encapsulate the buffer and its operations in a task
- Competition synchronization is implicit in the semantics of accept clauses
 - Only one accept clause in a task can be active at any given time

Task Termination

- The execution of a task is *completed* if control has reached the end of its code body
- If a task has created no dependent tasks and is completed, it is *terminated*
- If a task has created dependent tasks and is completed, it is not terminated until all its dependent tasks are terminated

The terminate Clause

- A terminate clause in a select is just a terminate statement
- A terminate clause is selected when no accept clause is open
- When a terminate is selected in a task, the task is terminated only when its master and all of the dependents of its master are either completed or are waiting at a terminate
- A block or subprogram is not left until all of its dependent tasks are terminated

Message Passing Priorities

- The priority of any task can be set with the pragma **priority** pragma Priority (expression);
- The priority of a task applies to it only when it is in the task ready queue

Binary Semaphores

- For situations where the data to which access is to be controlled is NOT encapsulated in a task

```
task Binary_Semaphore is
    entry Wait;
    entry release;
end Binary_Semaphore;
task body Binary_Semaphore is
begin
    loop
        accept Wait;
        accept Release;
    end loop;
end Binary_Semaphore;
```

Concurrency in Ada 95

- Ada 95 includes Ada 83 features for concurrency, plus two new features
 - Protected objects: A more efficient way of implementing shared data to allow access to a shared data structure to be done without rendezvous
 - Asynchronous communication

Ada 95: Protected Objects

- A *protected object* is similar to an abstract data type
- Access to a protected object is either through messages passed to entries, as with a task, or through protected subprograms
- A protected procedure provides mutually exclusive read-write access to protected objects
- A protected function provides concurrent read-only access to protected objects

Asynchronous Communication

- Provided through asynchronous select structures
- An asynchronous select has two triggering alternatives, an entry clause or a delay
 - The entry clause is triggered when sent a message
 - The delay clause is triggered when its time limit is reached

Evaluation of the Ada

- Message passing model of concurrency is powerful and general
- Protected objects are a better way to provide synchronized shared data
- In the absence of distributed processors, the choice between monitors and tasks with message passing is somewhat a matter of taste
- For distributed systems, message passing is a better model for concurrency

Java Threads

- The concurrent units in Java are methods named run
 - A run method code can be in concurrent execution with other such methods
 - The process in which the run methods execute is called a *thread*

```
Class myThread extends Thread{
    public void run () {...}
}
...
Thread myTh = new MyThread ();
myTh.start();
```

Controlling Thread Execution

- The Thread class has several methods to control the execution of threads
 - The yield is a request from the running thread to voluntarily surrender the processor
 - The sleep method can be used by the caller of the method to block the thread
 - The join method is used to force a method to delay its execution until the run method of another thread has completed its execution

Thread Priorities

- A thread's default priority is the same as the thread that create it
 - If main creates a thread, its default priority is NORM_PRIORITY
- Threads defined two other priority constants, MAX_PRIORITY and MIN_PRIORITY
- The priority of a thread can be changed with the methods setPriority

Competition Synchronization with Java Threads

- A method that includes the synchronized modifier disallows any other method from running on the object while it is in execution

```
...
public synchronized void deposit( int i) {...}
public synchronized int fetch() {...}
...
```

- The above two methods are synchronized which prevents them from interfering with each other
- If only a part of a method must be run without interference, it can be synchronized through synchronized statement

```
synchronized (expression)
statement
```

Cooperation Synchronization with Java Threads

- Cooperation synchronization in Java is achieved via wait, notify, and notifyAll methods
 - All methods are defined in Object, which is the root class in Java, so all objects inherit them
- The wait method must be called in a loop

- The notify method is called to tell one waiting thread that the event it was waiting has happened
- The notifyAll method awakens all of the threads on the object's wait list

Java's Thread Evaluation

- Java's support for concurrency is relatively simple but effective
- Not as powerful as Ada's tasks

C# Threads

- Loosely based on Java but there are significant differences
- Basic thread operations
 - Any method can run in its own thread
 - A thread is created by creating a Thread object
 - Creating a thread does not start its concurrent execution; it must be requested through the Start method
 - A thread can be made to wait for another thread to finish with Join
 - A thread can be suspended with Sleep
 - A thread can be terminated with Abort

Synchronizing Threads

- Three ways to synchronize C# threads
 - The Interlocked class
- Used when the only operations that need to be synchronized are incrementing or decrementing of an integer
 - The lock statement
- Used to mark a critical section of code in a thread lock (expression) { ... }
 - The Monitor class
- Provides four methods that can be used to provide more sophisticated synchronization

C#'s Concurrency Evaluation

- An advance over Java threads, **e.g.**, any method can run its own thread
- Thread termination is cleaner than in Java
- Synchronization is more sophisticated

Statement-Level Concurrency

- Objective: Provide a mechanism that the programmer can use to inform compiler of ways it can map the program onto multiprocessor architecture
- Minimize communication among processors and the memories of the other processors

High-Performance Fortran

- A collection of extensions that allow the programmer to provide information to the compiler to help it optimize code for multiprocessor computers
- Specify the number of processors, the distribution of data over the memories of those processors, and the alignment of data

Primary HPF Specifications

- Number of processors
!HPF\$ PROCESSORS procs (n)
- Distribution of data
!HPF\$ DISTRIBUTE (kind) ONTO procs :: identifier_list
– *kind can be BLOCK (distribute data to processors in blocks) or CYCLIC (distribute data to processors one element at a time)*

- Relate the distribution of one array with that of another

ALIGN array1_element WITH array2_element

Statement-Level Concurrency Example

REAL list_1(1000), list_2(1000)

INTEGER list_3(500), list_4(501)

!HPF\$ PROCESSORS proc (10)

!HPF\$ DISTRIBUTE (BLOCK) ONTO procs ::

list_1, list_2

!HPF\$ ALIGN list_1(index) WITH

list_4 (index+1)

...

list_1 (index) = list_2(index)

list_3(index) = list_4(index+1)

- FORALL statement is used to specify a list of statements that may be executed concurrently

FORALL (index = 1:1000)

list_1(index) = list_2(index)

- Specifies that all 1,000 RHSs of the assignments can be evaluated before any assignment takes place

Summary

- Concurrent execution can be at the instruction, statement, or subprogram level
- Physical concurrency: when multiple processors are used to execute concurrent units
- Logical concurrency: concurrent units are executed on a single processor
- Two primary facilities to support subprogram concurrency: competition synchronization and cooperation synchronization
- Mechanisms: semaphores, monitors, rendezvous, threads
- High-Performance Fortran provides statements for specifying how data is to be distributed over the memory units connected to multiple processors

Exception Handling & Logic Programming Language

Introduction to Exception Handling

- In a language without exception handling
 - When an exception occurs, control goes to the operating system, where a message is displayed and the program is terminated
- In a language with exception handling
 - Programs are allowed to trap some exceptions, thereby providing the possibility of fixing the problem and continuing

4.11 Basic Concepts - C03

- Many languages allow programs to trap input/output errors (including EOF)
- An *exception* is any unusual event, either erroneous or not, detectable by either hardware or software, that may require special processing
- The special processing that may be required after detection of an exception is called *exception handling*
- The exception handling code unit is called an *exception handler*

Exception Handling Alternatives

- An exception is raised when its associated event occurs
- A language that does not have exception handling capabilities can still define, detect, raise, and handle exceptions (user defined, software detected)
- Alternatives:
 - Send an auxiliary parameter or use the return value to indicate the return status of a subprogram
 - Pass an exception handling subprogram to all subprograms

Advantages of Built-in Exception Handling

- Error detection code is tedious to write and it clutters the program
- Exception handling encourages programmers to consider many different possible errors
- Exception propagation allows a high level of reuse of exception handling code

Design Issues

- How are user-defined exceptions specified?
- Should there be default exception handlers for programs that do not provide their own?
- Can built-in exceptions be explicitly raised?
- Are hardware-detectable errors treated as exceptions that can be handled?
- Are there any built-in exceptions?
- How can exceptions be disabled, if at all?
- How and where exception handlers specified and what are their scope?
- How is an exception occurrence bound to an exception handler?
- Can information about the exception be passed to the handler?
- Where does execution continue, if at all, after an exception handler completes its execution? (continuation vs. resumption)
- Is some form of finalization provided?

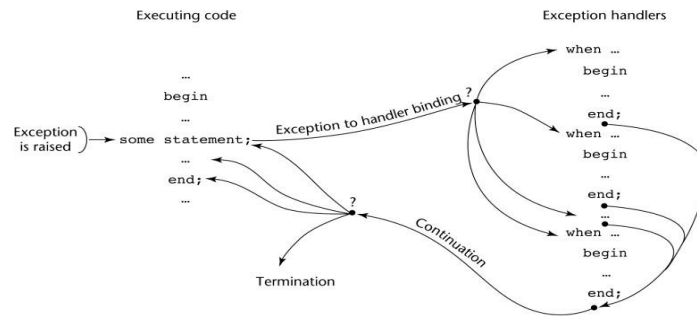


Figure 7.1 Exception Handling Control Flow

4.12 Exception Handling in Ada - C03

- The frame of an exception handler in Ada is either a subprogram body, a package body, a task, or a block
- Because exception handlers are usually local to the code in which the exception can be raised, they do not have parameters

Ada Exception Handlers

- Handler form:


```
when exception_choice{ |exception_choice } => statement_sequence
...
[when others =>
  statement_sequence]
exception_choice form:
  exception_name | others
```

- Handlers are placed at the end of the block or unit in which they occur

Binding Exceptions to Handlers

- If the block or unit in which an exception is raised does not have a handler for that exception, the exception is propagated elsewhere to be handled
 - Procedures - propagate it to the caller
 - Blocks - propagate it to the scope in which it appears
 - Package body - propagate it to the declaration part of the unit that declared the package (if it is a library unit, the program is terminated)
 - Task - no propagation; if it has a handler, execute it; in either case, mark it "completed"

Continuation

- The block or unit that raises an exception but does not handle it is always terminated (also any block or unit to which it is propagated that does not handle it)

Other Design Choices

- User-defined Exceptions form:


```
exception_name_list : exception;
```
- Raising Exceptions form:


```
raise [exception_name]
```

 - (the exception name is not required if it is in a handler--in this case, it propagates the same exception)

- Exception conditions can be disabled with:

```
pragma SUPPRESS(exception_list)
```

Predefined Exceptions

- CONSTRAINT_ERROR - index constraints, range constraints, etc.
- NUMERIC_ERROR - numeric operation cannot return a correct value (overflow, division by zero, etc.)

- PROGRAM_ERROR - call to a subprogram whose body has not been elaborated
- STORAGE_ERROR - system runs out of heap
- TASKING_ERROR - an error associated with tasks

Evaluation

- The Ada design for exception handling embodies the state-of-the-art in language design in 1980
- A significant advance over PL/I
- Ada was the only widely used language with exception handling until it was added to C++

4.13 Exception Handling in C++ - CO3

- Added to C++ in 1990
- Design is based on that of CLU, Ada, and ML

C++ Exception Handlers

- Exception Handlers Form:

```

try {
    -- code that is expected to raise an exception
}
catch (formal parameter) {
    -- handler code
}
...
catch (formal parameter) {
    -- handler code
}

```

The catch Function

- catch is the name of all handlers--it is an overloaded name, so the formal parameter of each must be unique
- The formal parameter need not have a variable
 - It can be simply a type name to distinguish the handler it is in from others
- The formal parameter can be used to transfer information to the handler
- The formal parameter can be an ellipsis, in which case it handles all exceptions not yet handled

Throwing Exceptions

- Exceptions are all raised explicitly by the statement: *throw [expression];*
- The brackets are metasympols
- A throw without an operand can only appear in a handler; when it appears, it simply re-raises the exception, which is then handled elsewhere
- The type of the expression disambiguates the intended handler

Unhandled Exceptions

- An unhandled exception is propagated to the caller of the function in which it is raised
- This propagation continues to the main function

Continuation

- After a handler completes its execution, control flows to the first statement after the last handler in the sequence of handlers of which it is an element
- Other design choices

- All exceptions are user-defined
- Exceptions are neither specified nor declared
- Functions can list the exceptions they may raise
- Without a specification, a function can raise any exception (the throw clause)

Evaluation

- It is odd that exceptions are not named and that hardware- and system software-detectable exceptions cannot be handled
- Binding exceptions to handlers through the type of the parameter certainly does not promote readability

4.13 Exception Handling in Java - C03

- Based on that of C++, but more in line with OOP philosophy
- All exceptions are objects of classes that are descendants of the Throwable class

Classes of Exceptions

- The Java library includes two subclasses of Throwable :
 - Error
 - Thrown by the Java interpreter for events such as heap overflow
 - Never handled by user programs
 - Exception
 - User-defined exceptions are usually subclasses of this
 - Has two predefined subclasses, IOException and RuntimeException
e.g., ArrayIndexOutOfBoundsException and NullPointerException

Java Exception Handlers

- Like those of C++, except every catch requires a named parameter and all parameters must be descendants of Throwable
- Syntax of try clause is exactly that of C++
- Exceptions are thrown with throw, as in C++, but often the throw includes the new operator to create the object, as in: *throw new MyException();*

Binding Exceptions to Handlers

- Binding an exception to a handler is simpler in Java than it is in C++
 - An exception is bound to the first handler with a parameter is the same class as the thrown object or an ancestor of it
- An exception can be handled and rethrown by including a throw in the handler (a handler could also throw a different exception)

Continuation

- If no handler is found in the method, the exception is propagated to the method's caller
- If no handler is found (all the way to main), the program is terminated
- To ensure that all exceptions are caught, a handler can be included in any try construct that catches all exceptions
 - Simply use an Exception class parameter
 - Of course, it must be the last in the try construct

Checked and Unchecked Exceptions

- The Java throws clause is quite different from the throw clause of C++
- Exceptions of class Error and RuntimeException and all of their descendants are called unchecked exceptions; all other exceptions are called checked exceptions
- Checked exceptions that may be thrown by a method must be either:
 - Listed in the throws clause, or
 - Handled in the method

Other Design Choices

- A method cannot declare more exceptions in its throws clause than the method it overrides
- A method that calls a method that lists a particular checked exception in its throws clause has three alternatives for dealing with that exception:
 - Catch and handle the exception
 - Catch the exception and throw an exception that is listed in its own throws clause
 - Declare it in its throws clause and do not handle it

The finally Clause

- Can appear at the end of a try construct
- Form:
finally {..}
- Purpose: To specify code that is to be executed, regardless of what happens in the try construct

Example

- A try construct with a finally clause can be used outside exception handling

```
try {
    for (index = 0; index < 100; index++) {
        ...
        if (...) {
            return;
        } /** end of if
        } /** end of try clause
    finally {
        ...
    } /** end of try construct
```

Assertions

- Statements in the program declaring a boolean expression regarding the current state of the computation
- When evaluated to true nothing happens
- When evaluated to false an AssertionError exception is thrown
- Can be disabled during runtime without program modification or recompilation
- Two forms
 - `assert condition;`
 - `assert condition: expression;`

Evaluation

- The types of exceptions makes more sense than in the case of C++
- The throws clause is better than that of C++ (The throw clause in C++ says little to the programmer)
- The finally clause is often useful
- The Java interpreter throws a variety of exceptions that can be handled by user programs

Summary of Exception Handling

- Ada provides extensive exception-handling facilities with a comprehensive set of built-in exceptions.
- C++ includes no predefined exceptions. Exceptions are bound to handlers by connecting the type of expression in the throw statement to that of the formal parameter of the catch function
- Java exceptions are similar to C++ exceptions except that a Java exception must be a descendant of the Throwable class. Additionally Java includes a finally clause

4.14 Logic Programming Introduction CO4

- *Logic* programming languages, sometimes called *declarative* programming languages
- Express programs in a form of symbolic logic
- Use a logical inferencing process to produce results
- *Declarative* rather than *procedural*:
 - Only specification of *results* are stated (not detailed *procedures* for producing them)

Proposition

- A logical statement that may or may not be true
 - Consists of objects and relationships of objects to each other

Symbolic Logic

- Logic which can be used for the basic needs of formal logic:
 - Express propositions
 - Express relationships between propositions
 - Describe how new propositions can be inferred from other propositions
- Particular form of symbolic logic used for logic programming called *predicate calculus*

Object Representation

- Objects in propositions are represented by simple terms: either constants or variables
- *Constant*: a symbol that represents an object
- *Variable*: a symbol that can represent different objects at different times
 - Different from variables in imperative languages

Compound Terms

- *Atomic propositions* consist of compound terms
- *Compound term*: one element of a mathematical relation, written like a mathematical function
 - Mathematical function is a mapping
 - Can be written as a table

Parts of a Compound Term

- Compound term composed of two parts
 - *Functor*: function symbol that names the relationship
 - Ordered list of parameters (tuple)
- Examples:
 - student(jon)*
 - like(seth, OSX)*
 - like(nick, windows)*
 - like(jim, linux)*

Forms of a Proposition

- Propositions can be stated in two forms:
 - *Fact*: proposition is assumed to be true
 - *Query*: truth of proposition is to be determined
- Compound proposition:
 - Have two or more atomic propositions
 - Propositions are connected by operators

Logical Operators

Name	Symbol	Example	Meaning
Negation	\neg	$\neg a$	a not b
Conjunction	\cap	$a \cap b$	a and b
Disjunction	\cup	$a \cup b$	a or b
Equivalence	\equiv	$a \equiv b$	a is equivalent to b
Implication	\supset	$a \supset b$	a implies b
	\subset	$a \subset b$	b implies a

Quantifiers

Name	Example	Meaning
universal	$\forall X.P$	For all X, P is true
existential	$\exists X.P$	There exists a value of X such that P is true

Clausal Form

- Too many ways to state the same thing
- Use a standard form for propositions
- *Clausal form*:
 - $B_1 \cup B_2 \cup \dots \cup B_n \subset A_1 \cap A_2 \cap \dots \cap A_m$
 - means if all the As are true, then at least one B is true
- *Antecedent*: right side
- *Consequent*: left side

Predicate Calculus and Proving Theorems

- A use of propositions is to discover new theorems that can be inferred from known axioms and theorems
- *Resolution*: an inference principle that allows inferred propositions to be computed from given propositions

Resolution

- *Unification*: finding values for variables in propositions that allows matching process to succeed
- *Instantiation*: assigning temporary values to variables to allow unification to succeed
- After instantiating a variable with a value, if matching fails, may need to *backtrack* and instantiate with a different value

Theorem Proving

- Basis for logic programming
- When propositions used for resolution, only restricted form can be used
- *Horn clause* - can have only two forms
 - *Headed*: single atomic proposition on left side
 - *Headless*: empty left side (used to state facts)
- Most propositions can be stated as Horn clauses

An Overview of Logic Programming

- Declarative semantics
 - There is a simple way to determine the meaning of each statement
 - Simpler than the semantics of imperative languages
- Programming is nonprocedural
 - Programs do not state how a result is to be computed, but rather the form of the result

The Origins of Prolog

- University of Aix-Marseille
 - Natural language processing
- University of Edinburgh
 - Automated theorem proving

4.15 The Basic Elements of ProLog C04

- Edinburgh Syntax
- *Term*: a constant, variable, or structure
- *Constant*: an atom or an integer
- *Atom*: symbolic value of Prolog
- Atom consists of either:
 - a string of letters, digits, and underscores beginning with a lowercase letter
 - a string of printable ASCII characters delimited by apostrophes

Terms: Variables and Structures

- *Variable*: any string of letters, digits, and underscores beginning with an uppercase letter
- *Instantiation*: binding of a variable to a value
 - Lasts only as long as it takes to satisfy one complete goal
- *Structure*: represents atomic proposition
 functor(parameter list)

Fact Statements

- Used for the hypotheses
- Headless Horn clauses
 female(shelley).
 male(bill).
 father(bill, jake).

Rule Statements

- Used for the hypotheses
- Headed Horn clause
- Right side: *antecedent* (**if** part)
 - May be single term or conjunction
- Left side: *consequent* (**then** part)
 - Must be single term
- *Conjunction*: multiple terms separated by logical AND operations (implied)

Example Rules

- *ancestor(mary,shelley):- mother(mary,shelley).*
- Can use variables (*universal objects*) to generalize meaning:
 parent(X,Y):- mother(X,Y).
 parent(X,Y):- father(X,Y).
 grandparent(X,Z):- parent(X,Y), parent(Y,Z).
 sibling(X,Y):- mother(M,X), mother(M,Y),
 father(F,X), father(F,Y).

Goal Statements

- For theorem proving, theorem is in form of proposition that we want system to prove or disprove – *goal statement*
- Same format as headless Horn
 man(fred)
- Conjunctive propositions and propositions with variables also legal goals
 father(X,mike)

Inferencing Process of Prolog

- Queries are called goals

- If a goal is a compound proposition, each of the facts is a subgoal
- To prove a goal is true, must find a chain of inference rules and/or facts.

For goal Q:

B :- A
 C :- B
 ...
 Q :- P

- Process of proving a subgoal called matching, satisfying, or resolution

Approaches

- *Bottom-up resolution, forward chaining*
 - Begin with facts and rules of database and attempt to find sequence that leads to goal
 - Works well with a large set of possibly correct answers
- *Top-down resolution, backward chaining*
 - Begin with goal and attempt to find sequence that leads to set of facts in database
 - Works well with a small set of possibly correct answers
- Prolog implementations use backward chaining

Subgoal Strategies

- When goal has more than one subgoal, can use either
 - Depth-first search: find a complete proof for the first subgoal before working on others
 - Breadth-first search: work on all subgoals in parallel
- Prolog uses depth-first search
 - Can be done with fewer computer resources

Backtracking

- With a goal with multiple subgoals, if fail to show truth of one of subgoals, reconsider previous subgoal to find an alternative solution: *backtracking*
- Begin search where previous search left off
- Can take lots of time and space because may find all possible proofs to every subgoal

Simple Arithmetic

- Prolog supports integer variables and integer arithmetic
- is operator: takes an arithmetic expression as right operand and variable as left operand

A is B / 17 + C
- Not the same as an assignment statement!

Example

```
speed(ford,100).
speed(chevy,105).
speed(dodge,95).
speed(volvo,80).
time(ford,20).
time(chevy,21).
time(dodge,24).
time(volvo,24).
distance(X,Y) :-      speed(X,Speed),
                       time(X,Time),
                       Y is Speed * Time.
```

Trace

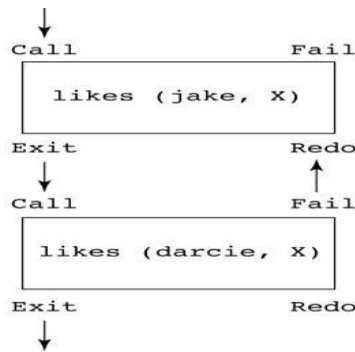
- Built-in structure that displays instantiations at each step
- *Tracing model* of execution - four events:
 - *Call* (beginning of attempt to satisfy goal)
 - *Exit* (when a goal has been satisfied)

- *Redo* (when backtrack occurs)
- *Fail* (when goal fails)

Example

```
likes(jake,chocolate).
likes(jake,apricots).
likes(darcie,licorice).
likes(darcie,apricots).
```

```
trace.
likes(jake,X),
likes(darcie,X).
```



List Structures

- Other basic data structure (besides atomic propositions we have already seen): list
- *List* is a sequence of any number of elements
- Elements can be atoms, atomic propositions, or other terms (including other lists)

[apple, prune, grape, kumquat]

[] (empty list)

[X | Y] (head X and tail Y)

Append Example

```
append([], List, List).
append([Head | List_1], List_2, [Head | List_3]) :-
append (List_1, List_2, List_3).
```

Reverse Example

```
reverse([], []).
reverse([Head | Tail], List) :-
reverse (Tail, Result),
append (Result, [Head], List).
```

Deficiencies of Prolog

- Resolution order control
- The closed-world assumption
- The negation problem
- Intrinsic limitations

4.16 Applications of Logic Programming - C04

- Relational database management systems
- Expert systems
- Natural language processing

Summary of Logic Programming

- Symbolic logic provides basis for logic programming
- Logic programs should be nonprocedural
- Prolog statements are facts, rules, or goals
- Resolution is the primary activity of a Prolog interpreter
- Although there are a number of drawbacks with the current state of logic programming it has been used in a number of areas

UNIT-5

Functional Programming Languages & Scripting Language

5.1 Functional Programming Language Introduction - C05

- The design of the imperative languages is based directly on the *von Neumann architecture*
 - Efficiency is the primary concern, rather than the suitability of the language for software development
- The design of the functional languages is based on *mathematical functions*
 - A solid theoretical basis that is also closer to the user, but relatively unconcerned with the architecture of the machines on which programs will run

Mathematical Functions

- A mathematical function is a *mapping* of members of one set, called the *domain set*, to another set, called the *range set*
- A *lambda expression* specifies the parameter(s) and the mapping of a function in the following form

$$\lambda(x) x * x * x$$

for the function cube $(x) = x * x * x$

Lambda Expressions

- Lambda expressions describe nameless functions
- Lambda expressions are applied to parameter(s) by placing the parameter(s) after the expression

$$\text{e.g., } (\lambda(x) x * x * x)(2)$$

which evaluates to 8

Functional Forms

- A higher-order function, or *functional form*, is one that either takes functions as parameters or yields a function as its result, or both

Function Composition

- A functional form that takes two functions as parameters and yields a function whose value is the first actual parameter function applied to the application of the second

$$\text{Form: } h \circ f \circ g$$

which means $h(x) = f(g(x))$

For $f(x) = x + 2$ and $g(x) = 3 * x$,

$h \circ f \circ g$ yields $(3 * x) + 2$

Apply-to-all

- A functional form that takes a single function as a parameter and yields a list of values obtained by applying the given function to each element of a list of parameters

Form: α

For $h(x) = x * x$

$\alpha(h, (2, 3, 4))$ yields $(4, 9, 16)$

5.2 Fundamentals of Functional Programming Languages- C05

- The objective of the design of a FPL is to mimic mathematical functions to the greatest extent possible
- The basic process of computation is fundamentally different in a FPL than in an imperative language

- In an imperative language, operations are done and the results are stored in variables for later use
- Management of variables is a constant concern and source of complexity for imperative programming
- In an FPL, variables are not necessary, as is the case in mathematics

Referential Transparency

- In an FPL, the evaluation of a function always produces the same result given the same parameters

The First Functional Programming Language : LISP - C05

LISP Data Types and Structures

- *Data object types*: originally only atoms and lists
- *List form*: parenthesized collections of sublists and/or atoms
e.g., (A B (C D) E)
- Originally, LISP was a typeless language
- LISP lists are stored internally as single-linked lists

LISP Interpretation

- Lambda notation is used to specify functions and function definitions.
Function applications and data have the same form.
e.g., If the list (A B C) is interpreted as data it is a simple list of three atoms, A, B and C
If it is interpreted as a function application, it means that the function named A is applied to the two parameters, B and C
- The first LISP interpreter appeared only as a demonstration of the universality of the computational capabilities of the notation

5.3 ML - C05

- A static-scoped functional language with syntax that is closer to Pascal than to LISP
- Uses type declarations, but also does *type inferencing* to determine the types of undeclared variables
- It is strongly typed (whereas Scheme is essentially typeless) and has no type coercions
- Includes exception handling and a module facility for implementing abstract data types
- Includes lists and list operations

ML Specifics

- Function declaration form:
fun name (parameters) = body;
e.g., *fun cube (x : int) = x * x * x;*
 - The type could be attached to return value, as in
*fun cube (x) : int = x * x * x;*
 - With no type specified, it would default to
int (the default for numeric values)
 - User-defined overloaded functions are not allowed, so if we wanted a cube function for real parameters, it would need to have a different name
 - There are no type coercions in ML
- ML selection
if expression then then_expression
else else_expression

where the first expression must evaluate to a Boolean value

- Pattern matching is used to allow a function to operate on different parameter forms

```
fun fact(0) = 1
  | fact(n : int) : int = n * fact(n - 1)
```

- Lists

Literal lists are specified in brackets

[3, 5, 7]

[] is the empty list

CONS is the binary infix operator, ::

4 :: [3, 5, 7], which evaluates to [4, 3, 5, 7]

CAR is the unary operator hd

CDR is the unary operator tl

```
fun length([]) = 0
```

```
| length(h :: t) = 1 + length(t);
```

```
fun append([], lis2) = lis2
```

```
| append(h :: t, lis2) = h :: append(t, lis2);
```

- The val statement binds a name to a value (similar to DEFINE in Scheme)

```
val distance = time * speed;
```

- As is the case with DEFINE, val is nothing like an assignment statement in an imperative language

5.4 Haskell - CO5

- Similar to ML (syntax, static scoped, strongly typed, type inferencing, pattern matching)
- Different from ML (and most other functional languages) in that it is *purely* functional (**e.g.**, no variables, no assignment statements, and no side effects of any kind)

Syntax differences from ML

```
fact 0 = 1
fact n = n * fact (n - 1)
fib 0 = 1
fib 1 = 1
fib (n + 2) = fib (n + 1) + fib n
```

Function Definitions with Different Parameter Ranges

```
fact n
| n == 0 = 1
| n > 0 = n * fact(n - 1)
```

```
sub n
| n < 10 = 0
| n > 100 = 2
| otherwise = 1
square x = x * x
```

- Works for any numeric type of x

Lists

- List notation: Put elements in brackets
e.g., directions = ["north", "south", "east", "west"]
- Length: #
e.g., #directions is 4
- Arithmetic series with the .. operator
e.g., [2, 4..10] is [2, 4, 6, 8, 10]
- Catenation is with ++
e.g., [1, 3] ++ [5, 7] results in [1, 3, 5, 7]

- CONS, CAR, CDR via the colon operator (as in Prolog)
e.g., 1:[3, 5, 7] results in [1, 3, 5, 7]

Factorial Revisited

```
product [] = 1
product (a:x) = a * product x
fact n = product [1..n]
```

List Comprehension

- Set notation
- List of the squares of the first 20 positive integers: [n * n | n ← [1..20]]
- All of the factors of its given parameter:
factors n = [i | i ← [1..n div 2],
n mod i == 0]

Quicksort

```
sort [] = []
sort (a:x) =
  sort [b | b ← x; b <= a] ++
  [a] ++
  sort [b | b ← x; b > a]
```

Lazy Evaluation

- A language is *strict* if it requires all actual parameters to be fully evaluated
- A language is *nonstrict* if it does not have the strict requirement
- Nonstrict languages are more efficient and allow some interesting capabilities
 - *infinite lists*
- Lazy evaluation - Only compute those values that are necessary
- Positive numbers
positives = [0..]
- Determining if 16 is a square number
member [] b = False
member(a:x) b=(a == b)||member x b
squares = [n * n | n ← [0..]]
member squares 16

Member Revisited

- The member function could be written as:
member [] b = False
member(a:x) b=(a == b)||member x b
- However, this would only work if the parameter to squares was a perfect square; if not, it will keep generating them forever. The following version will always work:
member2 (m:x) n
| m < n = member2 x n
| m == n = True
| otherwise = False

5.5 Applications of Functional Languages - CO5

- APL is used for throw-away programs
- LISP is used for artificial intelligence
 - Knowledge representation
 - Machine learning
 - Natural language processing
 - Modeling of speech and vision
- Scheme is used to teach introductory programming at some universities

Comparing Functional and Imperative Languages

- Imperative Languages:
 - Efficient execution
 - Complex semantics
 - Complex syntax
 - Concurrency is programmer designed
- Functional Languages:
 - Simple semantics
 - Simple syntax
 - Inefficient execution
 - Programs can automatically be made concurrent

Summary of Functional Programming Languages

- Functional programming languages use function application, conditional expressions, recursion, and functional forms to control program execution instead of imperative features such as variables and assignments
- LISP began as a purely functional language and later included imperative features
- Scheme is a relatively simple dialect of LISP that uses static scoping exclusively
- COMMON LISP is a large LISP-based language
- ML is a static-scoped and strongly typed functional language which includes type inference, exception handling, and a variety of data structures and abstract data types
- Haskell is a lazy functional language supporting infinite lists and set comprehension.
- Purely functional languages have advantages over imperative alternatives, but their lower efficiency on existing machine architectures has prevented them from enjoying widespread use

Pragmatics

A software system often consists of a number of subsystems controlled or connected by a script. **Scripting** is a paradigm characterized by:

- Use of scripts to glue subsystems together.
- Rapid development and evolution of scripts.
- Modest efficiency requirements.
- Very high-level functionality in application-specific areas.

Key Concepts

The following concepts are characteristic of scripting languages:

- Very high-level string processing.
- Very high-level graphical user interface support.
- Dynamic typing.

Case Study: PYTHON

- PYTHON was designed in the early 1990s by Guido van Rossum.
- It has been used to help implement the successful Web search engine GOOGLE, and in a variety of other application areas ranging from science fiction (visual effects for the *Star Wars* series) to real science (computer-aided design in NASA).

Values and Types

- PYTHON has a limited repertoire of primitive types: integer, real, and complex numbers.
- It has no specific character type; single-character strings are used instead. Its boolean values (named False and True) are just small integers.
- PYTHON has a rich repertoire of composite types: tuples, strings, lists, dictionaries and objects. A PYTHON list is a heterogeneous sequence of values.
- A *dictionary* (sometimes called an associative array) is a heterogeneous mapping from keys to values, where the keys are distinct immutable values.
- The following code illustrates tuple construction:

```
date = 1998, "Nov", 19
```

Now `date[0]` yields 1998, `date[1]` yields "Nov", and `date[2]` yields 19.

- The following code illustrates two list constructions, which construct a homogeneous list and a heterogeneous list, respectively:

```
primes = [2, 3, 5, 7, 11]
```

```
years = ["unknown", 1314, 1707, date[0]]
```

Now `primes[0]` yields 2, `years[1]` yields 1314, `years[3]` yields 1998, "`years[0] = 843`" updates the first component of `years`, and so on. Also, "`years.append(1999)`" adds 1999 at the end of `years`.

- The following code illustrates dictionary construction:

```
phones = {"David": 6742, "Carol": 6742, "Ali": 6046}
```

Now `phones["Carol"]` yields 6742, `phones["Ali"]` yields 6046, "`phones["Ali"] = 1234`" updates the component of `phones` whose key is "Ali", and so on. Also, "`David`" in `phones` returns True, and "`phones.keys()`" returns a list containing "Ali", "Carol", and "David" (in no particular order).

Variables, Storage and Control

- PYTHON supports global and local variables.
- Variables are not explicitly declared, simply initialized by assignment. After initialization, a variable may later be assigned any value of any type.
- PYTHON's repertoire of commands include assignments, procedure calls, conditional (if- but *not* case-) commands, iterative (while- and for-) commands and exception-handling commands.
- However, PYTHON differs from C in not allowing an assignment to be used as an expression.
- PYTHON additionally supports simultaneous assignment.
- For example:

```
y, m, d = date
```

assigns the three components of the tuple `date` to three separate variables.

Also:

```
m, n = n, m
```

concisely swaps the values of two variables `m` and `n`. (Actually, it first constructs a pair, then assigns the two components of the pair to the two left-side variables)

- PYTHON if- and while-commands are conventional.
- PYTHON for-commands support definite iteration.
- We can easily achieve the conventional iteration over a sequence of numbers by using the library procedure `range(m,n)`, which returns a list of integers from `m` through `n-1`.

- PYTHON supports break, continue, and return sequencers. It also supports exceptions, which are objects of a subclass of Exception, and which can carry values.

- The following code computes the Greatest Common Divisor of two integers, m and n:

```
p, q = m, n
while p % q != 0:
    p, q = q, p % q
gcd = q
```

- Note the elegance of simultaneous assignment.
- Note also that indentation is required to indicate the extent of the loop body.
- The following code sums the numeric components of a list row, ignoring any nonnumeric components:

```
sum = 0.0
for x in row:
    if isinstance(x, (int, float)):
        sum += x
```

PYTHON Exceptions

- The following code prompts the user to enter a numeric literal, and stores the corresponding real number in num:

```
while True:
    try:
        response = raw_input("Enter a numeric literal: ")
        num = float(response)
        break
    except ValueError:
        print "Your response was ill-formed."
```

This while-command keeps prompting until the user enters a well-formed numeric literal. The library procedure `raw_input(...)` displays the given prompt and returns the user's response as a string. The type conversion "`float(response)`" attempts to convert the response to a real number. If this type conversion is possible, the following break sequencer terminates the loop. If not, the type conversion throws a `ValueError` exception, control is transferred to the `ValueError` exception handler, which displays a warning message, and finally the loop is iterated again.

Bindings and Scope

- A PYTHON program consists of a number of modules, which may be grouped into packages.
- Within a module we may initialize variables, define procedures, and declare classes. Within a procedure we may initialize local variables and define local procedures. Within a class we may initialize variable components and define procedures (methods).
- During a PYTHON session, we may interactively issue declarations, commands, and expressions from the keyboard.
- These are all acted upon immediately. Whenever we issue an expression, its value is displayed on the screen. We may also import a named module (or selected components of it) at any time.
- PYTHON was originally a dynamically-scoped language, but it is now statically scoped.

Procedural Abstraction

- PYTHON supports function procedures and proper procedures.
- The only difference is that a function procedure returns a value, while a proper procedure returns nothing.
- Since PYTHON is dynamically typed, a procedure definition states the name but not the type of each formal parameter. The corresponding argument may be of different types on different calls to the procedure.

PYTHON Procedures

- The following function procedure returns the greatest common divisor of its two arguments:

```
def gcd (m, n):  
    p, q = m, n  
    while p % q != 0:  
        p, q = q, p % q  
    return q
```

Here p and q are local variables.

- The following proper procedure takes a date represented by a triple and prints that date in ISO format (e.g., "2000-01-01"):

```
def print_date (date):  
    y, m, d = date  
    if m = "Jan":  
        m = 1  
    elif m = "Feb":  
        m = 2  
    ...  
    elif m = "Dec":  
        m = 12  
    print "%04d-%02d-%02d" % (y, m, d)
```

Here y, m, and d are local variables.

PYTHON procedure with dynamic typing

- The following function procedure illustrates the flexibility of dynamic typing. It returns the minimum and maximum component of a given sequence:

```
def minimax (vals):  
    min = max = vals[0]  
    for val in vals:  
        if val < min:  
            min = val  
        elif val > max:  
            max = val  
    return min, max
```

- In a call to this procedure, the argument may be either a tuple or a list.
- In effect it has two results, which we can easily separate using simultaneous assignment:

```
readings = [...]  
low, high = minimax(readings)
```

- Some older languages such as C have library procedures with variable numbers of arguments.
- PYTHON is almost unique in allowing such procedures to be defined by programmers.
- This is achieved by the simple expedient of allowing a single formal parameter to refer to a whole tuple (or dictionary) of arguments.

PYTHON procedure with a variable number of arguments

- The following proper procedure accepts any number of arguments, and prints them one per line:

```
def printall (*args):  
    for arg in args:  
        print arg
```
- The notation “*args” declares that args will refer to a *tuple* of arguments.
- All of the following procedure calls work successfully:

```
printall(name)  
printall(name, address)  
printall(name, address, zipcode)
```

Data Abstraction

- PYTHON has three different constructs relevant to data abstraction: packages, modules, and classes.
- Modules and classes support encapsulation, using a naming convention to distinguish between public and private components.
- A *package* is simply a group of modules. A *module* is a group of components that may be variables, procedures, and classes.
- These components may be imported for use by any other module. All components of a module are public, except those whose identifiers start with “_” which are private.
- A *class* is a group of components that may be class variables, class methods, and instance methods. A procedure defined in a class declaration acts as an instance method if its first formal parameter is named `self` and refers to an object of the class being declared. Otherwise the procedure acts as a class method.
- To achieve the effect of a constructor, we usually equip each class with an *initialization method* named “`__init__`”; this method is automatically called when an object of the class is constructed. Instance variables are named using the usual “.” Notation (as in `self.attr`), and they may be initialized by the initialization method or by any other method. All components of a class are public, except those whose identifiers start with “_”, which are private.

PYTHON Class

- Consider the following class:

```
class Person:  
    def __init__(self, sname, fname, gender, birth):  
        self._surname = sname  
        self._forename = fname  
        self._female = (gender == "F" or gender == "f")  
        self._birth = birth  
    def get_surname (self):  
        return self._surname  
    def change_surname (self, sname):  
        self._surname = sname  
    def print_details (self):  
        print self._forename + " " + self._surname
```
- This class is equipped with an initialization method and three other instance methods, each of which has a `self` parameter and perhaps some other parameters. In the following code:

```
dw = Person("Watt", "David", "M", 1946)
```

the object construction on the right first creates an object of class Person; it then passes the above arguments, together with a reference to the newly created object, to the initialization method. The latter initializes the object's instance variables, which are named `__surname`, `__forename`, `__female`, and `__birth` (and thus are all private).

- PYTHON supports multiple inheritance: a class may designate any number of superclasses. Ambiguous references to class components are resolved by searching the superclasses in the order in which they are named in the class declaration.
- PYTHON's support for object-oriented programming is developing but is not yet mature. The use of the “_” naming convention to indicate privacy is clumsy and error-prone; class components are public by default. Still more seriously, variable components can be created (and deleted) at any time, by any method and even by application code.

Separate Compilation

- PYTHON modules are compiled separately. Each module must explicitly import every other module on which it depends. Each module's source code is stored in a text file.
- For example, a module named `widget` is stored in a file named `widget.py`. When that module is first imported, it is compiled and its object code is stored in a file named `widget.pyc`.
- Whenever the module is subsequently imported, it is recompiled only if the source code has been edited in the meantime. Compilation is completely automatic.
- The PYTHON compiler does not reject code that refers to undeclared identifiers. Such code simply fails if and when it is executed.

Module Library

- PYTHON is equipped with a very rich module library, which supports string handling, markup, mathematics and cryptography, multimedia, GUIs, operating system services, Internet services, compilation, and so on.
- Unlike older scripting languages, PYTHON does not have built-in high-level string processing or GUI support. Instead, the PYTHON module library provides such functionality. For example, the *re* library module provides powerful string matching facilities using regular expressions.

Summary of Scripting Languages

- The pragmatic issues that influence the design of scripting languages: gluing, rapid development and evolution, modest efficiency requirements, and very high-level functionality in relevant areas.
- The concepts common to most scripting languages: very high-level support for string processing, very high-level support for GUIs, and dynamic typing.
- The design of a major scripting language PYTHON, resembles a conventional programming language, except that it is dynamically typed, and that it derives much of its expressiveness from a rich module library.