



Estd.: 2001



An ISO 9001 : 2000 CERTIFIED COLLEGE



Sri Indu College of Engineering & Technology

An Autonomous Institution under UGC

Recognized under 2(f) and 12(B) of UGC Act 1956
NBA & NAAC Accredited, Approved by AICTE and
Permanently affiliated to JNT University, Hyderabad.

Date: 24.08.2023.

STATEMENT OF FINANCE RELATED TO CONSULTANCY AND CORPORATE TRAINING

Sub: Statement of finance related to consultancy and corporate training revenue by the departments- reg.

Ref: Finance Statement for the year 2018-19 to 2022-23.

Certified that from the above budget, the consultancy service and corporate training revenue generated by the faculty of the departments for different research and development purposes information extracted from the revenue details stated in the statement for the last 5 years are as follows.


Amount Generated from consultancy and corporate training year wise during five years (INR in Lakhs)

Year	2022-23	2021-22	2020-21	2019-20	2018-19
INR in Lakhs	1.90	12.66	7.80	10.75	10.50
Total	43.61				


Finance Officer


Principal

Sri Indu College of Engineering and Technology
(VII): SHERIGUDA-501 510,
Ibrahimpatnam(M), R.R.Dist.



SRI INDU COLLEGE OF ENGINEERING AND TECHNOLOGY
(SPONSORED BY NEW LOYOLA MODEL EDUCATION SOCIETY)
SHERIGUDA, IBRAHIMPATNAM

CONSOLIDATED INCOME & EXPENDITURE FOR THE YEAR ENDED 31.03.2023

EXPENDITURE	Amount	INCOME	Amount
Advertisement	58,71,061.00	Student Fee	44,29,42,000.00
Academic Exp	3,50,616.00	Bank Interest	4,43,041.00
Auditor fee	4,12,689.00	Admission/Lab & Library Fee	19,38,500.00
Bank charges	50,450.00	Misc Income	1,45,23,525.00
Books & periodicals	9,59,406.00	Consultancy Services	1,90,000.00
Bus Maintenance exp	99,03,610.00	Alumni Contribution	6,89,434.00
Computer Maintenance	16,17,640.00		
Conferences	13,65,840.00		
Examination Charges	36,23,373.00		
Electricity Maintenance	8,65,422.00		
ERP/E- Governance	14,58,700.00		
FDP/ Conferences	4,80,750.00		
Lab & Library Maintenance	9,66,245.00		
Generator Maintenance	8,11,500.00		
Garden Maintenance	26,55,243.00		
Hostel Maintenance	1,38,84,332.00		
Furniture Repair	2,71,500.00		
Internet Maintenance	9,03,265.00		
Insurance	6,41,089.00		
Industrial Training & Visits	41,05,242.00		
Local Conveyance	16,55,964.00		
Meeting & Functions	26,30,240.00		
Miscellaneous Exp	2,56,958.00		
Scholarship/Merit Awards	22,45,000.00		
O.U. / JNTU / AICTE Fee	1,75,36,824.00		
Postage	6,36,418.00		
Printing & Stationery exp	77,18,192.00		
Professional fee	11,15,420.00		
Provident Fund	3,93,000.00		
Rates & Taxes	15,64,534.00		
Research & Development Activities	46,52,846.00		
Rent	6,80,000.00		
Repairs & Maintenance exp	1,23,09,534.00		
Staff salaries	29,28,15,168.00		
Staff Welfare	22,25,781.00		
Student Welfare	10,56,000.00		
School/Building Maintenance	4,26,400.00		
Sports & Games	5,86,925.00		
Special Project	12,92,580.00		
Seminars	35,95,652.00		
Security Charges	12,58,400.00		
Training & Placement Exp	1,15,62,096.00		
Technosav Exp	28,65,952.00		
Telephone Charges	13,65,506.00		
Transport charges	4,85,738.00		
Vehicle Maintenance	2,11,577.00		
Water & Electricity charges	18,86,820.00		
Depreciation	1,68,42,426.00		
Excess Income Over Exp	1,76,56,576.00		
Total	46,07,26,500.00		46,07,26,500.00

Sood
PRINCIPAL
Sri Indu College of Engineering and Technology
(VIN): SHERIGUDA-501 540,
Ibrahimpatnam(M), R.R.Dist.



Sood
PRINCIPAL
Sri Indu College of Engineering and Technology

SRI INDU COLLEGE OF ENGINEERING AND TECHNOLOGY
DEPRECIATION STATEMENT FOR THE YEAR ENDED -31-03-2023

2022-23

PARTICULARS	OPENING BAL	BEFORE SEP DEP	AFTER SEP DEP	TOTAL	DEP %	DEPRECIATION	TOTAL
BLOCK BOARDS	1,320.00	9,850.00	5,500.00	16,670.00	15%	2,088.00	14,582.00
BOOKS	1,24,17,059.00	17,00,541.00	14,05,942.00	1,55,23,542.00	15%	22,23,085.65	1,33,00,456.35
BOREWELL	33,948.00			33,948.00	15%	5,092.20	28,855.80
VEICHLES	1,04,09,045.00	13,51,946.00	6,23,349.00	1,23,84,340.00	15%	18,10,899.83	1,05,73,440.18
COOLER	6,969.00			6,969.00	15%	1,045.35	5,923.65
COMPUTERS	89,80,131.00	9,72,800.00	5,75,850.00	1,05,28,781.00	40%	15,36,128.40	89,92,652.60
DIGITAL COPIER	1,96,969.00			1,96,969.00	15%	29,545.35	1,67,423.65
ELECTRICAL FITTINGS	15,89,476.00		92,100.00	16,81,576.00	15%	2,45,328.90	14,36,247.10
ELECTRICAL & ELECTRONICS LAB	4,94,250.00			4,94,250.00	15%	74,137.50	4,20,112.50
FURNITURE	58,25,303.00	2,56,810.00	3,56,425.00	64,38,538.00	10%	9,39,048.83	54,99,489.18
OFFICE EQUIPMENT	4,34,132.00	56,250.00	28,900.00	5,19,282.00	15%	75,724.80	4,43,557.20
SPORTS EQUIPMENT	74,404.00	88,590.00	2,02,650.00	3,65,644.00	15%	39,647.85	3,25,996.15
SCIENTIFIC EQUIPMENTS	1,75,257.00			1,75,257.00	15%	26,288.55	1,48,968.45
SHEDS	595.00			595.00	15%	89.25	505.75
MATERIAL TOYS	9,142.00			9,142.00	15%	1,371.30	7,770.70
MOBILE ELECTRONIC PHONES	64,067.00			64,067.00	15%	9,610.05	54,456.95
MP BOARDS	30,280.00			30,280.00	15%	4,542.00	25,738.00
TV'S	94,856.00			94,856.00	15%	14,228.40	80,627.60
UPS	2,25,773.00			2,25,773.00	15%	33,865.95	1,91,907.05
PROJECTOR AND PRINTER	4,39,844.00			4,39,844.00	15%	65,976.60	3,73,867.40
GENERATOR	3,19,077.00			3,19,077.00	15%	47,861.55	2,71,215.45
WATER COOLER	1,12,702.00			1,12,702.00	15%	16,905.30	95,796.70
WATER PLANT	5,91,899.00			5,91,899.00	15%	88,784.85	5,03,114.15
BIO TECH LAB	1,31,133.00			1,31,133.00	15%	19,669.95	1,11,463.05
ELECTRONIC LAB EQUIPMENT	96,79,416.00	3,30,556.00	8,50,458.00	1,08,60,430.00	15%	15,65,280.15	92,95,149.85
AGRICULTURAL LAND	14,905.00			14,905.00			14,905.00
BUILDINGS	10,82,06,190.00	1,06,59,142.00	1,04,49,120.00	12,93,14,452.00	10%	1,86,13,483.80	11,07,00,968.20
LAND IBRAHIMPATNAM	30,72,432.00			30,72,432.00			30,72,432.00
	16,36,30,574.00	1,54,16,635.00	1,45,84,794.00	19,36,32,003.00		2,74,89,730.35	16,61,57,622.65




PRINCIPAL
Sri Indu College of Engineering and Technology
(VIII) - SHERGUDA-501 510,
Ibrahimpattanam(M), R.R.Dist.

PRINCIPAL
Sri Indu College of Engineering and Technology
(VIII) - SHERGUDA-501 510,
Ibrahimpattanam(M), R.R.Dist.

SRI INDU COLLEGE OF ENGINEERING AND TECHNOLOGY
(SPONSORED BY NEW LOYOLA MODEL EDUCATION SOCIETY)
SHERIGUDA, IBRAHIMPATNAM
INCOME & EXPENDITURE FOR THE YEAR ENDED 31.03.2022

EXPENDITURE	Amount	INCOME	Amount
Advertisement	56,63,911.00	Fees Collection	36,25,39,340.00
Academic Exp	74,100.00	Interest on F.D's	78,68,562.00
Auditor fee	3,31,080.00	Bank Interest	31,65,164.00
Bank charges	68,719.00	Admission/Lab & Library Fee	55,70,700.00
Books & periodicals	9,30,570.00	Misce Income	1,17,43,071.00
Bus Maintenance exp	48,14,868.00	Consultancy Services	12,65,500.00
Computer Maintenance	10,54,482.00	Alumni Contribution	2,50,000.00
Conferences	7,43,410.00		
Examination Charges	18,05,080.00		
Electricity Maintenance	9,72,351.00		
ERP/E- Governance	13,40,000.00		
FDP/ Conferences	5,15,500.00		
Lab & Library Maintenance	18,73,264.00		
Generator Maintenance	75,208.00		
Garden Maintenance	45,70,086.00		
Hostel Maintenance	1,13,77,645.00		
Furniture Repair	63,63,000.00		
Internet Maintenance	12,30,398.00		
Insurance	8,88,663.00		
Industrial Training & Visits	29,87,040.00		
Local Conveyance	18,44,131.00		
Meeting & Functions	43,58,922.00		
Miscellaneous Exp	3,97,171.00		
O.U. / JNTU / AICTE Fee	1,41,28,121.00		
Postage	5,01,550.00		
Printing & Stationery exp	47,97,172.00		
Professional fee	8,52,220.00		
Provident Fund	8,57,565.00		
Rates & Taxes	23,57,445.00		
Reserch & Development Activities	29,94,941.00		
Rent	4,80,000.00		
Repairs & Maintenance exp	86,33,426.00		
Staff salaries	24,88,09,489.00		
Staff Welfare	2,10,996.00		
Student Welfare	9,87,568.00		
Building Maintenance	28,32,562.00		
Sports & Games	5,67,950.00		
Special Project	84,970.00		
Seminars	29,53,600.00		
Security Charges	11,30,000.00		
Training & Placement Exp	84,73,926.00		
Technosav Exp	19,33,950.00		
Telephone Charges	7,33,690.00		
Transport charges	3,05,205.00		
Water & Electricity charges	15,96,695.00		
Depreciation	1,54,92,826.00		
Excess Income Over Exp	1,64,05,871.00		
Total	39,24,02,337.00		39,24,02,337.00

As per our report of even date attached

For M. Thirumala Raju & Co
 Chartered Accountant
 Firm Reg. No: 0139255

 M. No: 230625
 Chartered Accountant
 (CA M. Thirumala Raju)
 Proprietor
 Membership No: 230625
 Place: Hyderabad



Sush
PRINCIPAL
 Sri Indu College of Engineering and Technology
 SHERIGUDA-501 510,
 Ibrahimpatnam(M), R.R.Dist.

Sush
PRINCIPAL
 Sri Indu College of Engineering and Technology
 (M): SHERIGUDA-501 510,
 Ibrahimpatnam(M), R.R.Dist.

SRI INDU COLLEGE OF ENGINEERING AND TECHNOLOGY
DEPRECIATION STATEMENT FOR THE YEAR ENDED 31-03-2022

2021-22

PARTICULARS	OPENING BAL	BEFORE SEP DEP	AFTER SEP DEP	TOTAL	DEP %	DEPRECIATION	TOTAL
BLOCK BOARDS	1,553.00			1,553.00	15%	232.95	1,320.05
BOOKS	1,08,68,192.00	21,58,960.00	14,52,951.00	1,44,80,103.00	15%	20,63,044.13	1,24,17,058.88
BOREWELL	39,939.00			39,939.00	15%	5,990.85	33,948.15
VEICLES	1,22,45,935.00			1,22,45,935.00	15%	18,36,890.25	1,04,09,044.75
COOLER	8,199.00			8,199.00	15%	1,229.85	6,969.15
COMPUTERS	1,04,61,570.00		94,915.00	1,05,56,485.00	40%	15,76,354.13	89,80,130.88
DIGITAL COPIER	2,31,728.00			2,31,728.00	15%	34,759.20	1,96,968.80
ELECTRICAL FITTINGS	18,69,972.00			18,69,972.00	15%	2,80,495.80	15,89,476.20
ELECTRICAL & ELECTRONICS LAB	5,81,471.00			5,81,471.00	15%	87,220.65	4,94,250.35
FURNITURE	56,75,504.00	6,50,000.00	4,85,000.00	68,10,504.00	10%	9,85,200.60	58,25,303.40
OFFICE EQUIPMENT	4,32,014.00	50,000.00	26,400.00	5,08,414.00	15%	74,282.10	4,34,131.90
SPORTS EQUIPMENT	87,534.00			87,534.00	15%	13,130.10	74,403.90
SCIENTIFIC EQUIPMENTS	2,06,185.00			2,06,185.00	15%	30,927.75	1,75,257.25
SHEDS	700.00			700.00	15%	105.00	595.00
MATERIAL TOYS	10,755.00			10,755.00	15%	1,613.25	9,141.75
MOBILE ELECTRONIC PHONES	52,520.00			52,520.00	15%	7,878.00	44,642.00
MP BOARDS	35,624.00		21,000.00	73,520.00	15%	9,453.00	64,067.00
TV'S	1,03,325.00			1,03,325.00	15%	15,500.00	87,825.00
UPS	2,65,615.00			2,65,615.00	15%	39,842.25	2,25,772.75
PROJECTOR AND PRINTER	4,85,360.00			4,85,360.00	15%	72,804.00	4,12,556.00
GENARATOR	3,75,385.00		29,500.00	5,14,860.00	15%	75,016.50	4,39,843.50
WATER COOLER	1,32,590.00			1,32,590.00	15%	19,888.50	1,12,701.50
WATER PLANT	5,78,984.00	82,000.00	32,500.00	6,93,484.00	15%	1,01,585.10	5,91,898.90
BIO TECH LAB	1,54,274.00			1,54,274.00	15%	23,141.10	1,31,132.90
ELECTRONIC LAB EQUIPMENT	1,00,27,651.00		9,91,910.00	1,13,00,027.00	15%	16,20,610.80	96,79,416.20
AGRICULTURAL LAND	14,905.00			14,905.00			14,905.00
BUILDINGS	10,29,69,883.00	1,26,90,529.00	1,06,97,124.00	12,63,57,536.00	10%	1,81,51,346.10	10,82,06,189.90
LAND IBRAHIMPATNAM	30,72,432.00			30,72,432.00			30,72,432.00
TOTAL	16,09,89,799.00	1,59,11,955.00	1,38,38,900.00	19,07,40,654.00		2,71,10,080.05	16,36,30,573.95

As per our report of ever this attached

For M. Thirumala Raju & Co.
 Chartered Accountant
 Firm No. 233025
 (CA M. Thirumala Raju)
 Member of Institute of Cost Accountants of India
 Membership No. 233025
 Place: Hyderabad



SRI INDU COLLEGE OF ENGINEERING AND TECHNOLOGY
 (VIII): SHERIGUDA-501 510,
 Ibrahimpatnam(M), R.R. Dist

PRINCIPAL
 Sri Indu College of Engineering and Technology
 (VIII): SHERIGUDA-501 510,
 Ibrahimpatnam(M), R.R. Dist


SRI INDU COLLEGE OF ENGINEERING AND TECHNOLOGY
(SPONSORED BY NEW LOYOLA MODEL EDUCATION SOCIETY)
SHERIGUDA, IBRAHIMPATNAM
INCOME & EXPENDITURE FOR THE YEAR ENDED 31.03.2021

EXPENDITURE	Amount	INCOME	Amount
Advertisement	54,39,229.00	Fees Collection	35,35,72,766.00
Bank charges	15,722.00	Bank Interest	8,44,570.00
Books & periodicals	4,68,900.00	Admission /Lab & Library Fee	49,19,300.00
Bus Maintenance exp	87,70,021.00	Maintenance Fees / Bus fee	34,10,500.00
Computer Maintenance	4,67,400.00	Miscellaneous Income	1,13,06,774.00
Conferences	6,18,910.00	Hostel Fee	84,44,000.00
Examination Charges	12,23,188.00	Consultancy Services	7,80,000.00
Electricity Maintenance	3,17,733.00	Alumni Contribution	2,70,500.00
ERP/E- Governance	16,78,000.00		
FDP/ Conferences	2,38,000.00		
Lab & Library Maintenance	1,09,030.00		
Generator Maintenance	2,58,910.00		
Garden Maintenance	24,71,870.00		
Hostel Maintenance	1,17,34,400.00		
Furniture Repair	5,68,962.00		
Internet Maintenance	5,76,698.00		
Insurance	3,48,094.00		
Industrial Training & Visits	24,80,400.00		
Local Conveyance	13,16,750.00		
Meeting & Functions	26,78,190.00		
Miscellaneous Exp	12,67,039.00		
O.U. / JNTU/ AICTE Fee	1,33,17,394.00		
Postage	4,89,400.00		
Printing & Stationery exp	45,50,905.00		
Professional fee	5,90,070.00		
Provident Fund	3,45,000.00		
Rates & Taxes	23,07,207.00		
Reserch & Development Activities	28,40,500.00		
Rent	3,40,000.00		
Repairs & Maintenance exp	73,71,961.00		
Staff salaries	24,77,70,408.00		
Staff Welfare	79,800.00		
Student Welfare	1,56,400.00		
Sports & Games	3,79,200.00		
Special Project	3,88,650.00		
Seminars	28,94,500.00		
Training & Placement Exp	86,42,620.00		
Technosav Exp	18,45,860.00		
Telephone Charges	5,68,940.00		
Transport charges	2,45,860.00		
Water & Electricity charges	10,28,224.00		
Depreciation	1,46,18,331.00		
Excess Income Over Exp	2,97,29,734.00		
Total	38,35,48,410.00		38,35,48,410.00

As per our report of even date attached

For M. Thirumala Raju & Co.
Chartered Accountant
Firm Reg. No. 0139255

(CA.M. Thirumala Raju)
Proprietor
Membership No.: 230625
Place: Hyderabad



Soob
PRINCIPAL
Sri Indu College of Engineering and Technology
(VIII), SHERIGUDA-501 510,
Ibrahimpattanam(M), R.R. Dist.



Soob
PRINCIPAL
Sri Indu College of Engineering and Technology
(VIII), SHERIGUDA-501 510,
Ibrahimpattanam(M), R.R. Dist.

SRI INDU COLLEGE OF ENGINEERING AND TECHNOLOGY
DEPRECIATION STATEMENT FOR THE YEAR ENDED -31-03-2021
2020-21

PARTICULARS	OPENING BAL	BEFORE SEP DEP	AFTER SEP DEP	TOTAL	DEP %	DEPRECIATION	TOTAL
BLOCK BOARDS	1,828.00			1,828.00	15%	274.20	1,553.80
BOOKS	94,63,439.00	18,58,282.00	13,45,654.00	1,26,67,375.00	15%	17,99,182.20	1,08,68,192.80
BOREWELL	46,987.00			46,987.00	15%	7,048.05	39,938.95
VEHICLES	1,44,06,982.00			1,44,06,982.00	15%	21,61,047.30	1,22,45,934.70
COOLER	9,646.00			9,646.00	15%	1,446.90	8,199.10
COMPUTERS	1,16,90,155.00		5,67,500.00	1,22,57,655.00	40%	17,96,085.75	1,04,61,569.25
DIGITAL COPIER	2,72,621.00			2,72,621.00	15%	40,893.15	2,31,727.85
ELECTRICAL FITTINGS	15,44,153.00	3,58,900.00	2,72,840.00	21,75,893.00	15%	3,05,920.95	18,69,972.05
ELECTRICAL & ELECTRONICS LAB	6,84,084.00			6,84,084.00	15%	1,02,612.60	5,81,471.40
FURNITURE	58,23,534.00	4,40,000.00	3,80,000.00	66,43,534.00	10%	9,68,030.10	56,75,503.90
OFFICE EQUIPMENT	3,76,515.00	78,500.00	48,920.00	5,03,935.00	15%	71,921.25	4,32,013.75
SPORTS EQUIPMENT	1,02,981.00			1,02,981.00	15%	15,447.15	87,533.85
SCIENTIFIC EQUIPMENTS	2,42,570.00			2,42,570.00	15%	36,385.50	2,06,184.50
SHEDS	824.00			824.00	15%	123.60	700.40
MATERIAL TOYS	12,653.00			12,653.00	15%	1,897.95	10,755.05
MOBILE ELECTRONIC PHONES	61,788.00			61,788.00	15%	9,268.20	52,519.80
MP BOARDS	41,910.00			41,910.00	15%	6,286.50	35,623.50
TV'S	1,21,559.00			1,21,559.00	15%	18,233.85	1,03,325.15
UPS	3,12,488.00			3,12,488.00	15%	46,873.20	2,65,614.80
PROJECTOR AND PRINTER	5,71,012.00			5,71,012.00	15%	85,651.80	4,85,360.20
GENERATOR	4,41,630.00			4,41,630.00	15%	66,244.50	3,75,385.50
WATER COOLER	1,55,989.00			1,55,989.00	15%	23,398.35	1,32,590.65
WATER PLANT	4,72,849.00	1,12,000.00	88,500.00	6,73,349.00	15%	94,364.85	5,78,984.15
BIO TECH LAB	1,81,499.00			1,81,499.00	15%	27,224.85	1,54,274.15
ELECTRONIC LAB EQUIPMENT	1,03,05,563.00	1,48,695.00	12,34,088.00	1,16,88,346.00	15%	16,60,695.30	1,00,27,650.70
AGRICULTURAL LAND	14,905.00			14,905.00			14,905.00
BUILDINGS	9,84,53,914.00	1,22,38,205.00	96,01,710.00	12,02,93,829.00	10%	1,73,23,946.10	10,29,69,882.90
LAND IBRAHIMPATNAM	30,72,432.00			30,72,432.00			30,72,432.00
	15,88,86,510.00	1,52,34,582.00	1,35,39,212.00	18,76,60,304.00		2,66,70,504.15	16,09,89,799.85



Sri Indu College of Engineering and Technology
(An Autonomous Institute)
Sriperumbudur, Tamil Nadu - 605 006



PRINCIPAL
Sri Indu College of Engineering and Technology
(VIII): SHERKUDA-501 510,
Ibrahimpatnam(M), R.R.Dist

SRI INDU COLLEGE OF ENGINEERING AND TECHNOLOGY
(VIII): SHERKUDA-501 510,
IBRAHIMPATNAM(M), R.R.DIST


SRI INDU COLLEGE OF ENGINEERING AND TECHNOLOGY
(SPONSORED BY NEW LOYOLA MODEL EDUCATION SOCIETY)
SHERIGUDA, IBRAHIMPATNAM
INCOME & EXPENDITURE FOR THE YEAR ENDED 31.03.2020

EXPENDITURE	Amount	INCOME	Amount
Advertisement	46,85,950.00	Fees Collection	34,07,55,808.00
Academic Exp	4,66,850.00	Bank Interest	6,28,908.00
Bank charges	48,924.00	Admission/Lab & Library Fee	48,13,400.00
Books & periodicals	3,56,866.00	Maintenance Fee/ Bus Fee	75,72,000.00
Bus Maintenance exp	98,86,986.00	Miscellaneous Income	66,05,682.00
Computer Maintenance	4,25,640.00	Hostel Fee	1,82,72,000.00
Examination Charges	96,29,660.00	Consultancy Services	10,75,000.00
Electricity Maintenance	3,55,640.00	Alumni Contribution	2,05,500.00
ERP/E- Governance	6,32,000.00		
FDP/ Conferences	2,97,500.00		
Lab & Library Maintenance	13,56,810.00		
Generator Maintenance	9,56,920.00		
Garden Maintenance	16,96,880.00		
Hostel Maintenance	1,90,86,550.00		
Furniture Repair	18,56,890.00		
Internet Maintenance	4,86,550.00		
Insurance	12,54,673.00		
Industrial Training & Visits	19,58,680.00		
Local Conveyance	24,76,865.00		
Meeting & Functions	21,58,925.00		
Miscellaneous Exp	1,95,351.00		
O.U. / JNTU / AICTE Fee	1,25,36,810.00		
Postage	4,86,550.00		
Printing & Stationery exp	46,85,460.00		
Professional fee	8,80,000.00		
Provident Fund	3,45,000.00		
Rates & Taxes	13,86,520.00		
Research & Development Activities	22,78,950.00		
Rent	3,40,000.00		
Repairs & Maintenance exp	1,18,25,950.00		
Staff salaries	22,42,84,950.00		
Staff Welfare	11,68,980.00		
Student Welfare	3,16,220.00		
Sports & Games	2,46,820.00		
Special Project	18,80,650.00		
Seminars	21,58,980.00		
Training & Placement Exp	72,57,240.00		
Technotsav Exp	15,85,940.00		
Telephone Charges	9,82,570.00		
Transport charges	8,56,400.00		
Water & Electricity charges	14,98,980.00		
Depreciation	1,71,55,837.00		
Excess Income Over Exp	2,54,98,381.00		
Total	37,99,28,298.00		37,99,28,298.00

As per our report of even date attached

For M. Thirumala Raju & Co.
Chartered Accountants
Firm Reg. No. 0139255

(CA. M. Thirumala Raju)
Proprietor
Membership No: 230625
Place: Hyderabad



PRINCIPAL
 Sri Indu College of Engineering and Technology
 (VIN: SHERIGUDA-501 510,
 Ibrahimpatnam(M), R.R.Dist.



PRINCIPAL
 Sri Indu College of Engineering and Technology
 SHERIGUDA-501 510,

SRI INDU COLLEGE OF ENGINEERING AND TECHNOLOGY
DEPRECIATION STATEMENT FOR THE YEAR ENDED - 31/03-2020
2019-20

PARTICULARS	OPENING BAL	BEFORE SEP DEP	AFTER SEP DEP	TOTAL	DEP %	DEPRECIATION	TOTAL
BLOCK BOARDS	2,151.00			2,151.00	15%	322.65	1,828.35
BOOKS	75,81,218.00	18,58,910.00	15,56,033.00	1,09,96,161.00	15%	15,32,721.68	94,63,439.33
BOREWELL	55,279.00			55,279.00	15%	8,291.85	46,987.15
VEICLES	1,69,49,391.00			1,69,49,391.00	15%	25,42,408.65	1,44,06,982.35
COOLER	11,349.00			11,349.00	15%	1,702.35	9,646.65
COMPUTERS	23,81,503.00	3,37,459.00	1,01,39,500.00	1,28,58,462.00	40%	11,68,306.80	1,16,90,155.20
DIGITAL COPIER	3,20,729.00			3,20,729.00	15%	48,109.35	2,72,619.65
ELECTRICAL FITTINGS	14,59,878.00	1,91,720.00	1,51,670.00	18,03,268.00	15%	2,59,114.95	15,44,153.05
ELECTRICAL & ELECTRONICS LAB	8,04,805.00			8,04,805.00	15%	1,20,720.75	6,84,084.25
FURNITURE	55,78,298.00	7,66,660.00	4,65,210.00	68,10,168.00	10%	9,86,634.45	58,23,533.55
OFFICE EQUIPMENT	3,88,208.00	31,800.00	21,090.00	4,41,098.00	15%	64,582.95	3,76,515.05
SPORTS EQUIPMENT	92,100.00	18,650.00	9,560.00	1,20,310.00	15%	17,329.50	1,02,980.50
SCIENTIFIC EQUIPMENTS	2,85,376.00			2,85,376.00	15%	42,806.40	2,42,569.60
SHEDS	969.00			969.00	15%	145.35	823.65
MATERIAL TOYS	14,886.00			14,886.00	15%	2,232.90	12,653.10
MOBILE ELECTRONIC PHONES	49,399.00	11,540.00	10,800.00	71,739.00	15%	9,950.85	61,788.15
MP BOARDS	49,306.00			49,306.00	15%	7,395.90	41,910.10
TV'S/CC TV CAMARAS	1,43,010.00			1,43,010.00	15%	21,451.50	1,21,558.50
UPS	3,14,854.00			3,14,854.00	15%	50,865.60	3,12,488.40
PROJECTOR AND PRINTER	6,18,632.00			6,18,632.00	15%	99,660.30	5,71,011.70
GENARATOR	4,71,932.00			4,71,932.00	15%	76,261.80	4,41,630.20
WATER COOLER	1,83,517.00			1,83,517.00	15%	27,527.55	1,55,989.45
WATER PLANT	5,56,293.00			5,56,293.00	15%	83,443.95	4,72,849.05
BIO TECH LAB	70,729.00	1,42,800.00		2,13,529.00	15%	32,029.35	1,81,499.65
ELECTRONIC LAB EQUIPMENT	1,02,22,955.00	11,59,430.00	6,81,660.00	1,20,64,045.00	15%	17,58,482.25	1,03,05,562.75
AGRICULTURAL LAND	14,905.00			14,905.00			14,905.00
BUILDINGS	10,47,55,364.00	62,26,074.00	44,53,720.00	1,15,27,158.00	10%	1,69,81,244.70	9,84,53,913.30
LAND IBRAHIMPATNAM	30,72,432.00			30,72,432.00			30,72,432.00
	15,64,49,468.00	1,08,11,543.00	1,75,69,243.00	18,48,30,254.00		2,59,43,744.33	15,88,86,509.68

As per our report even date attached
 Sri M. Thiruvada Raju & Co.
 Chartered Accountants
 Firm Reg. No. 013320
 (CA M. Thiruvada Raju
 Proprietor
 Membership No. 231025
 Place: Hyderabad)



PRINCIPAL
 Sri Indu College of Engineering and Technology
 (VIII): SHERIGUDA-501 510,
 Ibrahimpatnam (M), R.R. Dist.

PRINCIPAL
 Sri Indu College of Engineering and Technology
 (VIII): SHERIGUDA-501 510,
 Ibrahimpatnam (M), R.R. Dist.



**SRI INDU COLLEGE OF ENGINEERING AND TECHNOLOGY
(SPONSORED BY NEW LOYOLA MODEL EDUCATION SOCIETY)
SHERIGUDA, IBRAHIMPATNAM**

INCOME & EXPENDITURE FOR THE YEAR ENDED 31.03.2019

EXPENDITURE		Amount	INCOME		Amount
Advertisement		34,56,850.00	Fees Collection		32,82,26,548.00
Acadmic Exp ✓		4,56,960.00	Student Bus Fee		86,94,856.00
Auditor fee		85,600.00	Student Hostel Fee		1,44,78,940.00
Bank charges		42,116.00	Admission/Lab & Library Fee		66,94,832.00
Books & periodicals		3,48,510.00	Consultancy Services		10,50,000.00
Bus Maintanance exp		1,26,84,590.00	Misce Income		56,36,182.00
Computer Maintanance		7,71,820.00	Bank Interest		5,79,810.00
Examination Charges		72,85,866.00	Alumni Contribution		2,00,000.00
Electricity Maintanance		4,40,580.00			
ERP/E- Governance		6,10,000.00			
FDP/ Conferences		1,84,250.00			
Lab & Library Maintanance		18,76,540.00			
Genarator Maintanance		9,36,580.00			
Garden Maintanance		15,98,450.00			
Hostel Maintanance		1,34,43,453.00			
Furniture Repair		16,99,540.00			
Internet Maintanance		5,99,540.00			
Vehicles Insurance		9,42,862.00			
Industrial Training & Visits		17,85,920.00			
Staff Conveyence		24,88,960.00			
Meeting & Functions		24,92,121.00			
Miscellaneous Exp		4,00,408.00			
O.U. / JNTU / AICTE Fee		1,24,65,721.00			
Postage		5,42,650.00			
Printing & Stationery exp		42,85,910.00			
Professional fee		7,82,000.00			
Special Project Exp		18,11,592.00			
Provident Fund		6,48,840.00			
Rates & Taxes		8,46,160.00			
Reserch & Development Activities		16,48,350.00			
Office Rent		4,40,000.00			
Repairs & Maintanance exp		98,56,840.00			
Staff salaries		22,12,63,895.00			
Staff Welfare		9,68,910.00			
Student Welfare		4,09,790.00			
Sports & Games		4,68,940.00			
Seminars		16,98,650.00			
Training & Placement Exp		78,42,140.00			
Technotsav Exp		13,58,400.00			
Telephone Charges		18,58,978.00			
Transport charges		6,95,840.00			
Water & Electricity charges		14,72,590.00			
Depriciation		1,68,94,520.00			
Excess Income Over Exp)		2,36,68,936.00			
Total		36,65,61,168.00			36,65.61.168.00

As per our report of even date attached

For M. Thirumala Raju & Co.
Chartered Accountant
Firm Reg. No. 0139255
(CA.M. Thirumala Raju)
Proprietor
Membership No: 230625
Place: Hyderabad



Scrib
PRINCIPAL
Sri Indu College of Engineering and Technology
(MR): SHERIGUDA-501 510,
Ibrahimpatnam(M), R.R.Dist.

Scrib
PRINCIPAL
Sri Indu College of Engineering and Technology

SRI INDU COLLEGE OF ENGINEERING AND TECHNOLOGY
DEPRECIATION STATEMENT FOR THE YEAR ENDED 31-03-2019
2018-19

PARTICULARS	OPENING BAL	BEFORE SEP DEP	AFTER SEP DEP	TOTAL	DEP %	DEPRECIATION	TOTAL
BLOCK BOARDS	2,530.00			2,530.00	15%	379.50	2,150.50
BOOKS	57,81,068.00	15,88,940.00	14,23,472.00	87,93,480.00	15%	12,12,261.60	75,81,218.40
BOREWELL	65,034.00			65,034.00	15%	9,755.10	55,278.90
VEICLES	1,31,08,776.00	68,31,684.00		1,99,40,460.00	15%	29,91,069.00	1,69,49,391.00
COOLER	13,352.00			13,352.00	15%	2,002.80	11,349.20
COMPUTERS	5,89,011.00	1,88,640.00	18,60,000.00	26,37,651.00	40%	2,56,147.65	23,81,503.35
DIGITAL COPIER	3,77,329.00			3,77,329.00	15%	56,599.35	3,20,729.65
ELECTRICAL FITTINGS	14,42,170.00	1,35,713.00	1,28,300.00	17,06,183.00	15%	2,46,304.95	14,59,878.05
ELECTRICAL & ELECTRONICS LAB	9,46,829.00			9,46,829.00	15%	1,42,024.35	8,04,804.65
FURNITURE	58,32,230.00	4,36,650.00	2,70,000.00	65,38,880.00	10%	9,60,582.00	55,78,298.00
OFFICE EQUIPMENT	3,96,292.00	25,600.00	32,000.00	4,53,892.00	15%	65,683.80	3,88,208.20
SPORTS EQUIPMENT	68,247.00	28,680.00	10,500.00	1,07,427.00	15%	15,326.55	92,100.45
SCIENTIFIC EQUIPMENTS	3,35,737.00			3,35,737.00	15%	50,360.55	2,85,376.45
SHEDS	1,140.00			1,140.00	15%	171.00	969.00
MATERIAL TOYS	17,513.00			17,513.00	15%	2,626.95	14,886.05
MOBILE ELECTRONIC PHONES	58,116.00			58,116.00	15%	8,717.40	49,398.60
MP BOARDS	58,007.00			58,007.00	15%	8,701.05	49,305.95
TV'S/CC TV CAMARAS	1,68,247.00			1,68,247.00	15%	25,237.05	1,43,009.95
LUPS	3,70,416.00			3,70,416.00	15%	55,562.40	3,14,853.60
PROJECTOR AND PRINTER	6,85,340.00	10,250.00	29,600.00	7,25,190.00	15%	1,06,558.50	6,18,631.50
GENERATOR	5,55,214.00			5,55,214.00	15%	83,282.10	4,71,931.90
WATER COOLER	2,15,902.00			2,15,902.00	15%	32,385.30	1,83,516.70
WATER PLANT	6,54,462.00			6,54,462.00	15%	98,169.30	5,56,292.70
BIO TECH LAB	83,211.00			83,211.00	15%	12,481.65	70,729.35
ELECTRONIC LAB-EQUIPMENT	1,04,24,553.00	8,49,960.00	6,91,480.00	1,19,65,993.00	15%	17,43,037.95	1,02,22,955.05
AGRICULTURAL LAND	14,905.00			14,905.00			14,905.00
BUILDINGS	10,93,57,303.00	75,10,638.00	58,56,880.00	12,27,24,821.00	10%	1,79,69,457.15	10,47,55,363.85
LAND IBRAHIMPATNAM	30,72,432.00			30,72,432.00			30,72,432.00
	15,46,95,366.00	1,76,06,755.00	1,03,02,232.00	18,26,04,353.00		2,61,54,885.00	15,64,49,468.00

Principal
Sri Indu College of Engineering and Technology
Vijaya Vittala Road, Hampi, Karnataka - 581127

Sreed
PRINCIPAL
Sri Indu College of Engineering and Technology
(VIII) SHERIGUDA-501 510,
Northam, Karnataka (M), R.A. Dist.

